



Eye and Tissue Donation in Australia

Monthly Report

March 2025

Preliminary Data

Data collected from Australian Eye and Tissue Banks
This report supersedes any monthly interim summaries previously released for 2025

Produced 1 May 2025 2:29 PM
Data Received by ANZOD up to 30 April 2025

Contents

1	Acknowledgements	4
2	Counting Methodology	5
3	Eye and Tissue Donors	6
3.1	Unique Tissue Donors	6
3.2	Eye Donors	13
4	Tissue Donations	19
5	Notified Tissue Grafts Implanted	25
6	Notified Tissue Graft Recipients	29
7	Glossary and Definitions	32
8	Contributors	34

List of Figures

1	Unique Tissue Donors by Month, 2025	6
2	Unique Tissue Donors by Month and Jurisdiction, 2025	7
3	Unique Tissue Donors by Month and Donor Type, 2025	8
4	Unique Tissue Donors by Month and Gender, 2025	9
5	Unique Tissue Donors by Month and Age Range, 2025	10
6	Unique Tissue Donors by Age Range and Donor Type, 2025	11
7	Unique Tissue Donors by Age Range and Gender, 2025	12
8	Eye Donors by Month, 2025	13
9	Eye Donors by Month and Jurisdiction, 2025	14
10	Eye Donors by Month and Gender, 2025	15
11	Eye Donors by Month and Age Range, 2025	16
12	Eye Donors by Age Range and Gender, 2025	17
13	Eye Donors by Month and Donor Category, 2025	18
14	Tissue Donations by Month, 2025	19
15	Tissue Donations by Month and Jurisdiction, 2025	20
16	Tissue Donations by Month and Donor Type, 2025	21
17	Tissue Donations by Month and Gender, 2025	24
18	Notified Tissue Grafts Implanted by Month, 2025	25
19	Notified Tissue Grafts Implanted by Month and Tissue Type, 2025	26
20	Notified Eye Tissue Graft Transplants by Month, 2025	27
21	Notified Tissue Graft Recipients by Month, 2025	29
22	Notified Tissue Graft Recipients by Month and Tissue Type, 2025	30
23	Pancreas Islet Recipients by Month, 2025	31

List of Tables

1	Unique Tissue Donors by Jurisdiction of Retrieval and Month, 2025	7
2	Unique Living Tissue Donors by Jurisdiction of Retrieval and Month, 2025	8
3	Unique Deceased Tissue Donors by Jurisdiction of Retrieval and Month, 2025	8
4	Unique Female Tissue Donors by Jurisdiction of Retrieval and Month, 2025	9
5	Unique Male Tissue Donors by Jurisdiction of Retrieval and Month, 2025	9
6	Unique Tissue Donors by Jurisdiction of Retrieval and Age Range, 2025	10
7	Unique Living Tissue Donors by Jurisdiction of Retrieval and Age Range, 2025	11
8	Unique Deceased Tissue Donors by Jurisdiction of Retrieval and Age Range, 2025	11
9	Unique Female Tissue Donors by Jurisdiction of Retrieval and Age Range, 2025	12
10	Unique Male Tissue Donors by Jurisdiction of Retrieval and Age Range, 2025	12
11	Eye Donors by Jurisdiction of Retrieval and Month, 2025	14
12	Female Eye Donors by Jurisdiction of Retrieval and Month, 2025	15
13	Male Eye Donors by Jurisdiction of Retrieval and Month, 2025	15
14	Eye Donors by Jurisdiction of Retrieval and Age Range, 2025	16
15	Female Eye Donors by Jurisdiction of Retrieval and Age Range, 2025	17
16	Male Eye Donors by Jurisdiction of Retrieval and Age Range, 2025	17
17	Eye Donors by Jurisdiction of Retrieval and Donor Category, 2025	18
18	Tissue Donations by Jurisdiction of Retrieval and Month, 2025	20
19	Living Tissue Donations by Jurisdiction of Retrieval and Month, 2025	21
20	Living Tissue Donations by Jurisdiction of Retrieval and Tissue Type, 2025	22
21	Deceased Tissue Donations by Jurisdiction of Retrieval and Month, 2025	22
22	Deceased Tissue Donations by Jurisdiction of Retrieval and Donor Category, 2025	22
23	Intended Solid Organ Donor Who Became Eyes and Tissue Donors, 2025	23
24	Female Tissue Donations by Jurisdiction of Retrieval and Month, 2025	24
25	Male Tissue Donations by Jurisdiction of Retrieval and Month, 2025	24
26	Notified Tissue Grafts Implanted by Jurisdiction of Retrieving Bank and Month, 2025	25
27	Notified Tissue Grafts Implanted by Jurisdiction of Retrieving Bank and Tissue Type, 2025	26
28	Notified Eye Tissue Graft Transplants by Jurisdiction of Retrieving Bank and Month, 2025	27
29	Cornea Graft Transplants by Jurisdiction of Retrieving Bank and Month, 2025	28
30	Sclera Unit Graft Transplants by Jurisdiction of Retrieving Bank and Month, 2025	28
31	Notified Tissue Graft Recipients by Jurisdiction of Retrieving Bank and Month, 2025	29
32	Notified Tissue Graft Recipients by Jurisdiction of Retrieving Bank and Tissue Type, 2025	30
33	Pancreas Islet Graft Recipients by Transplant Jurisdiction and Month, 2025	31

1 Acknowledgements

According to the Eye Bank Association of Australia and New Zealand (EBAANZ), since the end of 2011, the number of corneal transplants in Australia each year has exceeded the number of new patients requiring transplants each year. This means the current demand for corneal transplants in Australia is being met and should be noted when comparing 2025 corneal transplantation numbers to previous years published.

2 Counting Methodology

Each tissue bank and Queensland eye bank uses a Minimum Data Set Template (MDS) to provide the Registry de-identified donor information for each tissue type, as well as aggregate data for reporting of notified tissue graft implants and notified tissue graft recipients.

Each eye bank (excluding Queensland eye bank) use a generated report from the Electronic Donor Record (EDR), which collects data about eye donation activity in Australia.

Data received undergoes reconciliation and cross checking between the solid organ sector (ANZOD), the eye sector (participating eye banks) and the tissue sector (participating tissue banks) to ensure accuracy at the time of reporting.

The Registry declares:

- All donations of eye tissue have come from deceased donors.
- Eye donors include those who have donated 2 whole eyes, 2 corneas or one whole eye or one cornea.
- Eye and Tissue Graft Implants and Transplant Recipient data includes transplant events that have occurred in a different jurisdiction to where the tissue was donated.
- Graft Implants and Transplant Recipient data may or may not be a direct outcome of tissue donations reported for the month, as tissue can be stored for a period of time before the graft is implanted.
- Outcome data does not capture tissue that has been supplied for implant but not yet notified as implanted to the distributing tissue bank.
- This report supersedes previous monthly reports and as data reported is subject to revision it may change in subsequent reporting.

3 Eye and Tissue Donors

3.1 Unique Tissue Donors

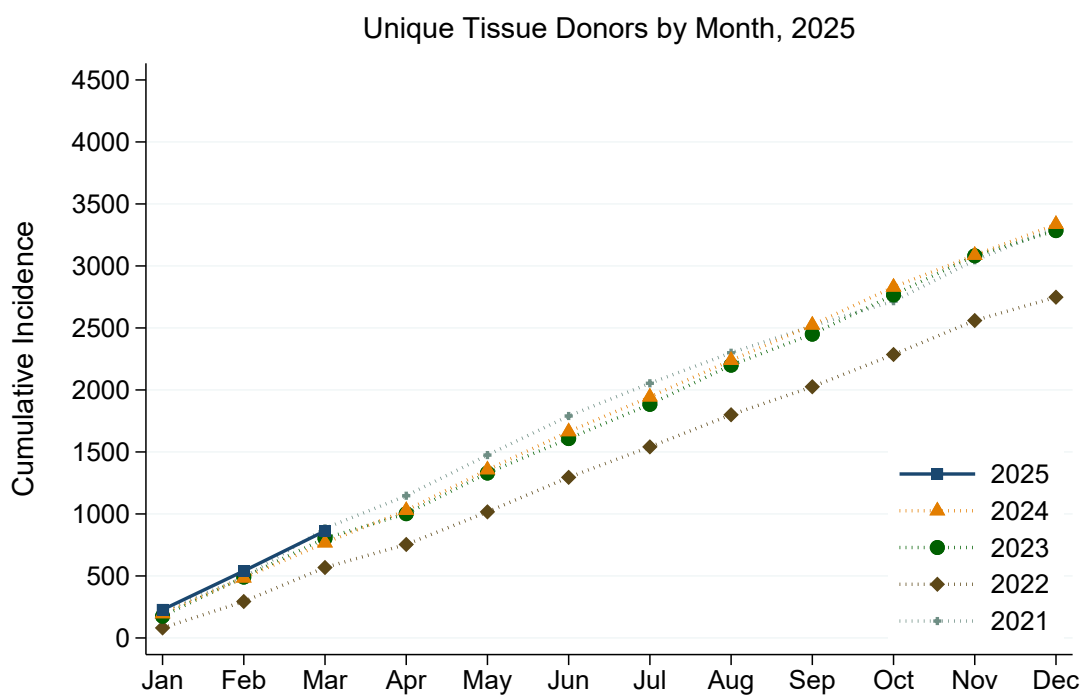


Figure 1: Unique Tissue Donors by Month, 2025

Eye and Tissue Donation Registry

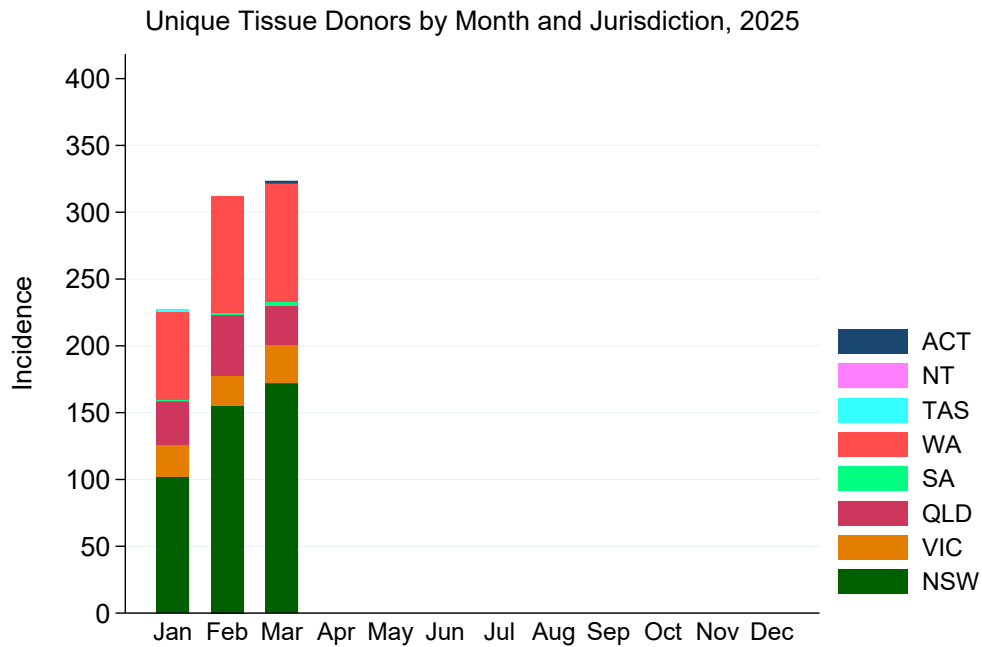


Figure 2: Unique Tissue Donors by Month and Jurisdiction, 2025

Table 1: Unique Tissue Donors by Jurisdiction of Retrieval and Month, 2025

	Jan	Feb	Mar	Apr	May	Jun	Jul	Aug	Sep	Oct	Nov	Dec	Total
NSW	102	155	172										429
VIC	24	23	29										76
QLD	33	45	29										107
SA	1	2	3										6
WA	67	87	89										243
TAS	1	0	0										1
NT	0	0	0										0
ACT	0	0	1										1
AUSTRALIA	228	312	323										863

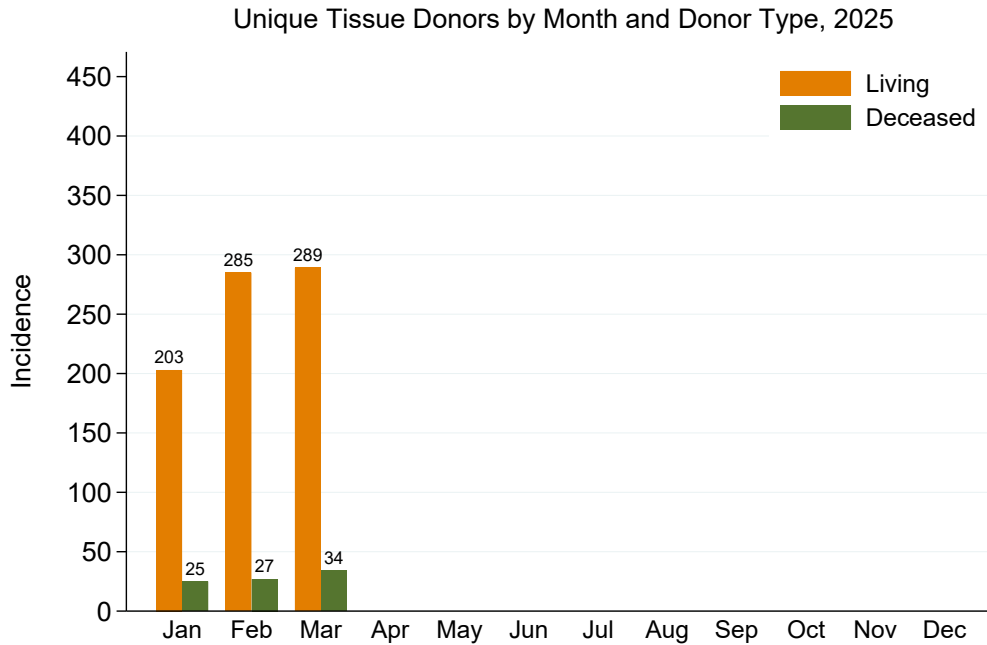


Figure 3: Unique Tissue Donors by Month and Donor Type, 2025

Table 2: Unique Living Tissue Donors by Jurisdiction of Retrieval and Month, 2025

	Jan	Feb	Mar	Apr	May	Jun	Jul	Aug	Sep	Oct	Nov	Dec	Total
NSW	97	150	163										410
VIC	15	19	22										56
QLD	24	31	18										73
SA	0	0	0										0
WA	67	85	86										238
TAS	0	0	0										0
NT	0	0	0										0
ACT	0	0	0										0
AUSTRALIA	203	285	289										777

Table 3: Unique Deceased Tissue Donors by Jurisdiction of Retrieval and Month, 2025

	Jan	Feb	Mar	Apr	May	Jun	Jul	Aug	Sep	Oct	Nov	Dec	Total
NSW	5	5	9										19
VIC	9	4	7										20
QLD	9	14	11										34
SA	1	2	3										6
WA	0	2	3										5
TAS	1	0	0										1
NT	0	0	0										0
ACT	0	0	1										1
AUSTRALIA	25	27	34										86

Eye and Tissue Donation Registry

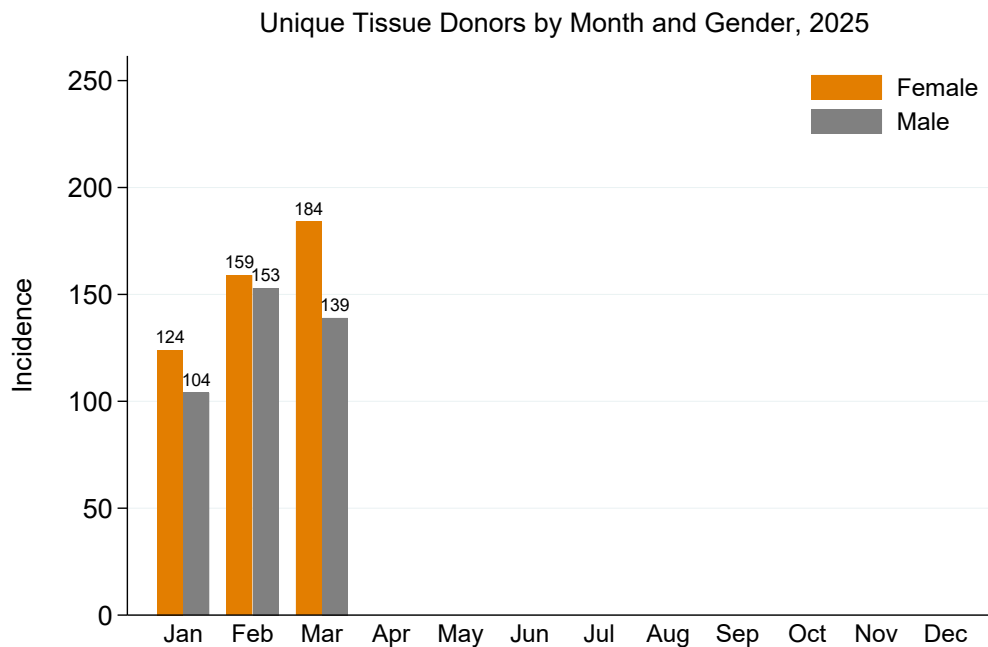


Figure 4: Unique Tissue Donors by Month and Gender, 2025

Table 4: Unique Female Tissue Donors by Jurisdiction of Retrieval and Month, 2025

	Jan	Feb	Mar	Apr	May	Jun	Jul	Aug	Sep	Oct	Nov	Dec	Total
NSW	67	83	97										247
VIC	11	9	15										35
QLD	11	24	17										52
SA	0	1	2										3
WA	35	42	53										130
TAS	0	0	0										0
NT	0	0	0										0
ACT	0	0	0										0
AUSTRALIA	124	159	184										467

Table 5: Unique Male Tissue Donors by Jurisdiction of Retrieval and Month, 2025

	Jan	Feb	Mar	Apr	May	Jun	Jul	Aug	Sep	Oct	Nov	Dec	Total
NSW	35	72	75										182
VIC	13	14	14										41
QLD	22	21	12										55
SA	1	1	1										3
WA	32	45	36										113
TAS	1	0	0										1
NT	0	0	0										0
ACT	0	0	1										1
AUSTRALIA	104	153	139										396

Eye and Tissue Donation Registry

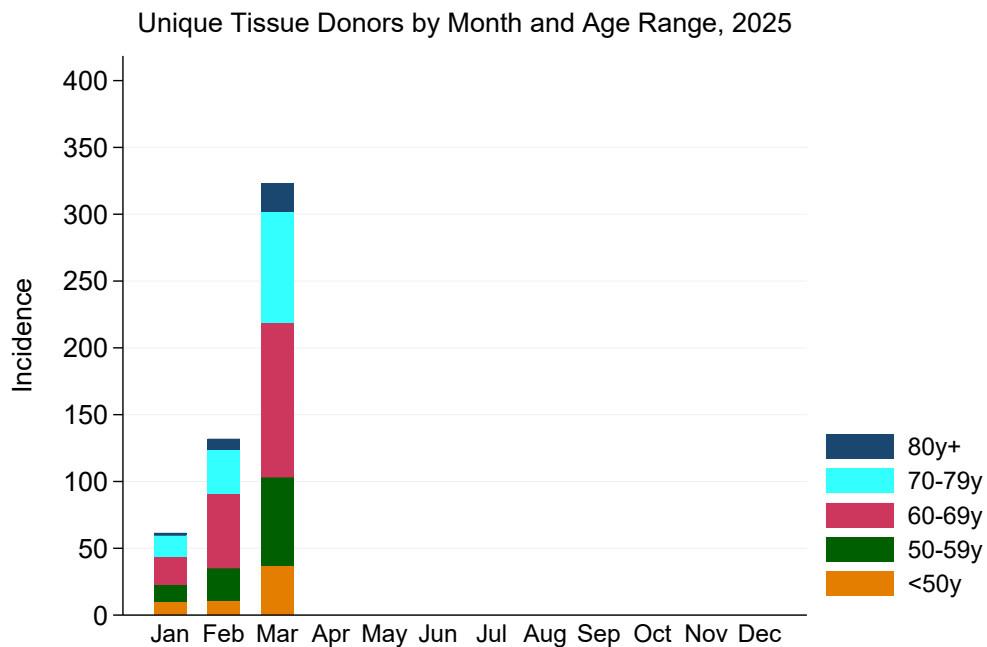


Figure 5: Unique Tissue Donors by Month and Age Range, 2025

Table 6: Unique Tissue Donors by Jurisdiction of Retrieval and Age Range, 2025

	<50y	50-59y	60-69y	70-79y	80y+	Total
NSW	25	56	92	68	16	257
VIC	8	7	17	12	2	46
QLD	12	15	27	6	0	60
SA	1	2	1	0	0	4
WA	11	22	56	46	12	147
TAS	0	1	0	0	0	1
NT	0	0	0	0	0	0
ACT	1	0	0	0	0	1
AUSTRALIA	58	103	193	132	30	516

Eye and Tissue Donation Registry

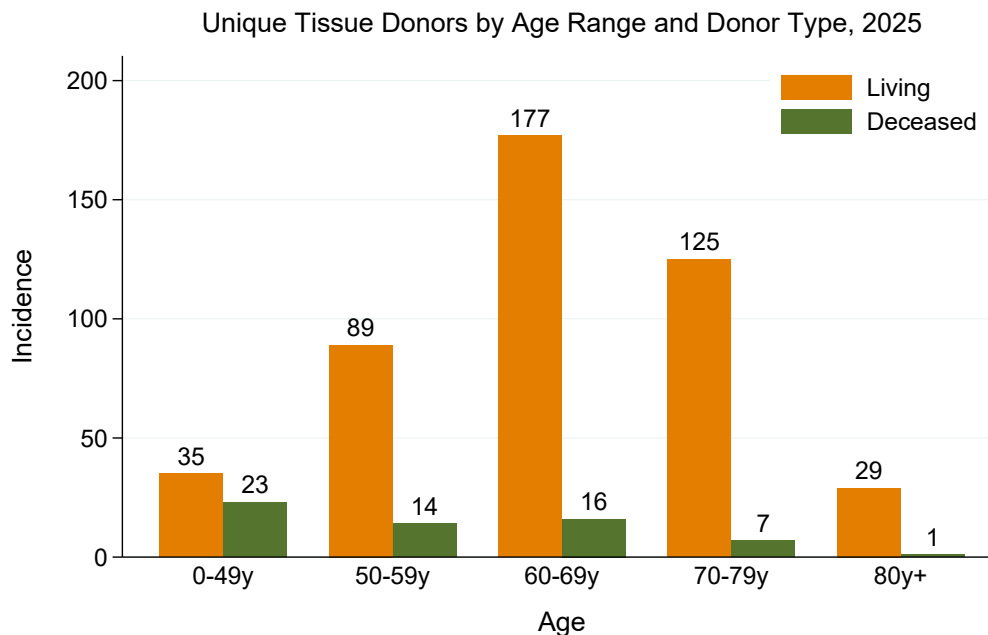


Figure 6: Unique Tissue Donors by Age Range and Donor Type, 2025

Table 7: Unique Living Tissue Donors by Jurisdiction of Retrieval and Age Range, 2025

	<50y	50-59y	60-69y	70-79y	80y+	Total
NSW	20	53	88	67	15	243
VIC	1	3	13	11	2	30
QLD	4	11	22	2	0	39
SA	0	0	0	0	0	0
WA	10	22	54	45	12	143
TAS	0	0	0	0	0	0
NT	0	0	0	0	0	0
ACT	0	0	0	0	0	0
AUSTRALIA	35	89	177	125	29	455

Table 8: Unique Deceased Tissue Donors by Jurisdiction of Retrieval and Age Range, 2025

	<50y	50-59y	60-69y	70-79y	80y+	Total
NSW	5	3	4	1	1	14
VIC	7	4	4	1	0	16
QLD	8	4	5	4	0	21
SA	1	2	1	0	0	4
WA	1	0	2	1	0	4
TAS	0	1	0	0	0	1
NT	0	0	0	0	0	0
ACT	1	0	0	0	0	1
AUSTRALIA	23	14	16	7	1	61

Eye and Tissue Donation Registry

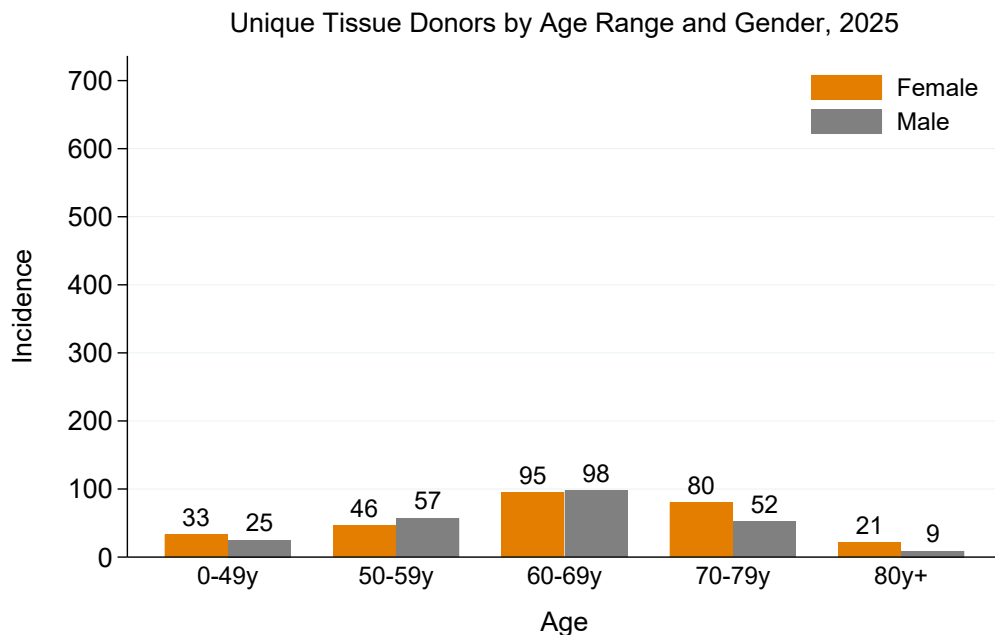


Figure 7: Unique Tissue Donors by Age Range and Gender, 2025

Table 9: Unique Female Tissue Donors by Jurisdiction of Retrieval and Age Range, 2025

	<50y	50-59y	60-69y	70-79y	80y+	Total
NSW	15	28	49	41	11	144
VIC	2	3	7	7	2	21
QLD	9	9	12	2	0	32
SA	0	1	1	0	0	2
WA	7	5	26	30	8	76
TAS	0	0	0	0	0	0
NT	0	0	0	0	0	0
ACT	0	0	0	0	0	0
AUSTRALIA	33	46	95	80	21	275

Table 10: Unique Male Tissue Donors by Jurisdiction of Retrieval and Age Range, 2025

	<50y	50-59y	60-69y	70-79y	80y+	Total
NSW	10	28	43	27	5	113
VIC	6	4	10	5	0	25
QLD	3	6	15	4	0	28
SA	1	1	0	0	0	2
WA	4	17	30	16	4	71
TAS	0	1	0	0	0	1
NT	0	0	0	0	0	0
ACT	1	0	0	0	0	1
AUSTRALIA	25	57	98	52	9	241

Eye and Tissue Donation Registry

3.2 Eye Donors

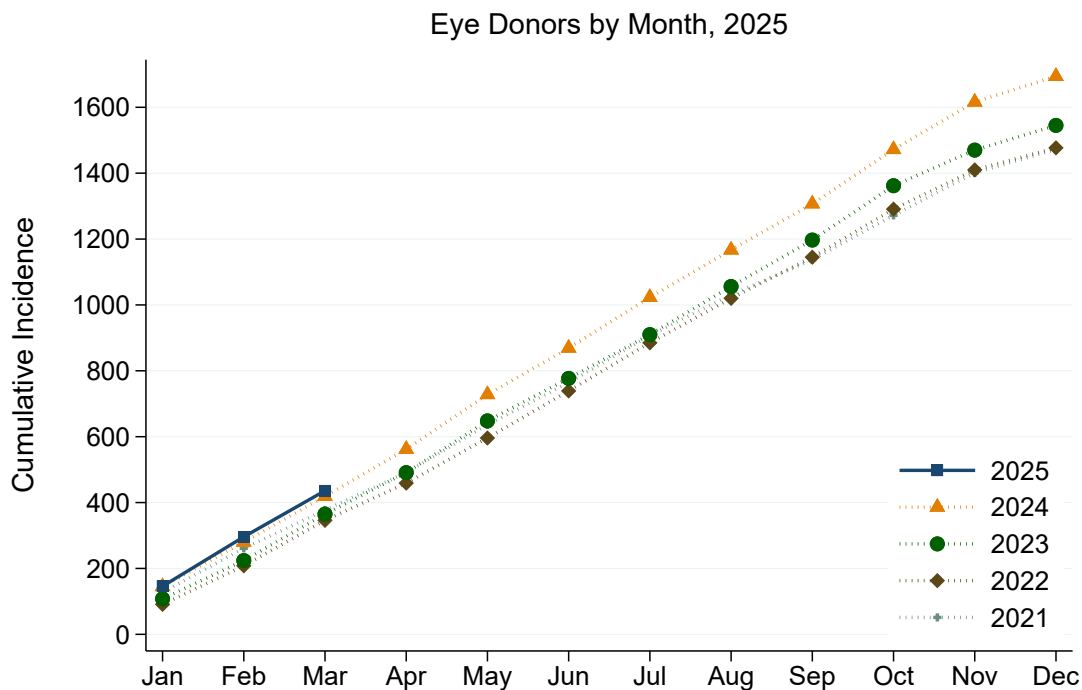


Figure 8: Eye Donors by Month, 2025

Note: The total number of eye donors for January 2020 has increased by 1 due to revision of data provided to the Eye and Tissue Donation Registry.

Eye and Tissue Donation Registry

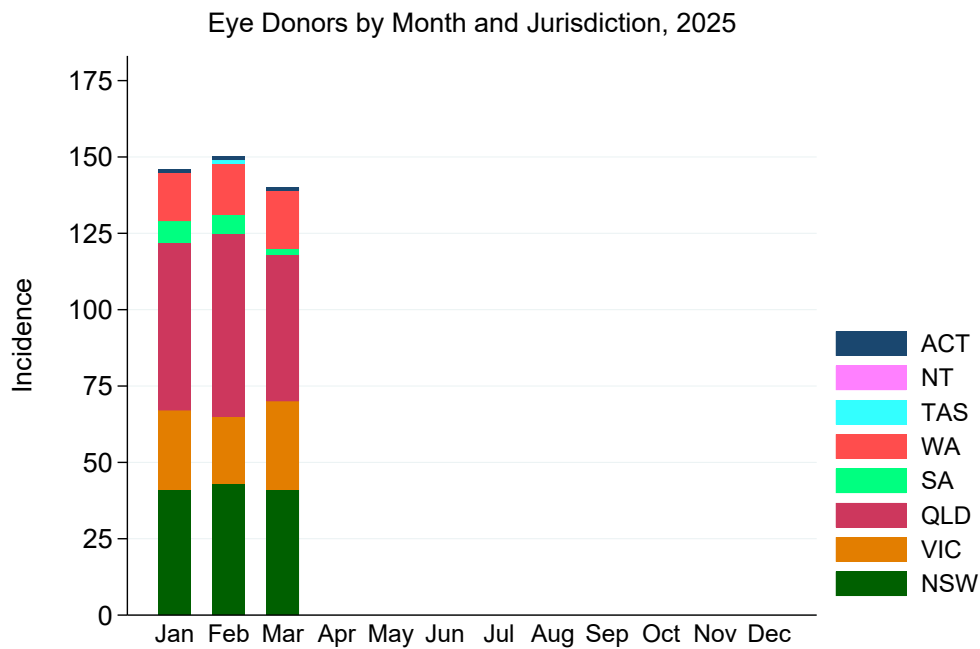


Figure 9: Eye Donors by Month and Jurisdiction, 2025

Table 11: Eye Donors by Jurisdiction of Retrieval and Month, 2025

	Jan	Feb	Mar	Apr	May	Jun	Jul	Aug	Sep	Oct	Nov	Dec	Total
NSW	41	43	41										125
VIC	26	22	29										77
QLD	55	60	48										163
SA	7	6	2										15
WA	16	17	19										52
TAS	0	1	0										1
NT	0	0	0										0
ACT	1	1	1										3
AUSTRALIA	146	150	140										436

Eye and Tissue Donation Registry

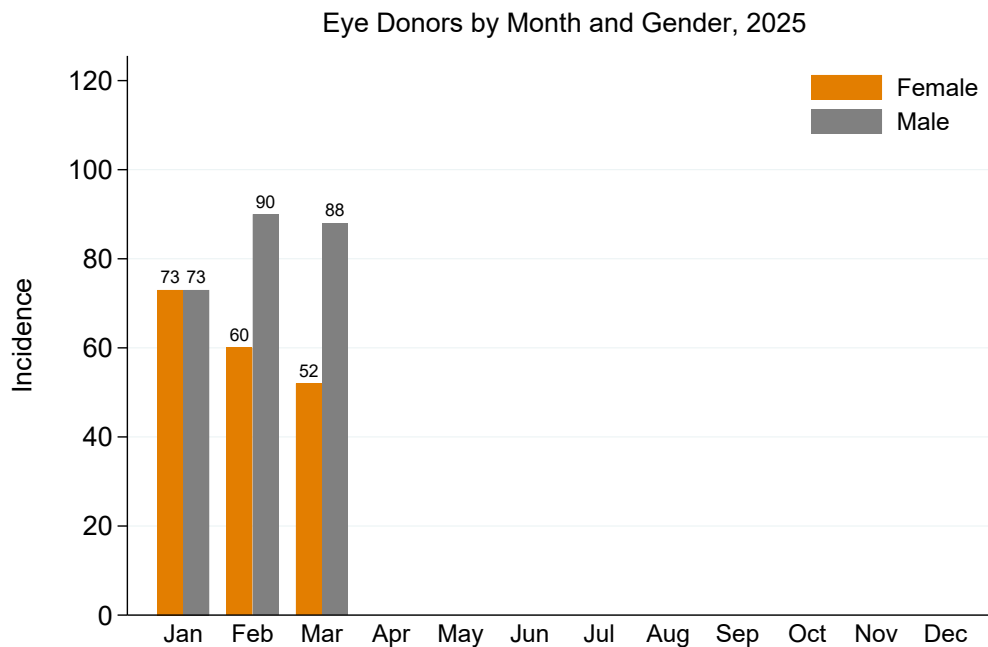


Figure 10: Eye Donors by Month and Gender, 2025

Table 12: Female Eye Donors by Jurisdiction of Retrieval and Month, 2025

	Jan	Feb	Mar	Apr	May	Jun	Jul	Aug	Sep	Oct	Nov	Dec	Total
NSW	22	13	15										50
VIC	15	9	13										37
QLD	25	29	15										69
SA	4	2	2										8
WA	7	7	7										21
TAS	0	0	0										0
NT	0	0	0										0
ACT	0	0	0										0
AUSTRALIA	73	60	52										185

Table 13: Male Eye Donors by Jurisdiction of Retrieval and Month, 2025

	Jan	Feb	Mar	Apr	May	Jun	Jul	Aug	Sep	Oct	Nov	Dec	Total
NSW	19	30	26										75
VIC	11	13	16										40
QLD	30	31	33										94
SA	3	4	0										7
WA	9	10	12										31
TAS	0	1	0										1
NT	0	0	0										0
ACT	1	1	1										3
AUSTRALIA	73	90	88										251

Eye and Tissue Donation Registry

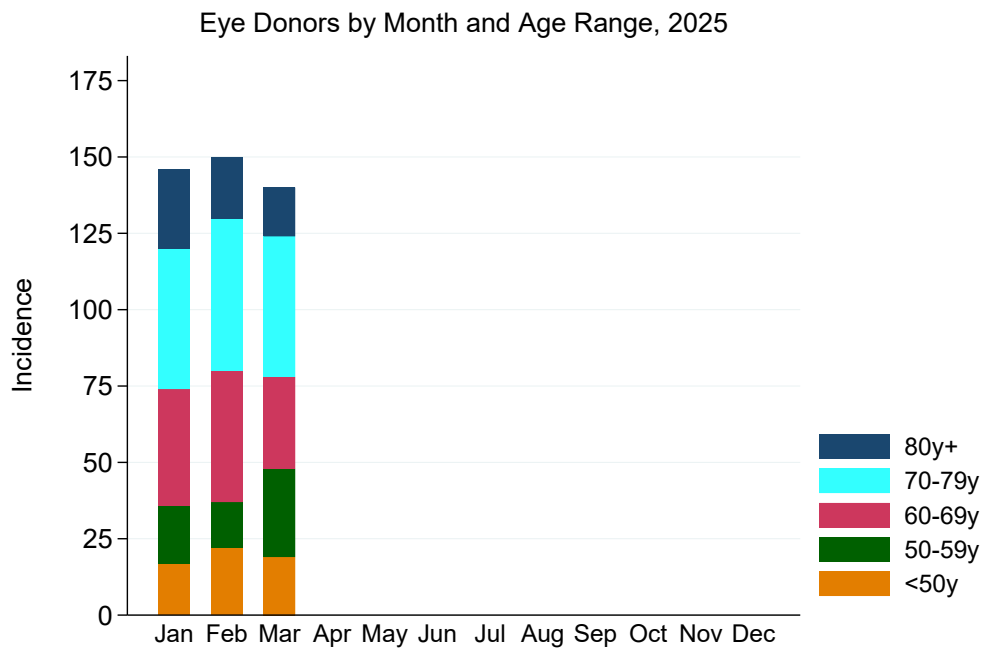


Figure 11: Eye Donors by Month and Age Range, 2025

Table 14: Eye Donors by Jurisdiction of Retrieval and Age Range, 2025

	<50y	50-59y	60-69y	70-79y	80y+	Total
NSW	9	11	31	50	24	125
VIC	17	15	23	16	6	77
QLD	20	22	37	55	29	163
SA	2	4	5	4	0	15
WA	8	10	14	17	3	52
TAS	0	1	0	0	0	1
NT	0	0	0	0	0	0
ACT	2	0	1	0	0	3
AUSTRALIA	58	63	111	142	62	436

Eye and Tissue Donation Registry

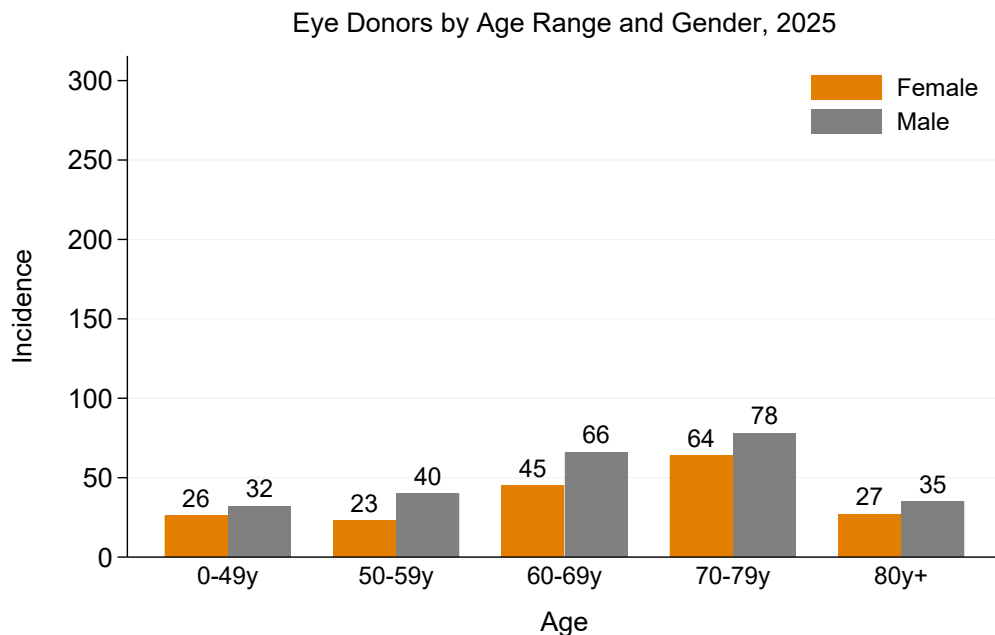


Figure 12: Eye Donors by Age Range and Gender, 2025

Table 15: Female Eye Donors by Jurisdiction of Retrieval and Age Range, 2025

	<50y	50-59y	60-69y	70-79y	80y+	Total
NSW	6	4	10	21	9	50
VIC	7	7	9	10	4	37
QLD	8	7	16	24	14	69
SA	2	2	2	2	0	8
WA	3	3	8	7	0	21
TAS	0	0	0	0	0	0
NT	0	0	0	0	0	0
ACT	0	0	0	0	0	0
AUSTRALIA	26	23	45	64	27	185

Table 16: Male Eye Donors by Jurisdiction of Retrieval and Age Range, 2025

	<50y	50-59y	60-69y	70-79y	80y+	Total
NSW	3	7	21	29	15	75
VIC	10	8	14	6	2	40
QLD	12	15	21	31	15	94
SA	0	2	3	2	0	7
WA	5	7	6	10	3	31
TAS	0	1	0	0	0	1
NT	0	0	0	0	0	0
ACT	2	0	1	0	0	3
AUSTRALIA	32	40	66	78	35	251

Eye and Tissue Donation Registry

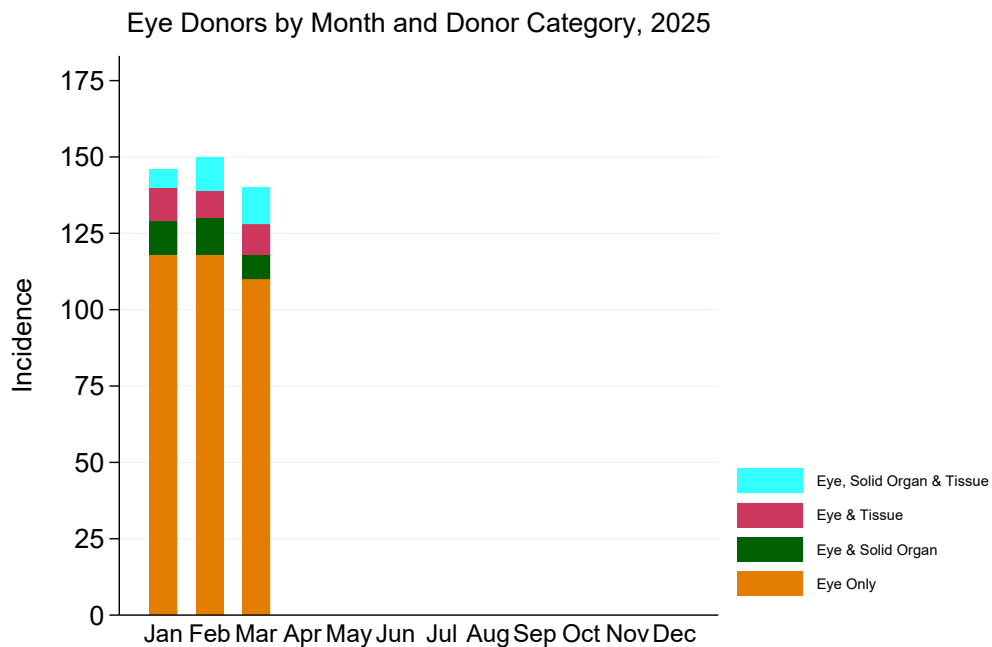


Figure 13: Eye Donors by Month and Donor Category, 2025

Table 17: Eye Donors by Jurisdiction of Retrieval and Donor Category, 2025

	Eye Only	Eye and Solid Organ	Eye and Tissue	Eye, Solid Organ and Tissue
NSW	108	9	3	5
VIC	50	11	9	7
QLD	132	4	17	10
SA	10	2	0	3
WA	44	4	1	3
TAS	1	0	0	0
ACT	1	1	0	1
AUSTRALIA	346	31	30	29

4 Tissue Donations

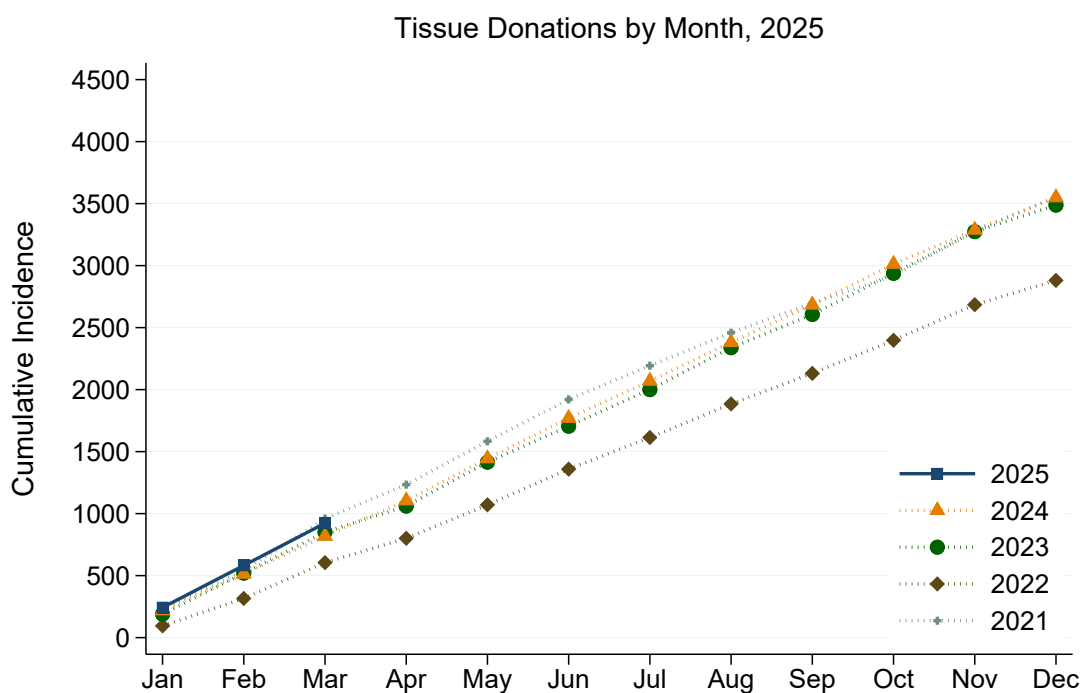


Figure 14: Tissue Donations by Month, 2025

Eye and Tissue Donation Registry

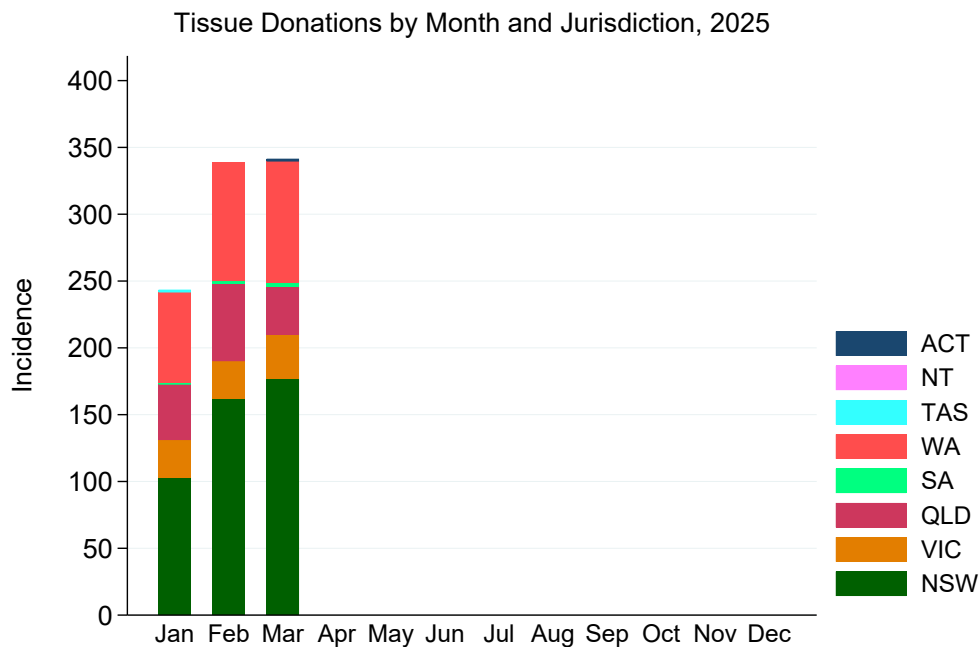


Figure 15: Tissue Donations by Month and Jurisdiction, 2025

Table 18: Tissue Donations by Jurisdiction of Retrieval and Month, 2025

	Jan	Feb	Mar	Apr	May	Jun	Jul	Aug	Sep	Oct	Nov	Dec	Total
NSW	103	162	177										442
VIC	28	28	33										89
QLD	42	58	36										136
SA	1	2	3										6
WA	68	89	91										248
TAS	1	0	0										1
NT	0	0	0										0
ACT	0	0	1										1
AUSTRALIA	243	339	341										923

Eye and Tissue Donation Registry

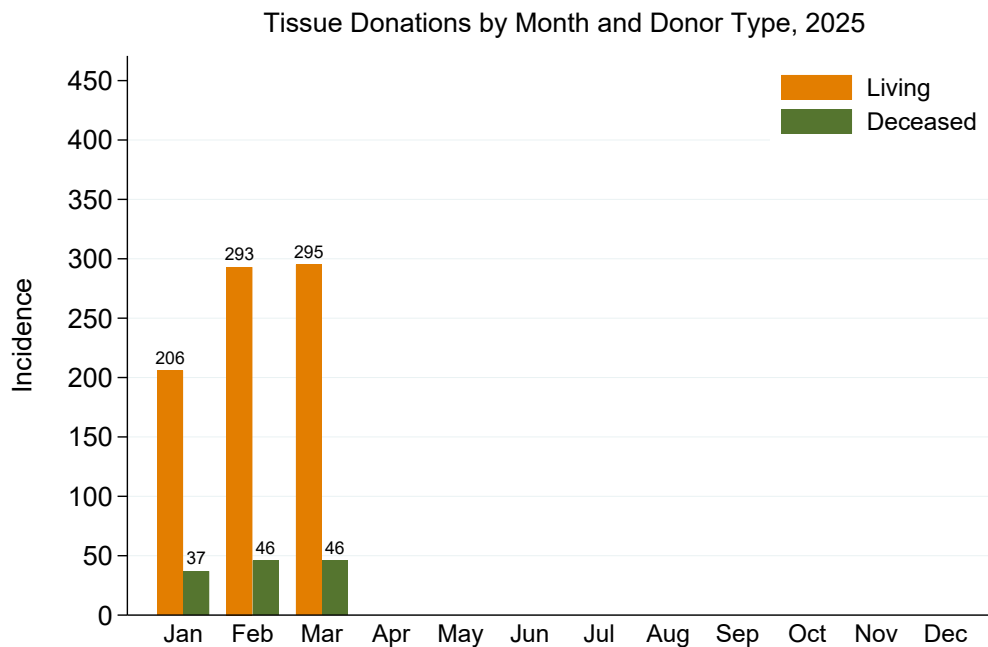


Figure 16: Tissue Donations by Month and Donor Type, 2025

Table 19: Living Tissue Donations by Jurisdiction of Retrieval and Month, 2025

	Jan	Feb	Mar	Apr	May	Jun	Jul	Aug	Sep	Oct	Nov	Dec	Total
NSW	98	156	167										421
VIC	15	19	22										56
QLD	25	31	18										74
SA	0	0	0										0
WA	68	87	88										243
TAS	0	0	0										0
NT	0	0	0										0
ACT	0	0	0										0
AUSTRALIA	206	293	295										794

Eye and Tissue Donation Registry

Table 20: Living Tissue Donations by Jurisdiction of Retrieval and Tissue Type, 2025

	Amnion	Cardiovascular	Musculoskeletal
NSW	14	7	400
VIC	0	2	54
QLD	0	0	74
SA	0	0	0
WA	0	0	243
TAS	0	0	0
NT	0	0	0
ACT	0	0	0
AUSTRALIA	14	9	771

Table 21: Deceased Tissue Donations by Jurisdiction of Retrieval and Month, 2025

	Jan	Feb	Mar	Apr	May	Jun	Jul	Aug	Sep	Oct	Nov	Dec	Total
NSW	5	6	10										21
VIC	13	9	11										33
QLD	17	27	18										62
SA	1	2	3										6
WA	0	2	3										5
TAS	1	0	0										1
NT	0	0	0										0
ACT	0	0	1										1
AUSTRALIA	37	46	46										129

Table 22: Deceased Tissue Donations by Jurisdiction of Retrieval and Donor Category, 2025

	Solid Organ/Tissue				Tissue Only				Total			
	cv	ms	skin	pi	cv	ms	skin	pi	cv	ms	skin	pi
NSW	14	2	0	0	1	4	0	0	15	6	0	0
VIC	8	3	4	1	5	3	9	0	13	6	13	1
QLD	7	11	9	0	0	20	15	0	7	31	24	0
SA	6	0	0	0	0	0	0	0	6	0	0	0
WA	0	4	0	0	0	1	0	0	0	5	0	0
TAS	1	0	0	0	0	0	0	0	1	0	0	0
NT	0	0	0	0	0	0	0	0	0	0	0	0
ACT	1	0	0	0	0	0	0	0	1	0	0	0
AUSTRALIA	37	20	13	1	6	28	24	0	43	48	37	1

Eye and Tissue Donation Registry

Table 23: Intended Solid Organ Donor Who Became Eyes and Tissue Donors, 2025

	Eye Only	Tissue Only	Eye and Tissue
NSW	4	0	0
VIC	7	0	2
QLD	1	0	1
SA	4	0	0
WA	0	0	0
TAS	1	0	0
NT	0	0	0
ACT	0	0	0
AUSTRALIA	17	0	3

Eye and Tissue Donation Registry

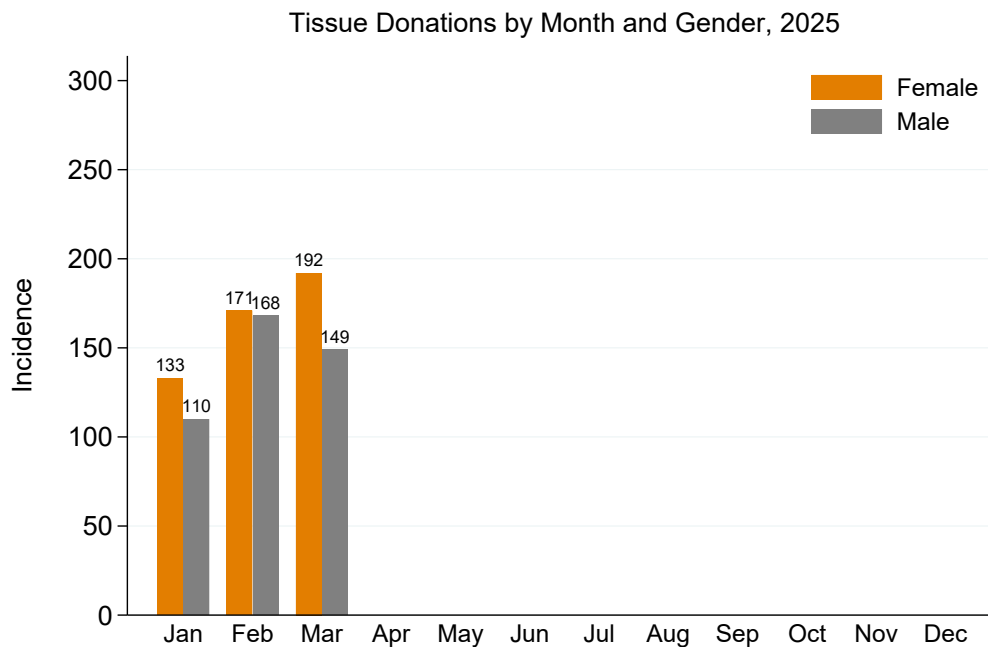


Figure 17: Tissue Donations by Month and Gender, 2025

Table 24: Female Tissue Donations by Jurisdiction of Retrieval and Month, 2025

	Jan	Feb	Mar	Apr	May	Jun	Jul	Aug	Sep	Oct	Nov	Dec	Total
NSW	68	84	100										252
VIC	13	9	16										38
QLD	16	33	20										69
SA	0	1	2										3
WA	36	44	54										134
TAS	0	0	0										0
NT	0	0	0										0
ACT	0	0	0										0
AUSTRALIA	133	171	192										496

Table 25: Male Tissue Donations by Jurisdiction of Retrieval and Month, 2025

	Jan	Feb	Mar	Apr	May	Jun	Jul	Aug	Sep	Oct	Nov	Dec	Total
NSW	35	78	77										190
VIC	15	19	17										51
QLD	26	25	16										67
SA	1	1	1										3
WA	32	45	37										114
TAS	1	0	0										1
NT	0	0	0										0
ACT	0	0	1										1
AUSTRALIA	110	168	149										427

5 Notified Tissue Grafts Implanted

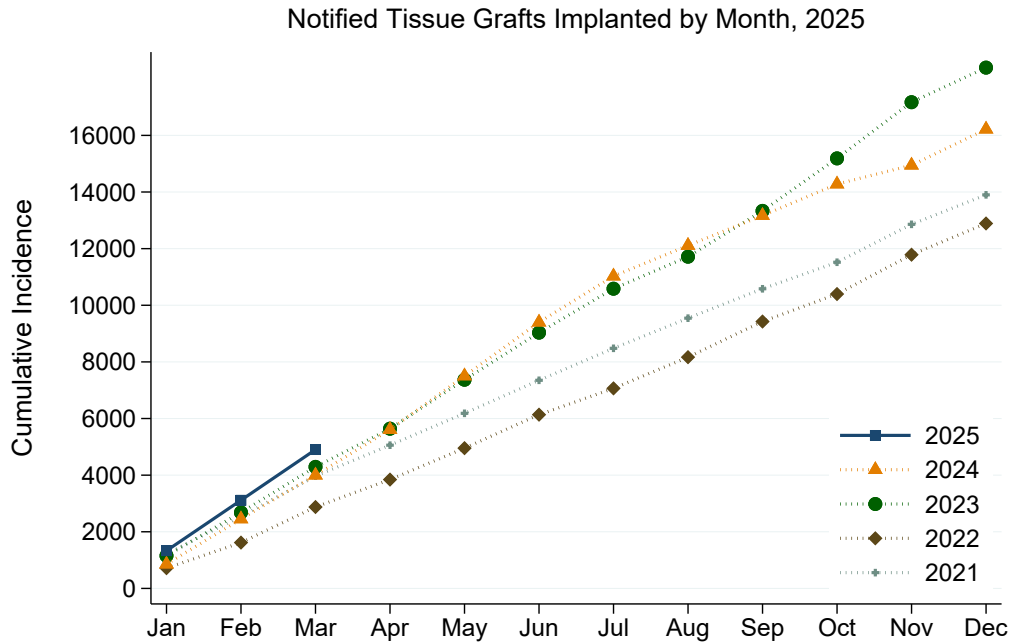


Figure 18: Notified Tissue Grafts Implanted by Month, 2025

Table 26: Notified Tissue Grafts Implanted by Jurisdiction of Retrieving Bank and Month, 2025

	Jan	Feb	Mar	Apr	May	Jun	Jul	Aug	Sep	Oct	Nov	Dec	Total
NSW	755	967	1102										2824
VIC	192	186	120										498
QLD	324	574	492										1390
SA	5	6	9										20
WA	55	51	64										170
TAS	0	0	0										0
NT	0	0	0										0
ACT	0	0	0										0
AUSTRALIA	1331	1784	1787										4902

Eye and Tissue Donation Registry

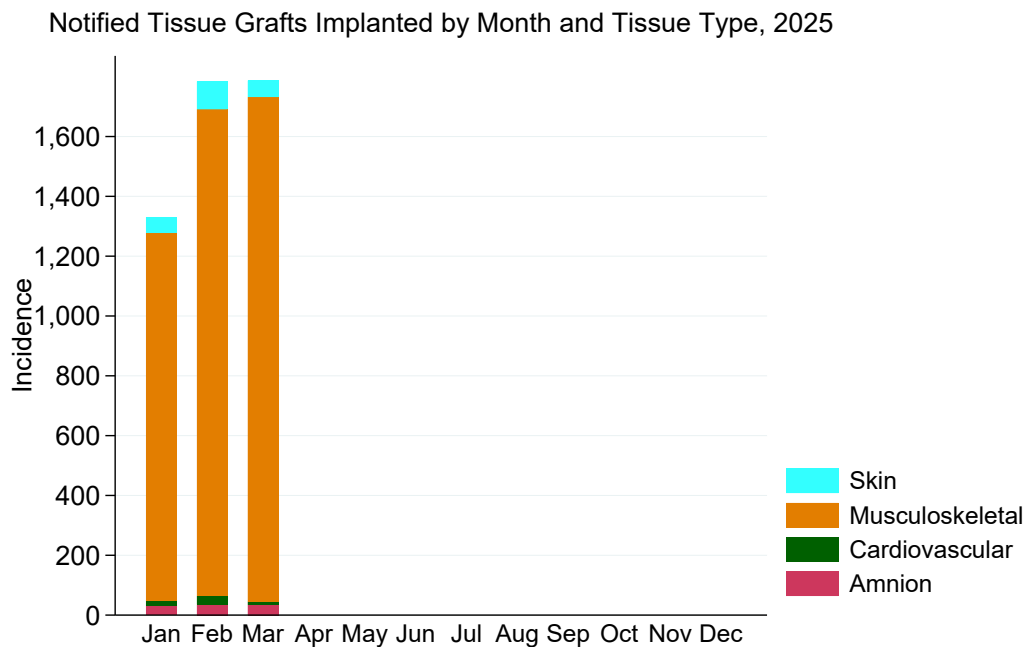


Figure 19: Notified Tissue Grafts Implanted by Month and Tissue Type, 2025

Table 27: Notified Tissue Grafts Implanted by Jurisdiction of Retrieving Bank and Tissue Type, 2025

	Amnion	Cardiovascular	Musculoskeletal	Skin
NSW	103	50	2671	0
VIC	0	1	451	46
QLD	0	4	1231	155
SA	0	0	20	0
WA	0	0	170	0
AUSTRALIA	103	55	4543	201

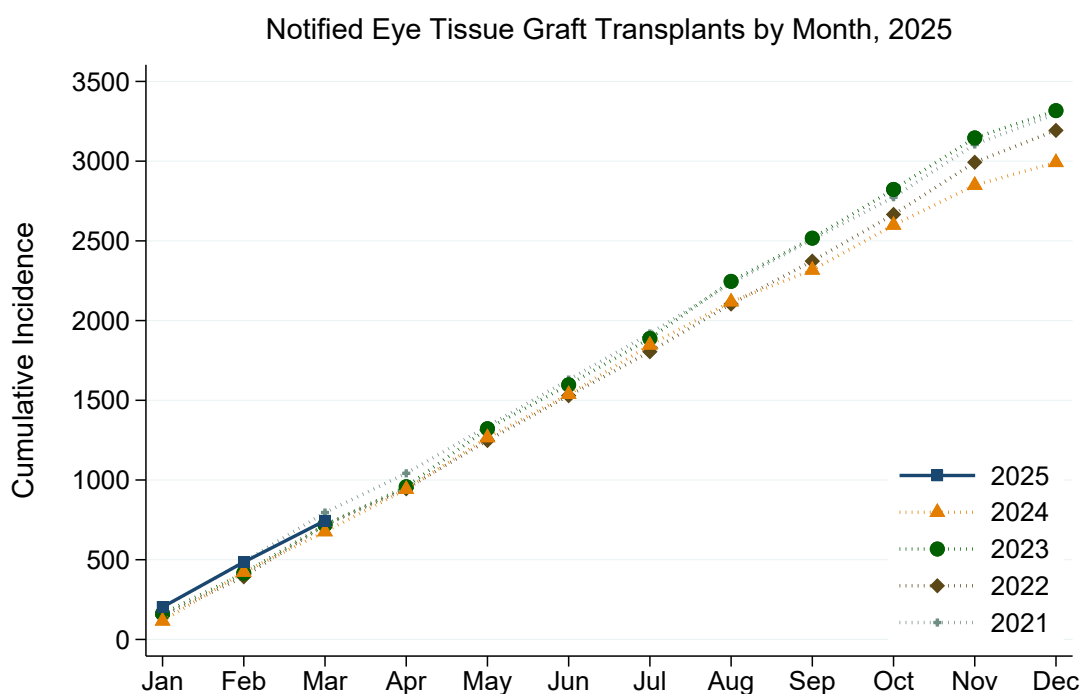


Figure 20: Notified Eye Tissue Graft Transplants by Month, 2025

Table 28: Notified Eye Tissue Graft Transplants by Jurisdiction of Retrieving Bank and Month, 2025

	Jan	Feb	Mar	Apr	May	Jun	Jul	Aug	Sep	Oct	Nov	Dec	Total
NSW	44	64	68										176
VIC	46	66	42										154
QLD	78	113	110										301
SA	7	8	7										22
WA	28	28	30										86
TAS	0	2	0										2
NT	0	0	0										0
ACT	0	1	3										4
AUSTRALIA	203	282	260										745

Eye and Tissue Donation Registry

Table 29: Cornea Graft Transplants by Jurisdiction of Retrieving Bank and Month, 2025

	Jan	Feb	Mar	Apr	May	Jun	Jul	Aug	Sep	Oct	Nov	Dec	Total
NSW	43	62	59										164
VIC	42	48	41										131
QLD	73	103	87										263
SA	7	8	7										22
WA	28	28	30										86
TAS	0	2	0										2
NT	0	0	0										0
ACT	0	1	3										4
AUSTRALIA	193	252	227										672

Table 30: Sclera Unit Graft Transplants by Jurisdiction of Retrieving Bank and Month, 2025

	Jan	Feb	Mar	Apr	May	Jun	Jul	Aug	Sep	Oct	Nov	Dec	Total
NSW	1	2	9										12
VIC	4	18	1										23
QLD	5	10	23										38
SA	0	0	0										0
WA	0	0	0										0
TAS	0	0	0										0
NT	0	0	0										0
ACT	0	0	0										0
AUSTRALIA	10	30	33										73

6 Notified Tissue Graft Recipients

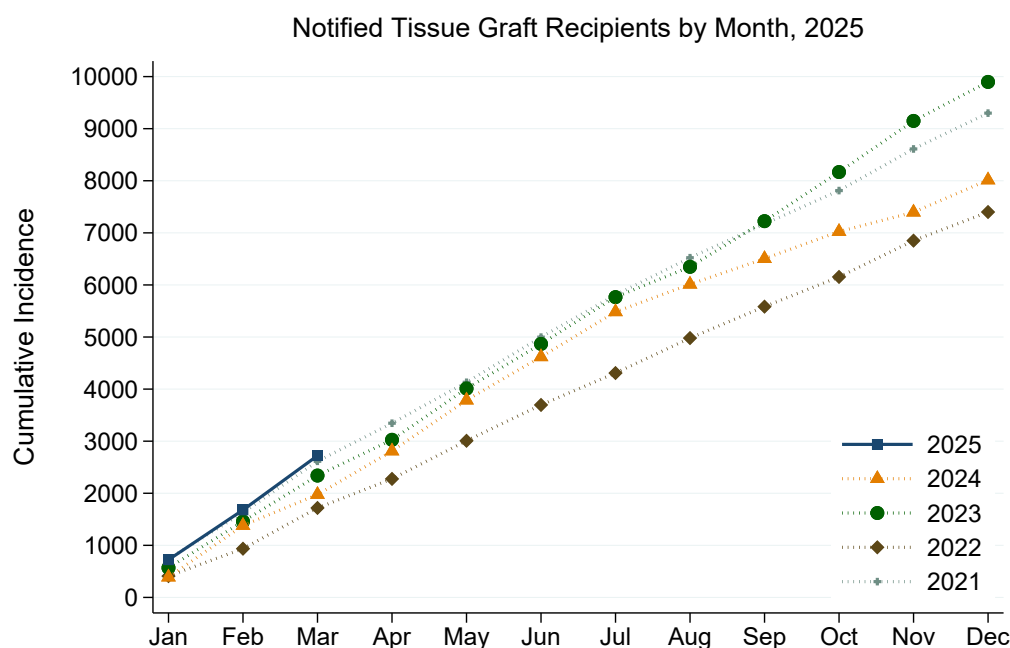


Figure 21: Notified Tissue Graft Recipients by Month, 2025

Table 31: Notified Tissue Graft Recipients by Jurisdiction of Retrieving Bank and Month, 2025

	Jan	Feb	Mar	Apr	May	Jun	Jul	Aug	Sep	Oct	Nov	Dec	Total
NSW	471	641	740										1852
VIC	83	99	75										257
QLD	134	182	161										477
SA	3	6	7										16
WA	32	28	60										120
TAS	0	0	0										0
NT	0	0	0										0
ACT	0	0	0										0
AUSTRALIA	723	956	1043										2722

Eye and Tissue Donation Registry

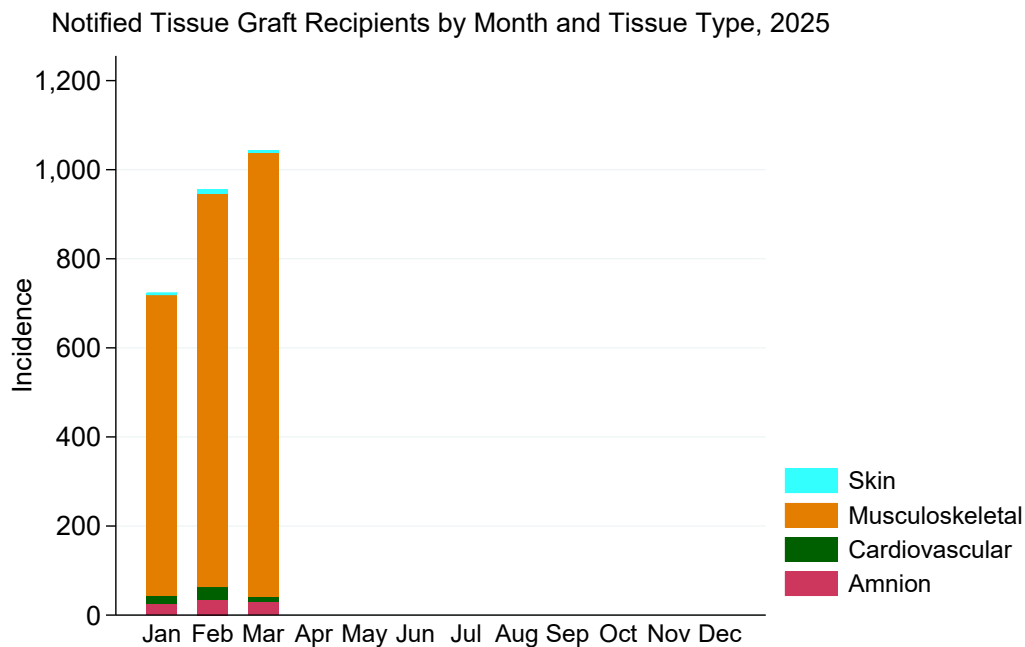


Figure 22: Notified Tissue Graft Recipients by Month and Tissue Type, 2025

Table 32: Notified Tissue Graft Recipients by Jurisdiction of Retrieving Bank and Tissue Type, 2025

	Amnion	Cardiovascular	Musculoskeletal	Skin
NSW	92	50	1710	0
VIC	0	1	252	4
QLD	0	4	460	13
SA	0	0	16	0
WA	0	0	120	0
AUSTRALIA	92	55	2558	17

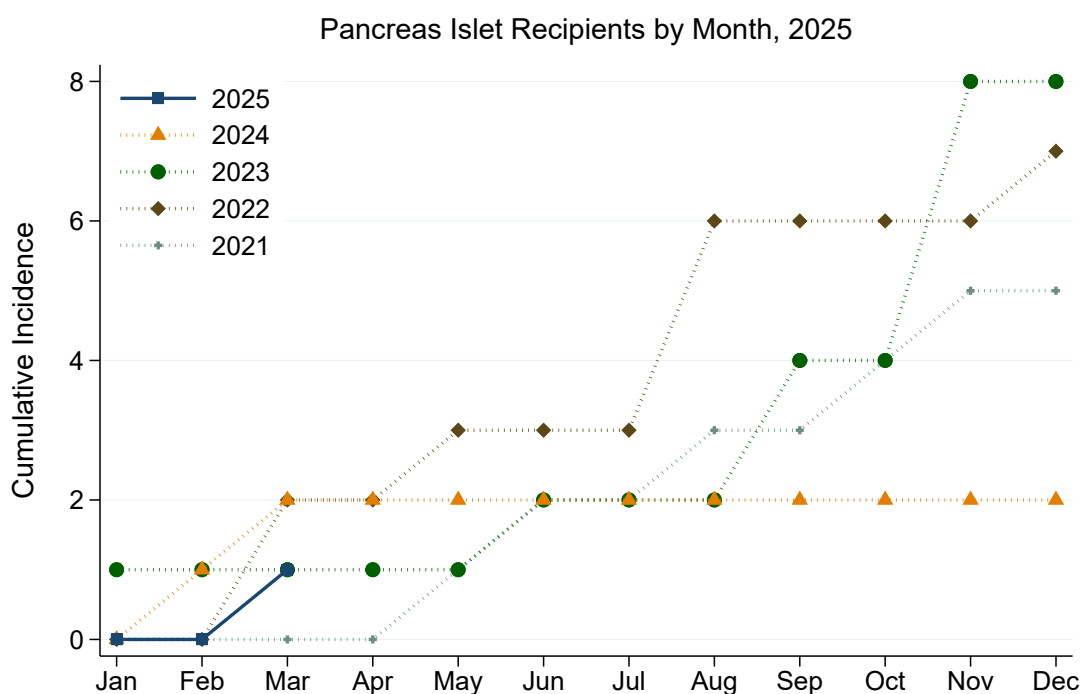


Figure 23: Pancreas Islet Recipients by Month, 2025

Table 33: Pancreas Islet Graft Recipients by Transplant Jurisdiction and Month, 2025

	Jan	Feb	Mar	Apr	May	Jun	Jul	Aug	Sep	Oct	Nov	Dec	Total
NSW	0	0	0										0
VIC	0	0	1										1
QLD	0	0	0										0
SA	0	0	0										0
WA	0	0	0										0
TAS	0	0	0										0
NT	0	0	0										0
ACT	0	0	0										0
AUSTRALIA	0	0	1										1

7 Glossary and Definitions

- 1 *Amnion (am)* – is the innemost layer of the embryonic membranes.
- 2 *Cardiovascular tissue (cv)* – includes, but not limited to, heart valves, pericardium and annexed vessels.
- 3 *Cornea* – The cornea is the transparent anterior tissue of the eyeball consisting of many layers.
- 4 *Deceased solid organ and tissue donation* – identifies a donation event where one or more solid organs and tissues are retrieved from a deceased donor. Data has been crosschecked with the solid organ and tissue sector to ensure the donor has met the deceased solid organ and tissue donation criteria.
- 5 *Deceased tissue donation* – identifies a donation event where one or more tissues are retrieved from a deceased donor and can comprise of musculoskeletal, cardiovascular, skin or eye tissue.
- 6 *Donation event*
 - A single retrieval event, within a calendar day, where a living donor can donate one or more musculoskeletal, cardiovascular, or amnion tissues.
 - Retrieval from deceased donors of solid organ, tissue and/or eyes that may occur on differing days but after the donor declaration of death date.
- 7 *Eye only donor* – A deceased donor where eye only retrieval has taken place. A donor is counted as an eye only donor if 2 whole eyes, 2 corneas only, one eye or one cornea only is retrieved. Outcomes of donated eye tissue are not limited to transplantation.
- 8 *Eye and solid organ (and tissue) donor* – A deceased donor where eye and solid organ retrieval has taken place. These donors may or may not have donated an additional tissue(s) e.g. musculoskeletal, cardiovascular or skin. Data has been crosschecked with the solid organ and tissue sector to confirm the donation event and donor classification.
- 9 *Eye and tissue only donor* – A deceased donor where eye and an additional tissue(s) e.g. musculoskeletal, cardiovascular or skin has taken place. Data has been crosschecked with the tissue sector to confirm the donation event and donor classification.
- 10 *Eye tissue donation* – Unless otherwise specified all donors undergo retrieval of both whole eyes or both corneas. This means the number of eye tissue donations can be calculated by doubling the amount of total eye donors.
- 11 *Eye tissue graft transplants* – Corneal or scleral tissue transplanted into an eye tissue recipient within the reporting time period.
- 12 *Eye tissue recipient* – Unless otherwise specified the number of eye tissue recipients is equal to the number of eye tissue graft transplants (consistent with EBAANZ).
- 13 *Living tissue donation* – identifies a donation event where one or more tissues are retrieved from a living donor. Living tissue can be amnion, cardiovascular, but is vastly comprised of donated femoral heads (bone) retrieved during hip replacement surgery. A living musculoskeletal donor can donate one femoral head during one donation event, two femoral heads during one donation event or one femoral head during two separate donation events.
- 14 *Musculoskeletal tissue (ms)* – includes, but not limited to, bone, cartilage and tendon retrieved from areas such as the pelvis, arm and leg.

Eye and Tissue Donation Registry

- 15 *Notified tissue graft implants* – Number of tissue grafts supplied and confirmed by the hospital to the distributing tissue bank to have been implanted. One tissue graft recipient may receive multiple graft implants.
- 16 *Notified tissue graft recipients* – The number of tissue graft recipients, confirmed by the hospital to the distributing bank, who receive one or more graft implants during a single tissue transplant event.
- 17 *Pancreas islet (pi)* – A multicellular structure within the pancreas that maintains normal blood glucose level within the body.
- 18 *Sclera unit* – A unit of the protective outer layer of the eyeball, used for transplantation during ocular surgery.
- 19 *Skin tissue (sk)* – includes, but not limited to, split thickness skin (epidermis and upper part of the dermis), of varying size.
- 20 *Tissue transplant event*
 - A single tissue transplant event occurs when a tissue graft recipient receives 1 or more tissue grafts on a single occasion. This will be counted as one tissue graft recipient, one tissue transplant event.
 - If a tissue graft recipient receives 1 or more tissue grafts during multiple tissue transplant events, this will be counted as one tissue graft recipient *for each tissue transplant event*.
- 21 *Unique donor* – A deceased or living donor who donates one or more tissue(s) during a single donation event.

8 Contributors

NSW:

- Australian Tissue Donation Network
- Hunter New England Bone Bank
- Lions NSW Eye Bank
- NSW Bone Bank
- Rachel Forster Bone Bank
- Sydney Heart Valve Bank

VIC:

- Barwon Health Bone Bank
- Donor Tissue Bank of Victoria
- Lions Eye Donation Service

QLD:

- QLD Tissue Bank

SA:

- Eye Bank of SA
- SA Tissue Bank

WA:

- Lions Eye Bank WA
- PlusLife (Perth Bone and Tissue Bank)

ACT:

- DonateLife ACT

Special acknowledgement to the BAA and the EBAANZ for their comments.