

## TRANSPLANT



**174**  
34 pmp

LIVE DONOR

**70**

**18%**

vs. 85 in 2021

NEW TRANSPLANTS

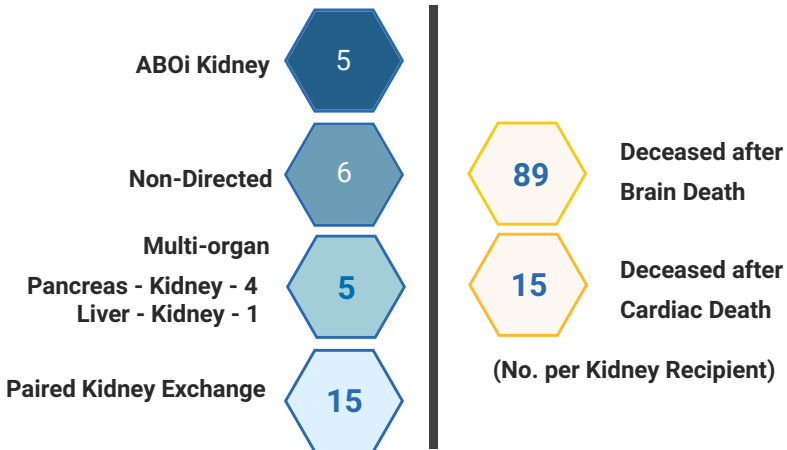
**7%** vs. 187 in 2021

DECEASED DONOR

**104**

**2%**

vs. 102 in 2021



PRE-EMPTIVE TRANSPLANT

(Preceding 5 yr period)

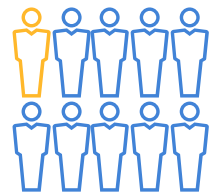
**151**

Vs.

**16**

Non - MAORI

MAORI



TOTAL **167**

## OVER THE PAST YEAR

**5474**

vs. 5452 in 2021

1069 ppm (2022) vs. 1054 ppm (2021)

People being treated for  
Kidney Failure

**3157**

vs. 3155 in 2021

617 ppm (2022) vs. 610 ppm (2021)

Number of People  
living on Dialysis

**2317**

vs. 2297 in 2021

453 ppm (2022) vs. 444 ppm (2021)

Number of People  
living with a  
Transplant

**682**

vs. 708 in 2021

133 ppm (2022) vs. 137 ppm (2021)

People who Started Kidney  
Replacement therapy

## DIALYSIS

**659**

vs. 669 in 2021

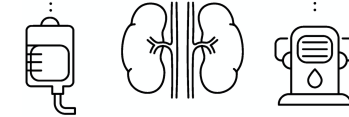
PERITONEAL DIALYSIS PD

**232**

vs. 241 in 2021

45 pmp (2022)

NEW DIALYSIS PATIENTS



HAEMO-DIALYSIS HD

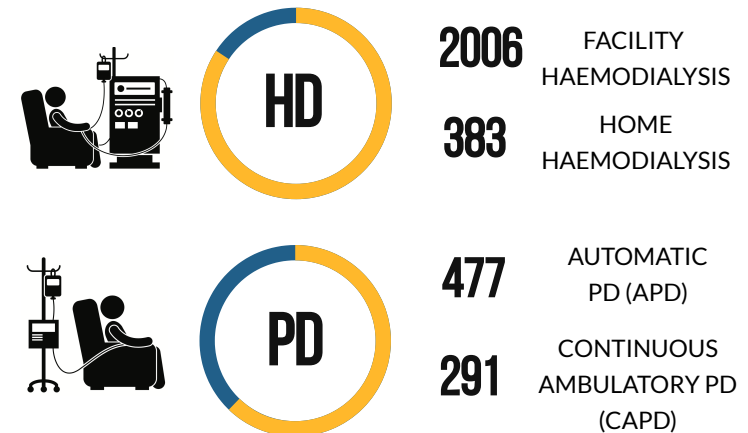
**427**

vs. 428 in 2021

83 pmp (2022)

PREVALENCE

Total Patients on HD vs. PD



WHERE DO WE DO DIALYSIS ?

**1151**

225 pmp



HOME vs. FACILITY



**2006**

392 pmp