



Eye and Tissue Donation in Australia

Monthly Report

May 2023

Preliminary Data

Data collected from Australian Eye and Tissue Banks
This report supersedes any monthly interim summaries previously released for 2023

Produced 22 June 2023 3:35 PM
Data Received by ANZOD up to 21 June 2023

Contents

1	Acknowledgements	4
2	Counting Methodology	5
3	Eye and Tissue Donors	6
3.1	Unique Tissue Donors	6
3.2	Eye Donors	13
4	Tissue Donations	19
5	Notified Tissue Grafts Implanted	25
6	Notified Tissue Graft Recipients	29
7	Glossary and Definitions	32
8	Contributors	34

List of Figures

1	Unique Tissue Donors by Month, 2023	6
2	Unique Tissue Donors by Month and Jurisdiction, 2023	7
3	Unique Tissue Donors by Month and Donor Type, 2023	8
4	Unique Tissue Donors by Month and Gender, 2023	9
5	Unique Tissue Donors by Month and Age Range, 2023	10
6	Unique Tissue Donors by Age Range and Donor Type, 2023	11
7	Unique Tissue Donors by Age Range and Gender, 2023	12
8	Eye Donors by Month, 2023	13
9	Eye Donors by Month and Jurisdiction, 2023	14
10	Eye Donors by Month and Gender, 2023	15
11	Eye Donors by Month and Age Range, 2023	16
12	Eye Donors by Age Range and Gender, 2023	17
13	Eye Donors by Month and Donor Category, 2023	18
14	Tissue Donations by Month, 2023	19
15	Tissue Donations by Month and Jurisdiction, 2023	20
16	Tissue Donations by Month and Donor Type, 2023	21
17	Tissue Donations by Month and Gender, 2023	24
18	Notified Tissue Grafts Implanted by Month, 2023	25
19	Notified Tissue Grafts Implanted by Month and Tissue Type, 2023	26
20	Notified Eye Tissue Graft Transplants by Month, 2023	27
21	Notified Tissue Graft Recipients by Month, 2023	29
22	Notified Tissue Graft Recipients by Month and Tissue Type, 2023	30
23	Pancreas Islet Recipients by Month, 2023	31

List of Tables

1	Unique Tissue Donors by Jurisdiction of Retrieval and Month, 2023	7
2	Unique Living Tissue Donors by Jurisdiction of Retrieval and Month, 2023	8
3	Unique Deceased Tissue Donors by Jurisdiction of Retrieval and Month, 2023	8
4	Unique Female Tissue Donors by Jurisdiction of Retrieval and Month, 2023	9
5	Unique Male Tissue Donors by Jurisdiction of Retrieval and Month, 2023	9
6	Unique Tissue Donors by Jurisdiction of Retrieval and Age Range, 2023	10
7	Unique Living Tissue Donors by Jurisdiction of Retrieval and Age Range, 2023	11
8	Unique Deceased Tissue Donors by Jurisdiction of Retrieval and Age Range, 2023	11
9	Unique Female Tissue Donors by Jurisdiction of Retrieval and Age Range, 2023	12
10	Unique Male Tissue Donors by Jurisdiction of Retrieval and Age Range, 2023	12
11	Eye Donors by Jurisdiction of Retrieval and Month, 2023	14
12	Female Eye Donors by Jurisdiction of Retrieval and Month, 2023	15
13	Male Eye Donors by Jurisdiction of Retrieval and Month, 2023	15
14	Eye Donors by Jurisdiction of Retrieval and Age Range, 2023	16
15	Female Eye Donors by Jurisdiction of Retrieval and Age Range, 2023	17
16	Male Eye Donors by Jurisdiction of Retrieval and Age Range, 2023	17
17	Eye Donors by Jurisdiction of Retrieval and Donor Category, 2023	18
18	Tissue Donations by Jurisdiction of Retrieval and Month, 2023	20
19	Living Tissue Donations by Jurisdiction of Retrieval and Month, 2023	21
20	Living Tissue Donations by Jurisdiction of Retrieval and Tissue Type, 2023	22
21	Deceased Tissue Donations by Jurisdiction of Retrieval and Month, 2023	22
22	Deceased Tissue Donations by Jurisdiction of Retrieval and Donor Category, 2023	22
23	Intended Solid Organ Donor Who Became Eyes and Tissue Donors, 2023	23
24	Female Tissue Donations by Jurisdiction of Retrieval and Month, 2023	24
25	Male Tissue Donations by Jurisdiction of Retrieval and Month, 2023	24
26	Notified Tissue Grafts Implanted by Jurisdiction of Retrieving Bank and Month, 2023	25
27	Notified Tissue Grafts Implanted by Jurisdiction of Retrieving Bank and Tissue Type, 2023	26
28	Notified Eye Tissue Graft Transplants by Jurisdiction of Retrieving Bank and Month, 2023	27
29	Cornea Graft Transplants by Jurisdiction of Retrieving Bank and Month, 2023	28
30	Sclera Unit Graft Transplants by Jurisdiction of Retrieving Bank and Month, 2023	28
31	Notified Tissue Graft Recipients by Jurisdiction of Retrieving Bank and Month, 2023	29
32	Notified Tissue Graft Recipients by Jurisdiction of Retrieving Bank and Tissue Type, 2023	30
33	Pancreas Islet Graft Recipients by Transplant Jurisdiction and Month, 2023	31

1 Acknowledgements

According to the Eye Bank Association of Australia and New Zealand (EBAANZ), since the end of 2011, the number of corneal transplants in Australia each year has exceeded the number of new patients requiring transplants each year. This means the current demand for corneal transplants in Australia is being met and should be noted when comparing 2023 corneal transplantation numbers to previous years published.

2 Counting Methodology

Each eye and tissue bank uses a Minimum Data Set Template (MDS) to provide the Registry de-identified donor information for each tissue type, as well as aggregate data for reporting of notified tissue graft implants and notified tissue graft recipients.

Data received undergoes reconciliation and cross checking between the solid organ sector (ANZOD), the eye sector (participating eye banks) and the tissue sector (participating tissue banks) to ensure accuracy at the time of reporting.

The Registry declares:

- All donations of eye tissue have come from deceased donors.
- Eye donors include those who have donated 2 whole eyes, 2 corneas or one whole eye or one cornea.
- Eye and Tissue Graft Implants and Transplant Recipient data includes transplant events that have occurred in a different jurisdiction to where the tissue was donated.
- Graft Implants and Transplant Recipient data may or may not be a direct outcome of tissue donations reported for the month, as tissue can be stored for a period of time before the graft is implanted.
- Outcome data does not capture tissue that has been supplied for implant but not yet notified as implanted to the distributing tissue bank.
- This report supersedes previous monthly reports and as data reported is subject to revision it may change in subsequent reporting.

3 Eye and Tissue Donors

3.1 Unique Tissue Donors

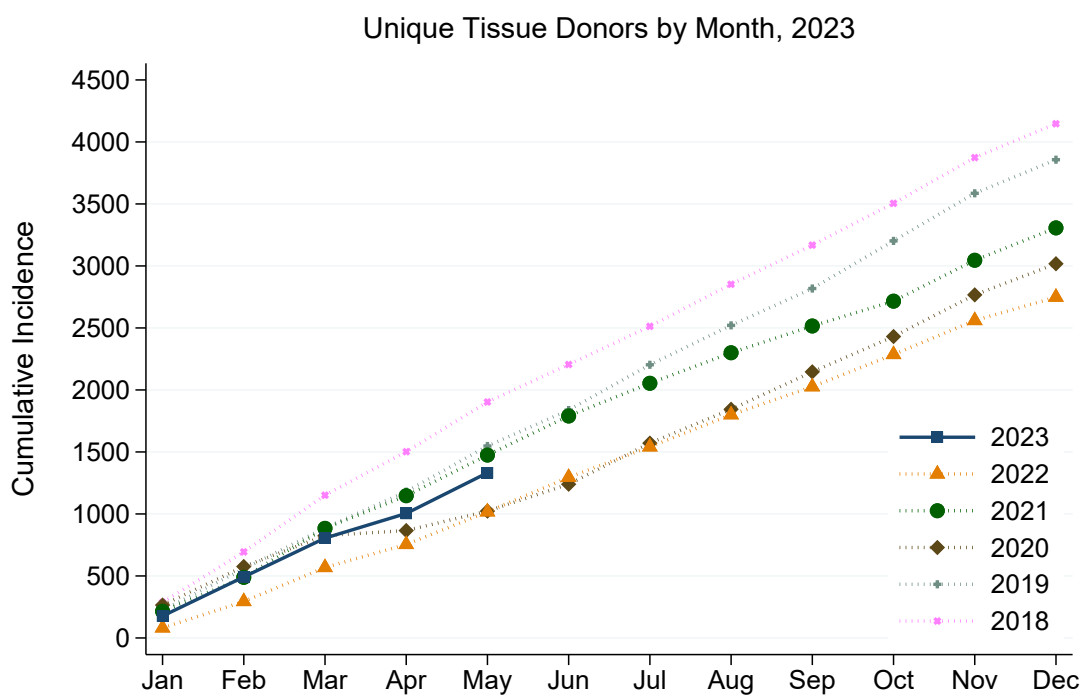


Figure 1: Unique Tissue Donors by Month, 2023

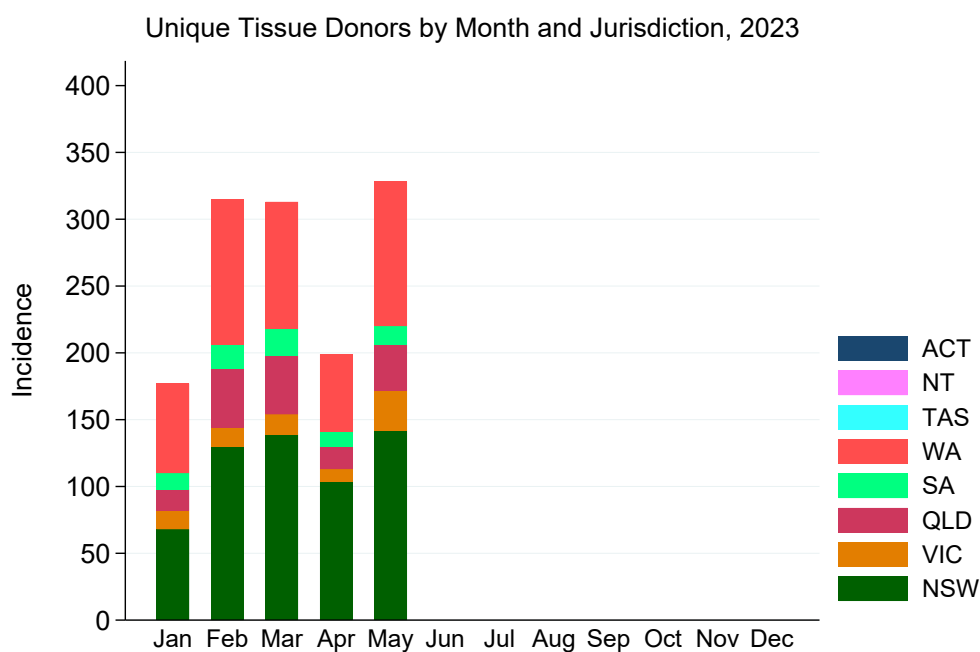


Figure 2: Unique Tissue Donors by Month and Jurisdiction, 2023

Table 1: Unique Tissue Donors by Jurisdiction of Retrieval and Month, 2023

	Jan	Feb	Mar	Apr	May	Jun	Jul	Aug	Sep	Oct	Nov	Dec	Total
NSW	68	130	139	104	142								583
VIC	14	14	15	9	30								82
QLD	16	44	44	17	34								155
SA	12	18	20	11	14								75
WA	67	109	95	58	108								437
TAS	0	0	0	0	0								0
NT	0	0	0	0	0								0
ACT	0	0	0	0	0								0
AUSTRALIA	177	315	313	199	328								1332

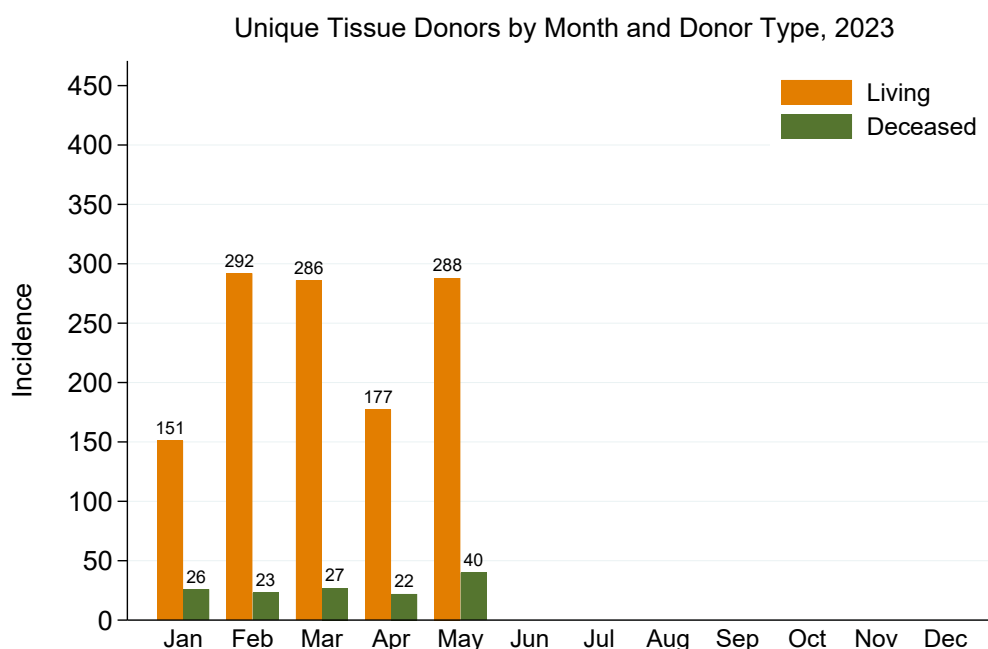


Figure 3: Unique Tissue Donors by Month and Donor Type, 2023

Table 2: Unique Living Tissue Donors by Jurisdiction of Retrieval and Month, 2023

	Jan	Feb	Mar	Apr	May	Jun	Jul	Aug	Sep	Oct	Nov	Dec	Total
NSW	61	127	129	95	129								541
VIC	5	7	11	6	17								46
QLD	9	34	32	11	24								110
SA	10	16	19	9	13								67
WA	66	108	95	56	105								430
TAS	0	0	0	0	0								0
NT	0	0	0	0	0								0
ACT	0	0	0	0	0								0
AUSTRALIA	151	292	286	177	288								1194

Table 3: Unique Deceased Tissue Donors by Jurisdiction of Retrieval and Month, 2023

	Jan	Feb	Mar	Apr	May	Jun	Jul	Aug	Sep	Oct	Nov	Dec	Total
NSW	7	3	10	9	13								42
VIC	9	7	4	3	13								36
QLD	7	10	12	6	10								45
SA	2	2	1	2	1								8
WA	1	1	0	2	3								7
TAS	0	0	0	0	0								0
NT	0	0	0	0	0								0
ACT	0	0	0	0	0								0
AUSTRALIA	26	23	27	22	40								138

Eye and Tissue Donation Registry

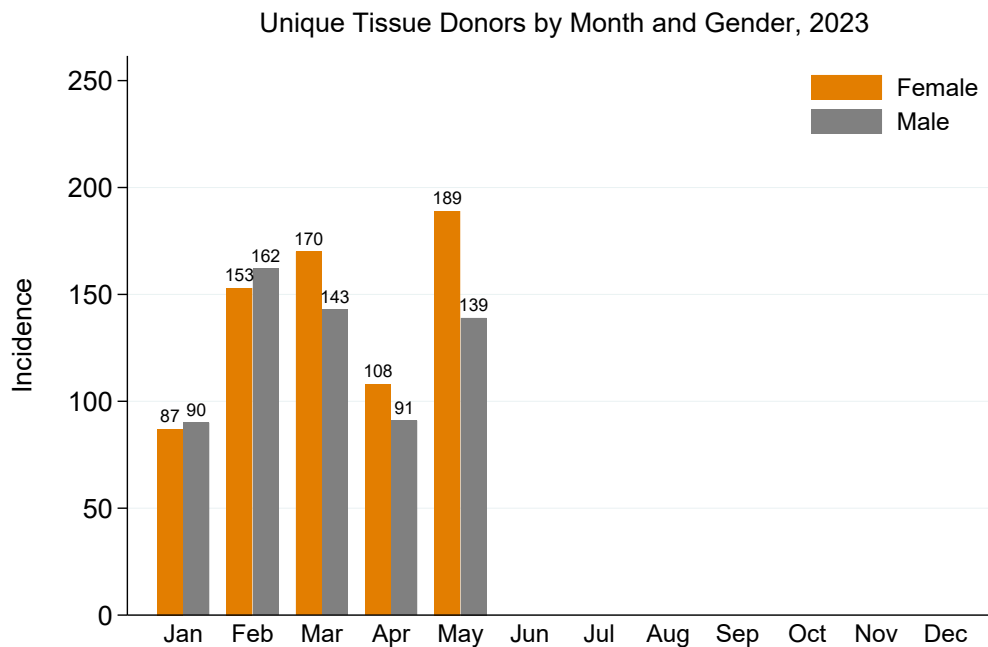


Figure 4: Unique Tissue Donors by Month and Gender, 2023

Table 4: Unique Female Tissue Donors by Jurisdiction of Retrieval and Month, 2023

	Jan	Feb	Mar	Apr	May	Jun	Jul	Aug	Sep	Oct	Nov	Dec	Total
NSW	38	71	70	57	90								326
VIC	6	8	8	6	13								41
QLD	2	14	21	7	17								61
SA	7	8	13	8	12								48
WA	34	52	58	30	57								231
TAS	0	0	0	0	0								0
NT	0	0	0	0	0								0
ACT	0	0	0	0	0								0
AUSTRALIA	87	153	170	108	189								707

Table 5: Unique Male Tissue Donors by Jurisdiction of Retrieval and Month, 2023

	Jan	Feb	Mar	Apr	May	Jun	Jul	Aug	Sep	Oct	Nov	Dec	Total
NSW	30	59	69	47	52								257
VIC	8	6	7	3	17								41
QLD	14	30	23	10	17								94
SA	5	10	7	3	2								27
WA	33	57	37	28	51								206
TAS	0	0	0	0	0								0
NT	0	0	0	0	0								0
ACT	0	0	0	0	0								0
AUSTRALIA	90	162	143	91	139								625

Eye and Tissue Donation Registry

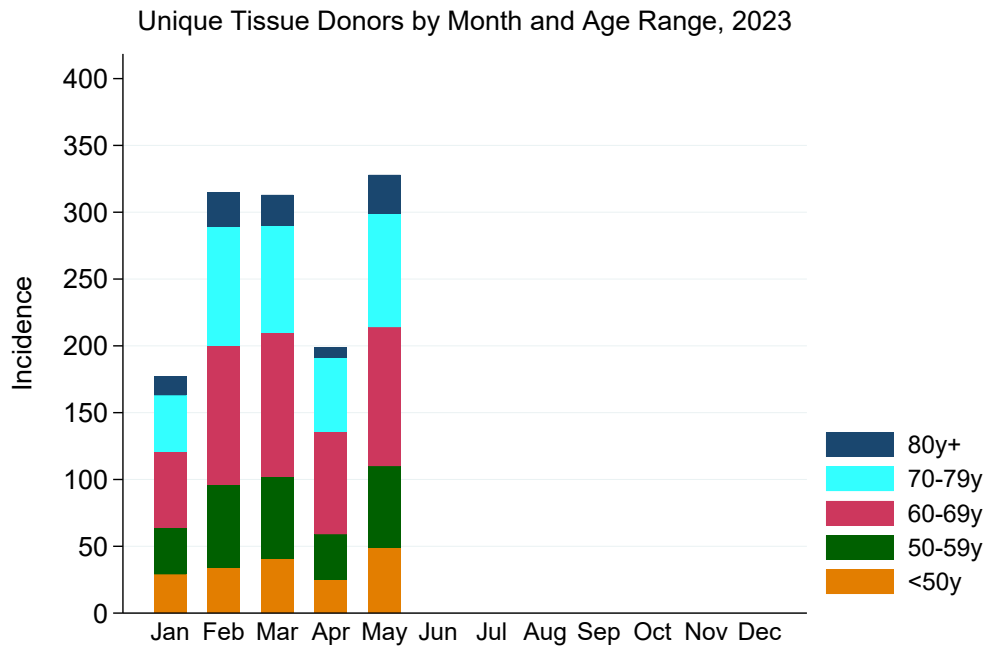


Figure 5: Unique Tissue Donors by Month and Age Range, 2023

Table 6: Unique Tissue Donors by Jurisdiction of Retrieval and Age Range, 2023

	<50y	50-59y	60-69y	70-79y	80y+	Total
NSW	87	98	182	161	55	583
VIC	12	19	30	19	2	82
QLD	29	51	67	7	1	155
SA	8	12	20	25	10	75
WA	42	73	151	139	32	437
TAS	0	0	0	0	0	0
NT	0	0	0	0	0	0
ACT	0	0	0	0	0	0
AUSTRALIA	178	253	450	351	100	1332

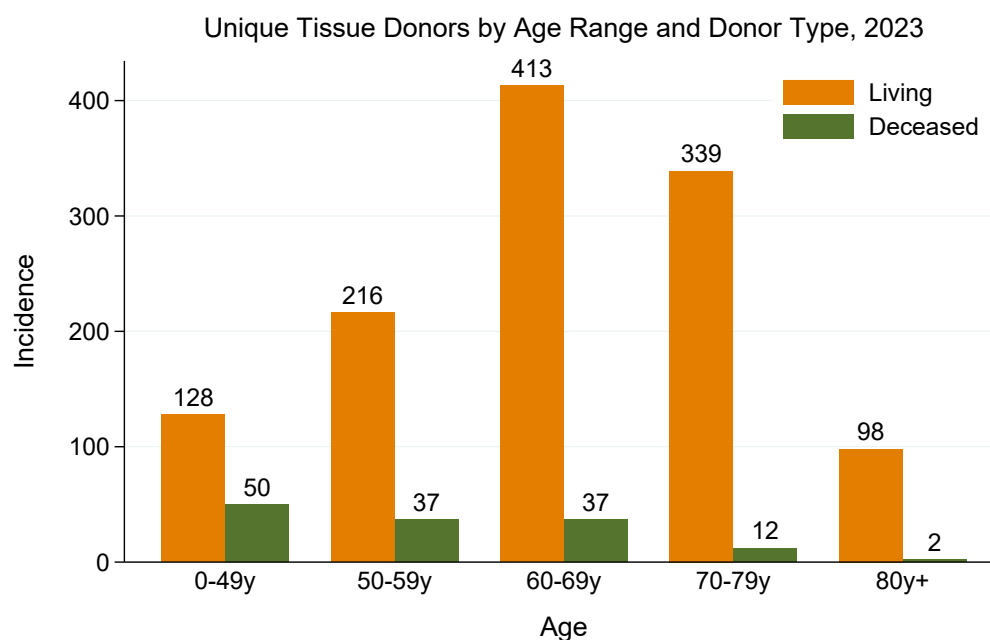


Figure 6: Unique Tissue Donors by Age Range and Donor Type, 2023

Table 7: Unique Living Tissue Donors by Jurisdiction of Retrieval and Age Range, 2023

	<50y	50-59y	60-69y	70-79y	80y+	Total
NSW	72	89	169	157	54	541
VIC	5	3	19	17	2	46
QLD	9	43	57	1	0	110
SA	3	10	19	25	10	67
WA	39	71	149	139	32	430
TAS	0	0	0	0	0	0
NT	0	0	0	0	0	0
ACT	0	0	0	0	0	0
AUSTRALIA	128	216	413	339	98	1194

Table 8: Unique Deceased Tissue Donors by Jurisdiction of Retrieval and Age Range, 2023

	<50y	50-59y	60-69y	70-79y	80y+	Total
NSW	15	9	13	4	1	42
VIC	7	16	11	2	0	36
QLD	20	8	10	6	1	45
SA	5	2	1	0	0	8
WA	3	2	2	0	0	7
TAS	0	0	0	0	0	0
NT	0	0	0	0	0	0
ACT	0	0	0	0	0	0
AUSTRALIA	50	37	37	12	2	138

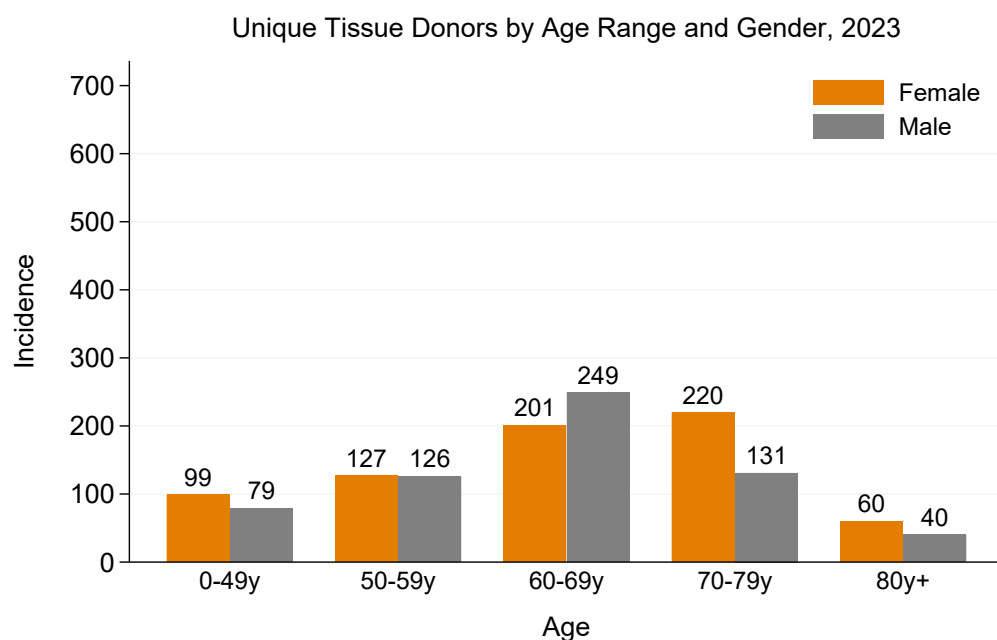


Figure 7: Unique Tissue Donors by Age Range and Gender, 2023

Table 9: Unique Female Tissue Donors by Jurisdiction of Retrieval and Age Range, 2023

	<50y	50-59y	60-69y	70-79y	80y+	Total
NSW	51	58	79	107	31	326
VIC	8	6	17	9	1	41
QLD	13	19	25	3	1	61
SA	4	7	14	16	7	48
WA	23	37	66	85	20	231
TAS	0	0	0	0	0	0
NT	0	0	0	0	0	0
ACT	0	0	0	0	0	0
AUSTRALIA	99	127	201	220	60	707

Table 10: Unique Male Tissue Donors by Jurisdiction of Retrieval and Age Range, 2023

	<50y	50-59y	60-69y	70-79y	80y+	Total
NSW	36	40	103	54	24	257
VIC	4	13	13	10	1	41
QLD	16	32	42	4	0	94
SA	4	5	6	9	3	27
WA	19	36	85	54	12	206
TAS	0	0	0	0	0	0
NT	0	0	0	0	0	0
ACT	0	0	0	0	0	0
AUSTRALIA	79	126	249	131	40	625

3.2 Eye Donors

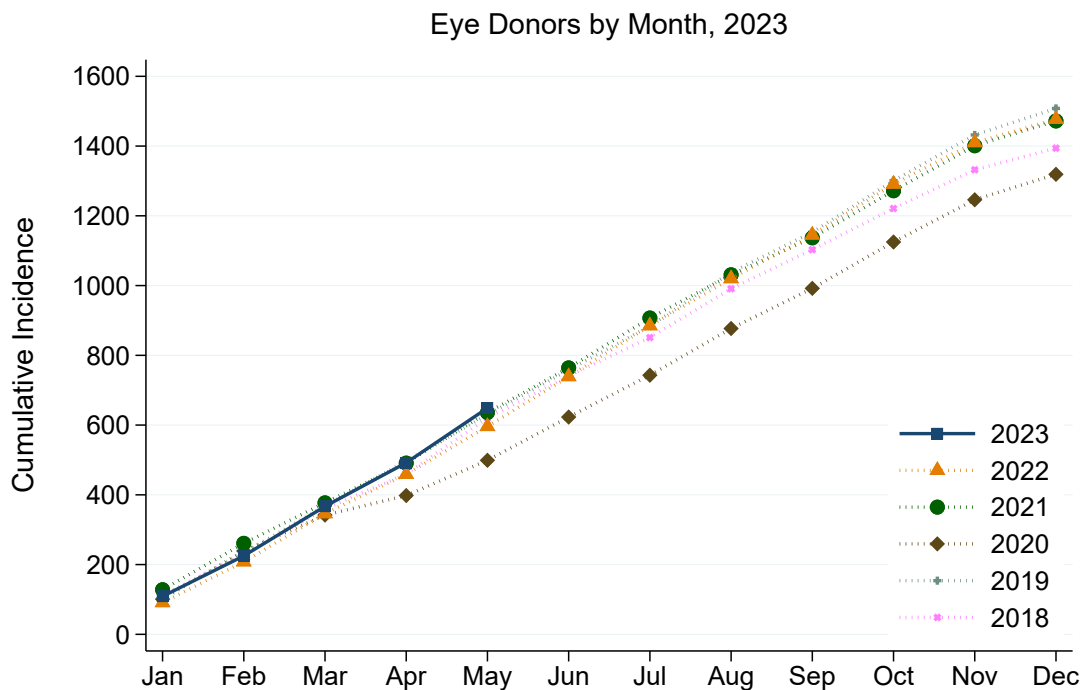


Figure 8: Eye Donors by Month, 2023

Note: The total number of eye donors for January 2020 has increased by 1 due to revision of data provided to the Eye and Tissue Donation Registry.

Eye and Tissue Donation Registry

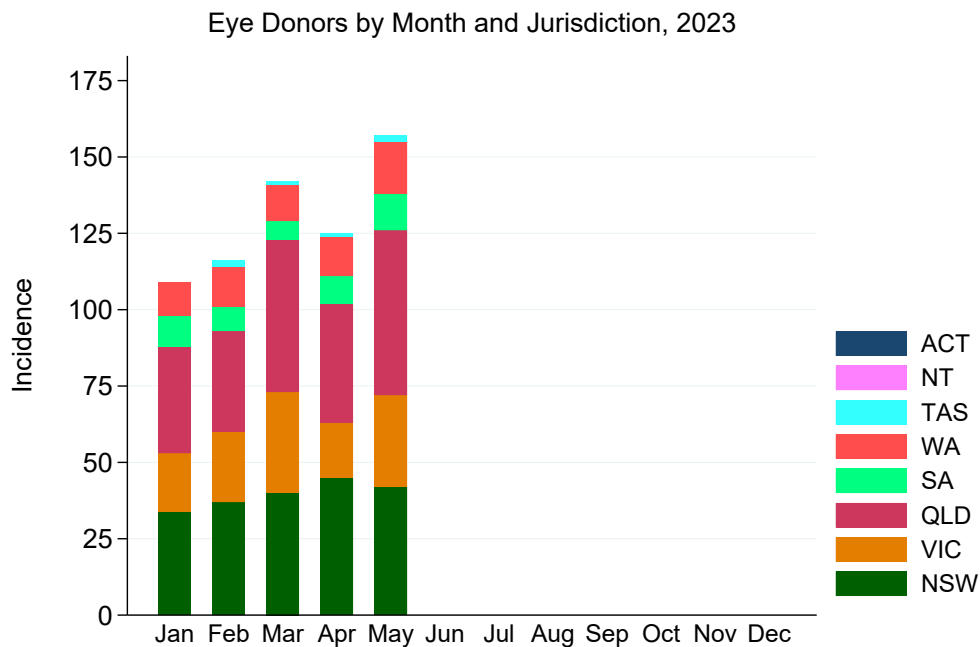


Figure 9: Eye Donors by Month and Jurisdiction, 2023

Table 11: Eye Donors by Jurisdiction of Retrieval and Month, 2023

	Jan	Feb	Mar	Apr	May	Jun	Jul	Aug	Sep	Oct	Nov	Dec	Total
NSW	34	37	40	45	42								198
VIC	19	23	33	18	30								123
QLD	35	33	50	39	54								211
SA	10	8	6	9	12								45
WA	11	13	12	13	17								66
TAS	0	2	1	1	2								6
NT	0	0	0	0	0								0
ACT	0	0	0	0	0								0
AUSTRALIA	109	116	142	125	157								649

Eye and Tissue Donation Registry

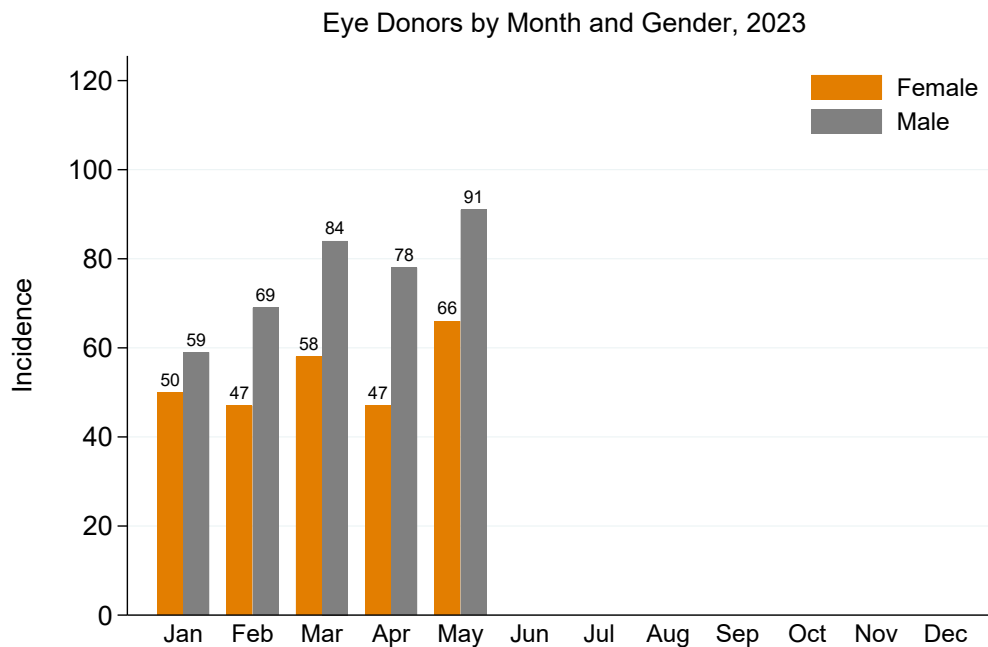


Figure 10: Eye Donors by Month and Gender, 2023

Table 12: Female Eye Donors by Jurisdiction of Retrieval and Month, 2023

	Jan	Feb	Mar	Apr	May	Jun	Jul	Aug	Sep	Oct	Nov	Dec	Total
NSW	16	16	15	19	15								81
VIC	10	11	19	1	14								55
QLD	14	13	19	18	27								91
SA	6	1	2	3	2								14
WA	4	5	2	5	7								23
TAS	0	1	1	1	1								4
NT	0	0	0	0	0								0
ACT	0	0	0	0	0								0
AUSTRALIA	50	47	58	47	66								268

Table 13: Male Eye Donors by Jurisdiction of Retrieval and Month, 2023

	Jan	Feb	Mar	Apr	May	Jun	Jul	Aug	Sep	Oct	Nov	Dec	Total
NSW	18	21	25	26	27								117
VIC	9	12	14	17	16								68
QLD	21	20	31	21	27								120
SA	4	7	4	6	10								31
WA	7	8	10	8	10								43
TAS	0	1	0	0	1								2
NT	0	0	0	0	0								0
ACT	0	0	0	0	0								0
AUSTRALIA	59	69	84	78	91								381

Eye and Tissue Donation Registry

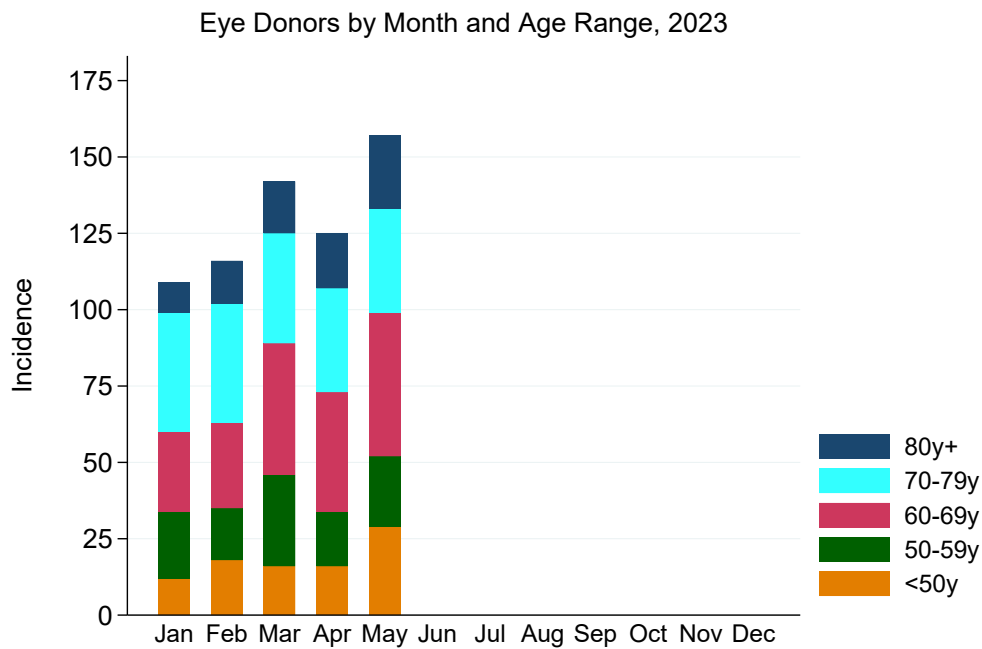


Figure 11: Eye Donors by Month and Age Range, 2023

Table 14: Eye Donors by Jurisdiction of Retrieval and Age Range, 2023

	<50y	50-59y	60-69y	70-79y	80y+	Total
NSW	22	28	47	62	39	198
VIC	22	26	41	31	3	123
QLD	25	33	54	59	40	211
SA	4	6	18	16	1	45
WA	17	16	21	12	0	66
TAS	1	1	2	2	0	6
NT	0	0	0	0	0	0
ACT	0	0	0	0	0	0
AUSTRALIA	91	110	183	182	83	649

Eye and Tissue Donation Registry

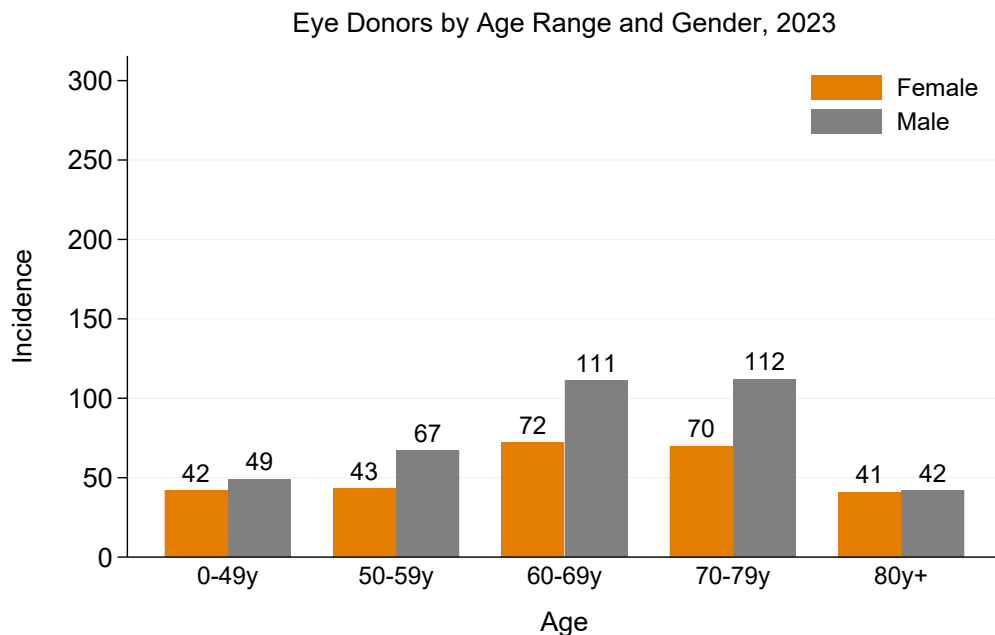


Figure 12: Eye Donors by Age Range and Gender, 2023

Table 15: Female Eye Donors by Jurisdiction of Retrieval and Age Range, 2023

	<50y	50-59y	60-69y	70-79y	80y+	Total
NSW	5	16	16	25	19	81
VIC	15	9	18	11	2	55
QLD	11	11	26	23	20	91
SA	2	1	8	3	0	14
WA	8	5	4	6	0	23
TAS	1	1	0	2	0	4
NT	0	0	0	0	0	0
ACT	0	0	0	0	0	0
AUSTRALIA	42	43	72	70	41	268

Table 16: Male Eye Donors by Jurisdiction of Retrieval and Age Range, 2023

	<50y	50-59y	60-69y	70-79y	80y+	Total
NSW	17	12	31	37	20	117
VIC	7	17	23	20	1	68
QLD	14	22	28	36	20	120
SA	2	5	10	13	1	31
WA	9	11	17	6	0	43
TAS	0	0	2	0	0	2
NT	0	0	0	0	0	0
ACT	0	0	0	0	0	0
AUSTRALIA	49	67	111	112	42	381

Eye and Tissue Donation Registry

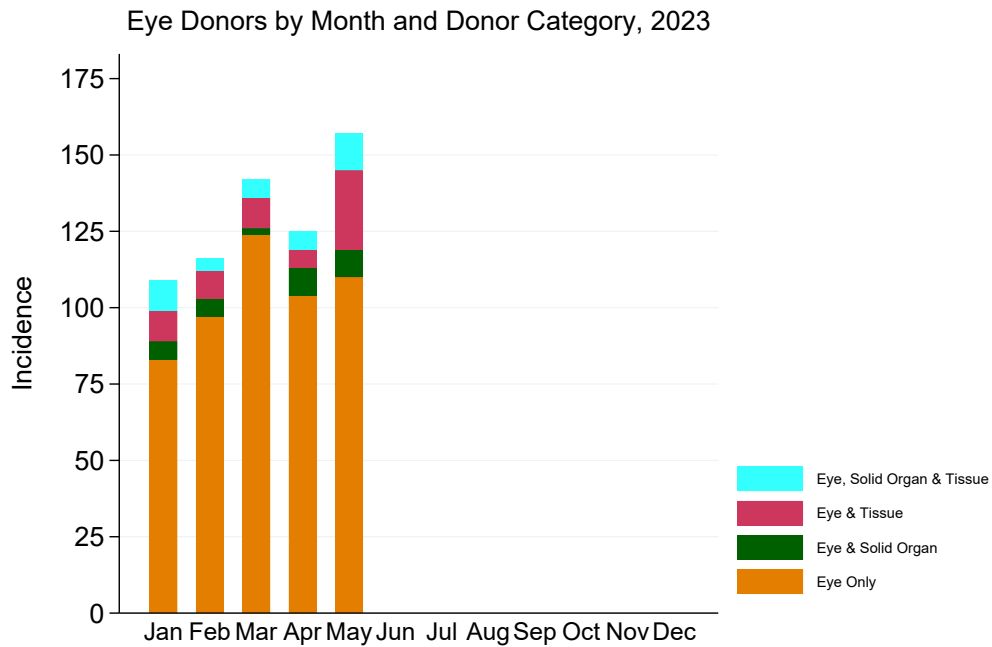


Figure 13: Eye Donors by Month and Donor Category, 2023

Table 17: Eye Donors by Jurisdiction of Retrieval and Donor Category, 2023

	Eye Only	Eye and Solid Organ	Eye and Tissue	Eye, Solid Organ and Tissue
NSW	165	8	13	12
VIC	87	9	17	10
QLD	167	4	28	12
SA	41	3	0	1
WA	56	4	3	3
TAS	2	4	0	0
AUSTRALIA	518	32	61	38

4 Tissue Donations

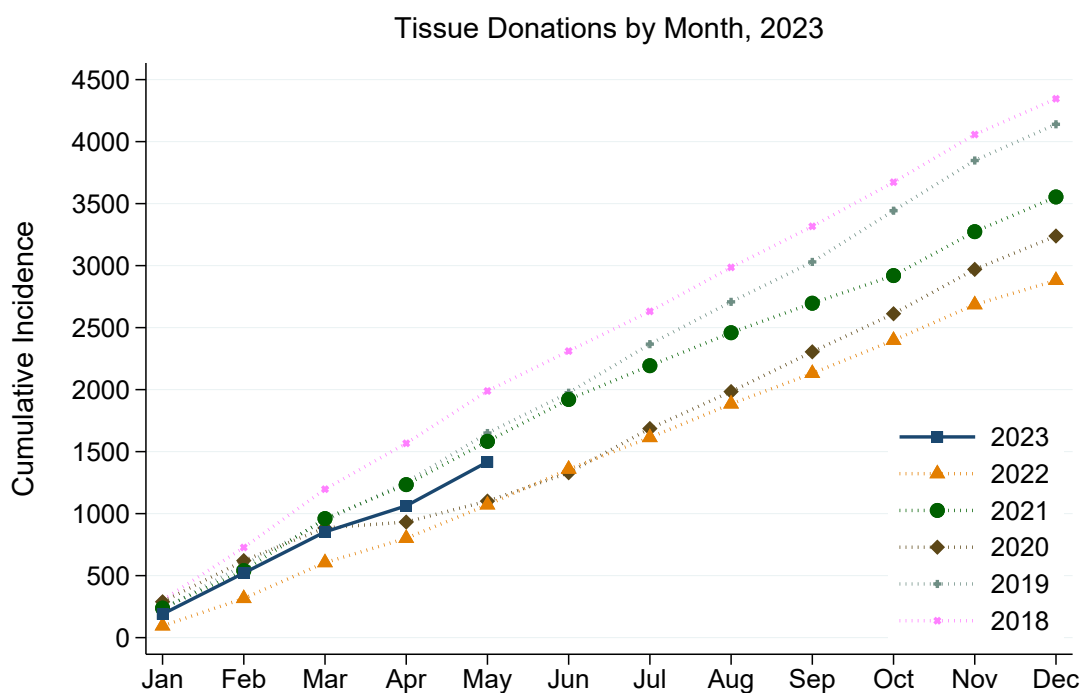


Figure 14: Tissue Donations by Month, 2023

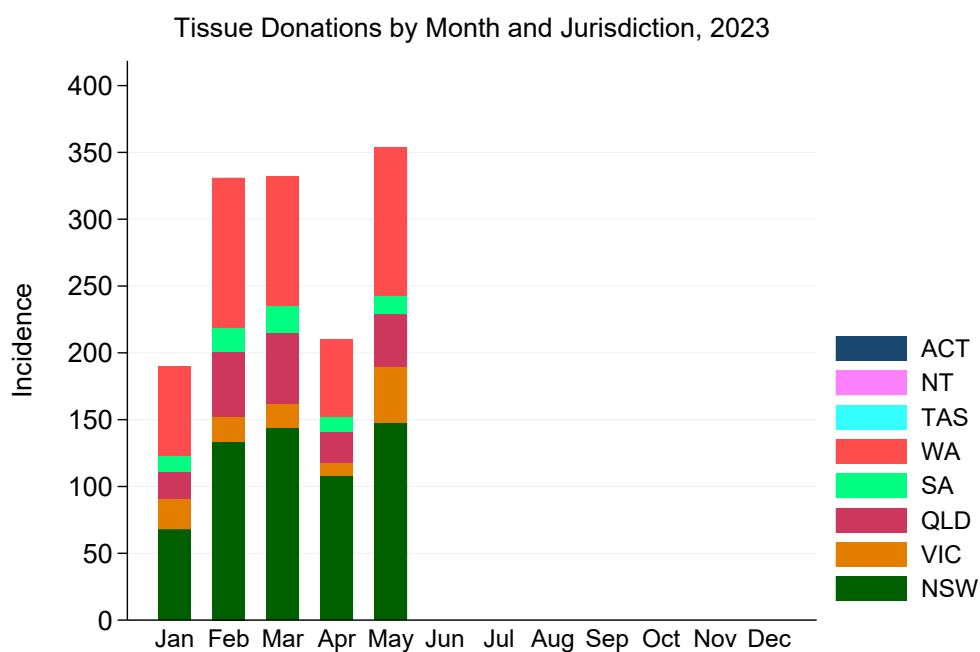


Figure 15: Tissue Donations by Month and Jurisdiction, 2023

Table 18: Tissue Donations by Jurisdiction of Retrieval and Month, 2023

	Jan	Feb	Mar	Apr	May	Jun	Jul	Aug	Sep	Oct	Nov	Dec	Total
NSW	68	134	144	108	148								602
VIC	23	18	18	10	42								111
QLD	20	49	53	23	39								184
SA	12	18	20	11	14								75
WA	67	112	97	58	111								445
TAS	0	0	0	0	0								0
NT	0	0	0	0	0								0
ACT	0	0	0	0	0								0
AUSTRALIA	190	331	332	210	354								1417

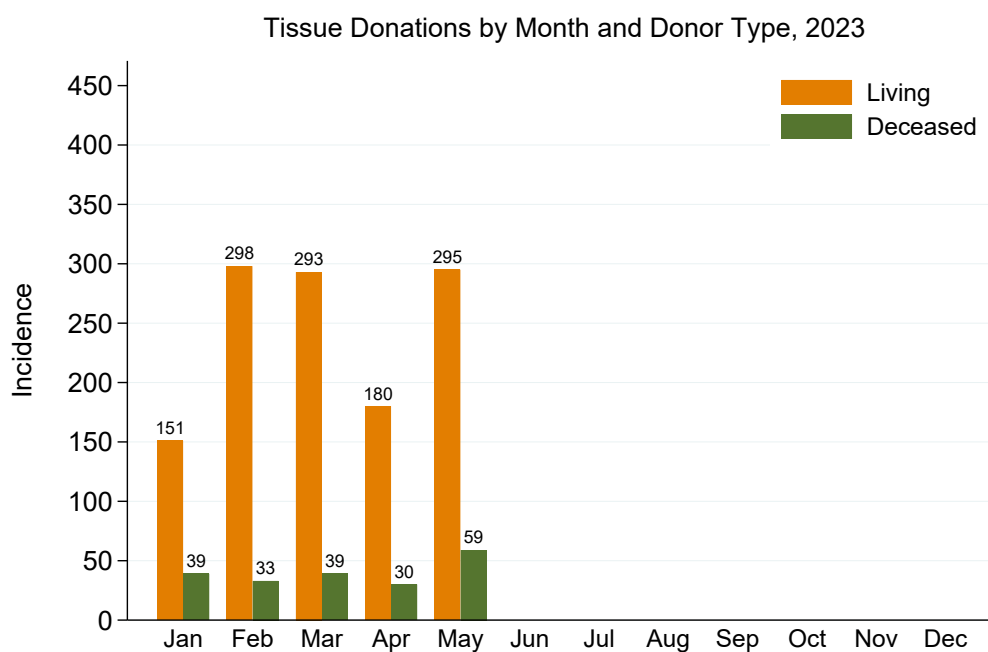


Figure 16: Tissue Donations by Month and Donor Type, 2023

Table 19: Living Tissue Donations by Jurisdiction of Retrieval and Month, 2023

	Jan	Feb	Mar	Apr	May	Jun	Jul	Aug	Sep	Oct	Nov	Dec	Total
NSW	61	130	134	98	133								556
VIC	5	7	11	6	17								46
QLD	9	34	32	11	24								110
SA	10	16	19	9	13								67
WA	66	111	97	56	108								438
TAS	0	0	0	0	0								0
NT	0	0	0	0	0								0
ACT	0	0	0	0	0								0
AUSTRALIA	151	298	293	180	295								1217

Eye and Tissue Donation Registry

Table 20: Living Tissue Donations by Jurisdiction of Retrieval and Tissue Type, 2023

	Amnion	Cardiovascular	Musculoskeletal
NSW	19	16	521
VIC	0	3	43
QLD	0	0	110
SA	0	0	67
WA	0	0	438
TAS	0	0	0
NT	0	0	0
ACT	0	0	0
AUSTRALIA	19	19	1179

Table 21: Deceased Tissue Donations by Jurisdiction of Retrieval and Month, 2023

	Jan	Feb	Mar	Apr	May	Jun	Jul	Aug	Sep	Oct	Nov	Dec	Total
NSW	7	4	10	10	15								46
VIC	18	11	7	4	25								65
QLD	11	15	21	12	15								74
SA	2	2	1	2	1								8
WA	1	1	0	2	3								7
TAS	0	0	0	0	0								0
NT	0	0	0	0	0								0
ACT	0	0	0	0	0								0
AUSTRALIA	39	33	39	30	59								200

Table 22: Deceased Tissue Donations by Jurisdiction of Retrieval and Donor Category, 2023

	Solid Organ/Tissue				Tissue Only				Total			
	cv	ms	skin	pi	cv	ms	skin	pi	cv	ms	skin	pi
NSW	24	7	0	0	1	14	0	0	25	21	0	0
VIC	8	9	10	0	3	15	20	0	11	24	30	0
QLD	12	9	6	0	0	23	24	0	12	32	30	0
SA	8	0	0	0	0	0	0	0	8	0	0	0
WA	0	3	0	1	0	3	0	0	0	6	0	1
TAS	0	0	0	0	0	0	0	0	0	0	0	0
NT	0	0	0	0	0	0	0	0	0	0	0	0
ACT	0	0	0	0	0	0	0	0	0	0	0	0
AUSTRALIA	52	28	16	1	4	55	44	0	56	83	60	1

Eye and Tissue Donation Registry

Table 23: Intended Solid Organ Donor Who Became Eyes and Tissue Donors, 2023

	Eye Only	Tissue Only	Eye and Tissue
NSW	3	1	1
VIC	9	1	2
QLD	4	0	0
SA	0	0	0
WA	4	0	0
TAS	0	0	0
NT	0	0	0
ACT	0	0	0
AUSTRALIA	20	2	3

Eye and Tissue Donation Registry

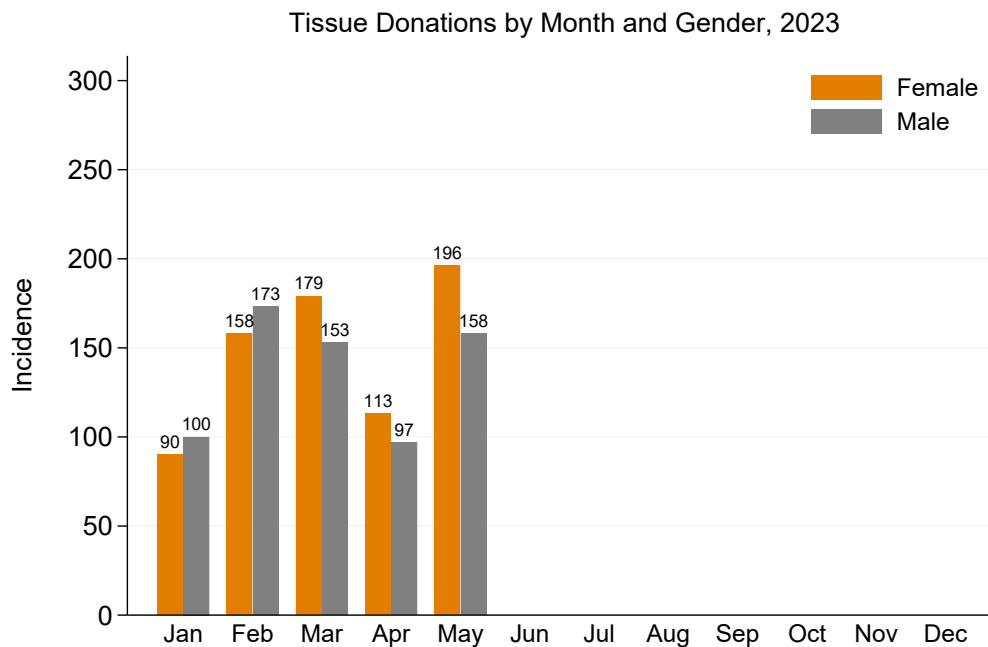


Figure 17: Tissue Donations by Month and Gender, 2023

Table 24: Female Tissue Donations by Jurisdiction of Retrieval and Month, 2023

	Jan	Feb	Mar	Apr	May	Jun	Jul	Aug	Sep	Oct	Nov	Dec	Total
NSW	38	73	73	58	92								334
VIC	9	10	9	6	16								50
QLD	2	14	25	11	18								70
SA	7	8	13	8	12								48
WA	34	53	59	30	58								234
TAS	0	0	0	0	0								0
NT	0	0	0	0	0								0
ACT	0	0	0	0	0								0
AUSTRALIA	90	158	179	113	196								736

Table 25: Male Tissue Donations by Jurisdiction of Retrieval and Month, 2023

	Jan	Feb	Mar	Apr	May	Jun	Jul	Aug	Sep	Oct	Nov	Dec	Total
NSW	30	61	71	50	56								268
VIC	14	8	9	4	26								61
QLD	18	35	28	12	21								114
SA	5	10	7	3	2								27
WA	33	59	38	28	53								211
TAS	0	0	0	0	0								0
NT	0	0	0	0	0								0
ACT	0	0	0	0	0								0
AUSTRALIA	100	173	153	97	158								681

5 Notified Tissue Grafts Implanted

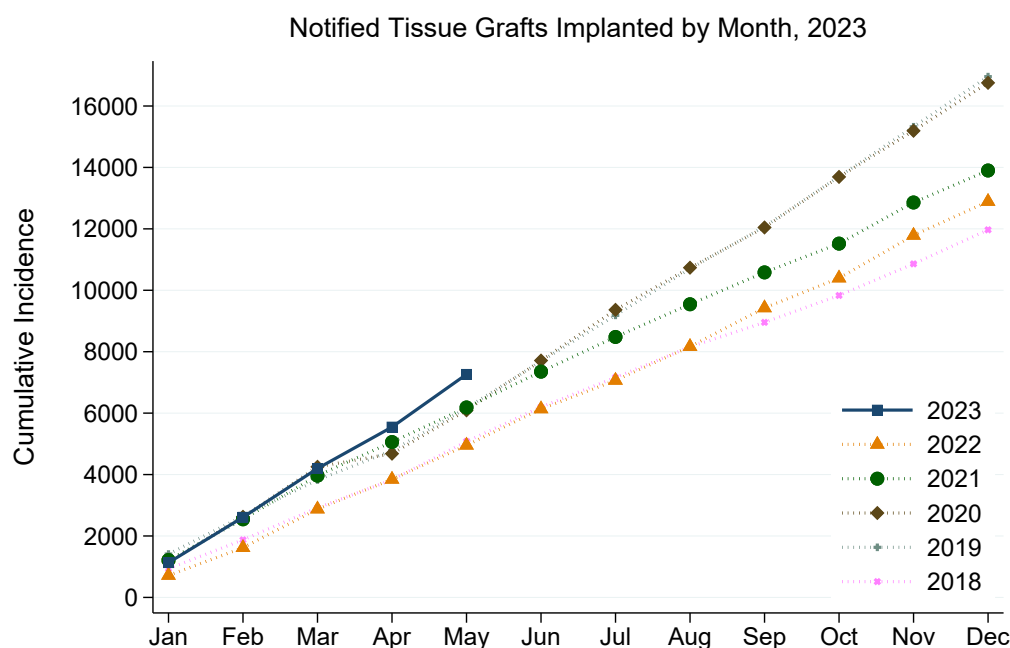


Figure 18: Notified Tissue Grafts Implanted by Month, 2023

Table 26: Notified Tissue Grafts Implanted by Jurisdiction of Retrieving Bank and Month, 2023

	Jan	Feb	Mar	Apr	May	Jun	Jul	Aug	Sep	Oct	Nov	Dec	Total
NSW	516	791	782	786	1076								3951
VIC	393	387	476	315	348								1919
QLD	124	178	228	168	181								879
SA	6	3	3	6	3								21
WA	92	120	99	74	108								493
TAS	0	0	0	0	0								0
NT	0	0	0	0	0								0
ACT	0	0	0	0	0								0
AUSTRALIA	1131	1479	1588	1349	1716								7263

Eye and Tissue Donation Registry

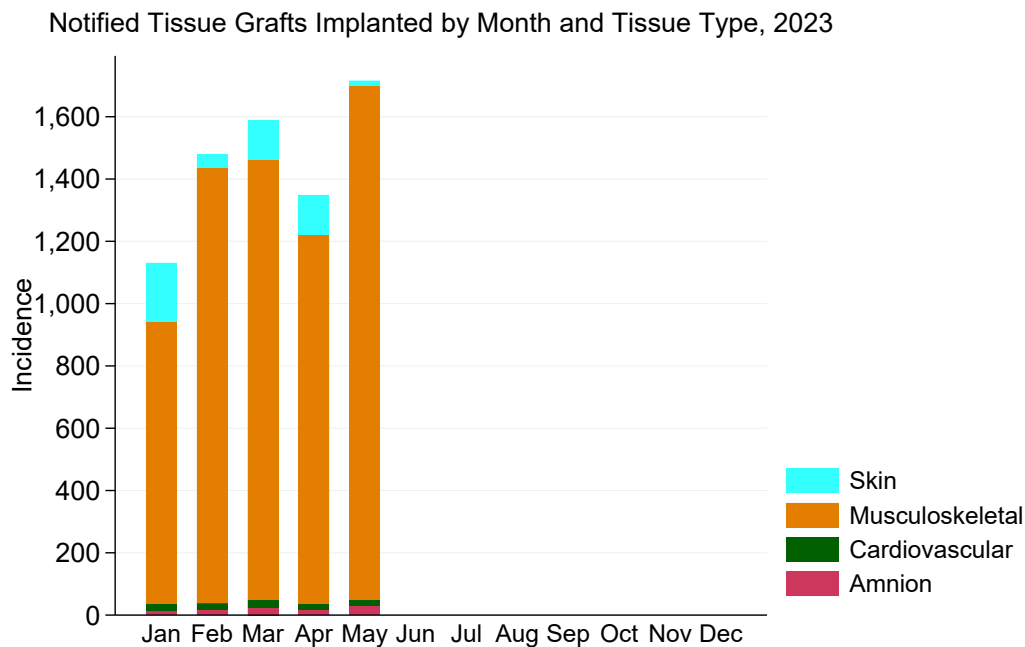


Figure 19: Notified Tissue Grafts Implanted by Month and Tissue Type, 2023

Table 27: Notified Tissue Grafts Implanted by Jurisdiction of Retrieving Bank and Tissue Type, 2023

	Amnion	Cardiovascular	Musculoskeletal	Skin
NSW	105	95	3637	114
VIC	0	7	1527	385
QLD	0	3	876	0
SA	0	0	21	0
WA	0	0	493	0
AUSTRALIA	105	105	6554	499

Eye and Tissue Donation Registry

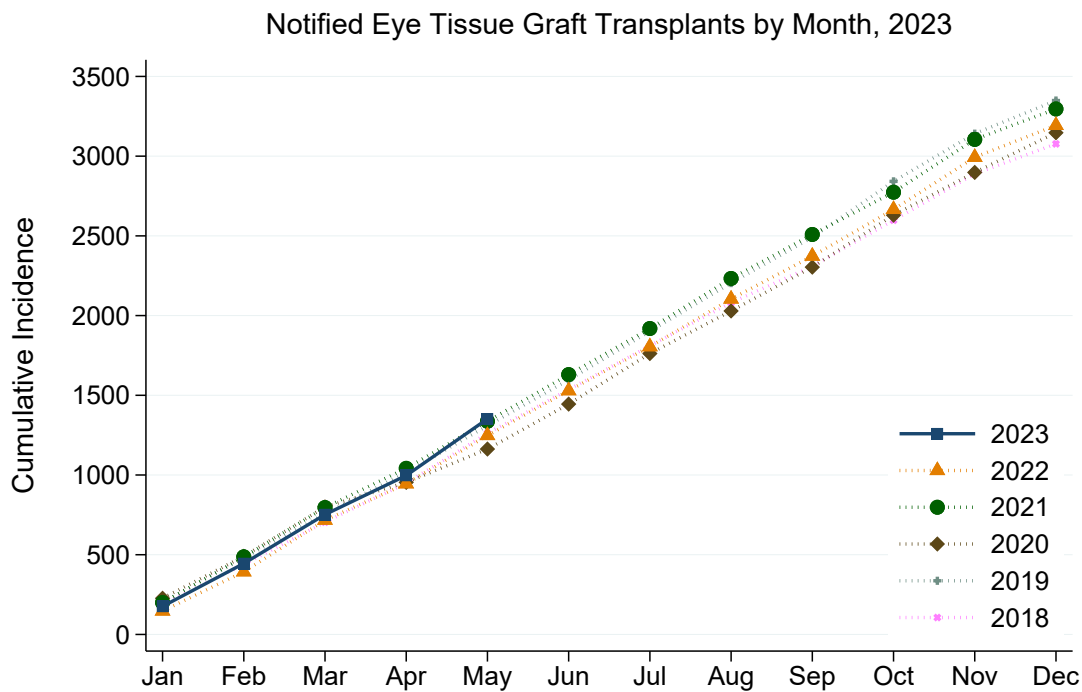


Figure 20: Notified Eye Tissue Graft Transplants by Month, 2023

Table 28: Notified Eye Tissue Graft Transplants by Jurisdiction of Retrieving Bank and Month, 2023

	Jan	Feb	Mar	Apr	May	Jun	Jul	Aug	Sep	Oct	Nov	Dec	Total
NSW	43	83	103	72	103								404
VIC	33	55	62	46	75								271
QLD	53	76	93	75	111								408
SA	19	17	10	17	22								85
WA	21	33	31	29	35								149
TAS	6	4	8	4	6								28
NT	0	0	0	1	0								1
ACT	1	1	0	1	3								6
AUSTRALIA	176	269	307	245	355								1352

Eye and Tissue Donation Registry

Table 29: Cornea Graft Transplants by Jurisdiction of Retrieving Bank and Month, 2023

	Jan	Feb	Mar	Apr	May	Jun	Jul	Aug	Sep	Oct	Nov	Dec	Total
NSW	35	60	80	54	77								306
VIC	13	33	33	24	44								147
QLD	42	59	75	65	91								332
SA	17	17	8	11	15								68
WA	15	20	26	22	25								108
TAS	4	4	4	3	3								18
NT	0	0	0	0	0								0
ACT	0	1	0	1	2								4
AUSTRALIA	126	194	226	180	257								983

Table 30: Sclera Unit Graft Transplants by Jurisdiction of Retrieving Bank and Month, 2023

	Jan	Feb	Mar	Apr	May	Jun	Jul	Aug	Sep	Oct	Nov	Dec	Total
NSW	8	23	23	18	26								98
VIC	20	22	29	22	31								124
QLD	11	17	18	10	20								76
SA	2	0	2	6	7								17
WA	6	13	5	7	10								41
TAS	2	0	4	1	3								10
NT	0	0	0	1	0								1
ACT	1	0	0	0	1								2
AUSTRALIA	50	75	81	65	98								369

6 Notified Tissue Graft Recipients

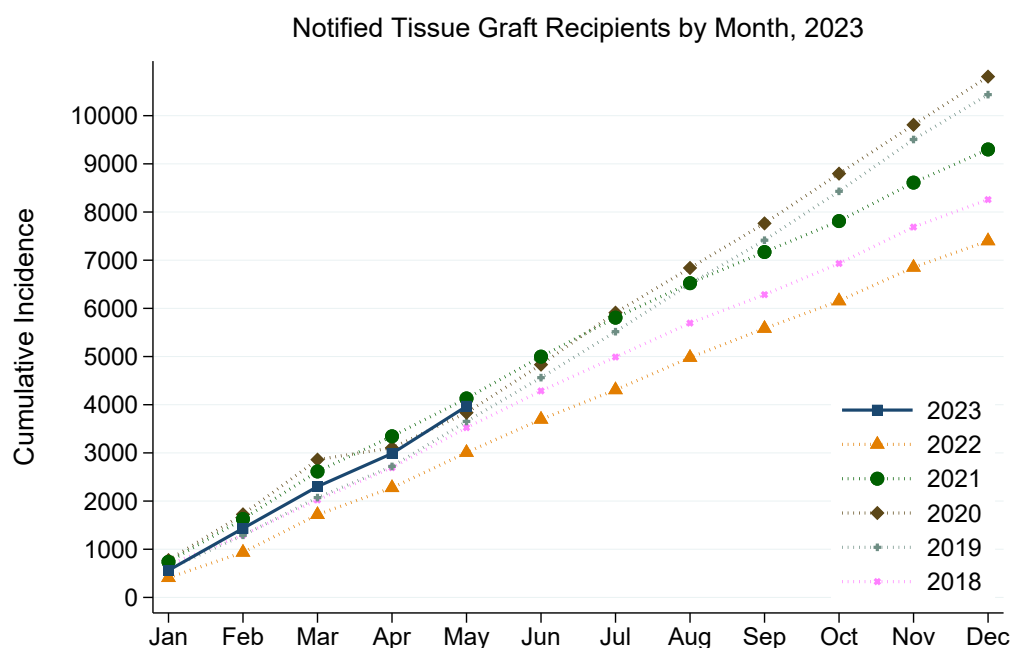


Figure 21: Notified Tissue Graft Recipients by Month, 2023

Table 31: Notified Tissue Graft Recipients by Jurisdiction of Retrieving Bank and Month, 2023

	Jan	Feb	Mar	Apr	May	Jun	Jul	Aug	Sep	Oct	Nov	Dec	Total
NSW	337	541	547	450	650								2525
VIC	123	184	180	123	145								755
QLD	56	91	96	77	137								457
SA	4	3	2	3	2								14
WA	41	53	43	33	47								217
TAS	0	0	0	0	0								0
NT	0	0	0	0	0								0
ACT	0	0	0	0	0								0
AUSTRALIA	561	872	868	686	981								3968

Eye and Tissue Donation Registry

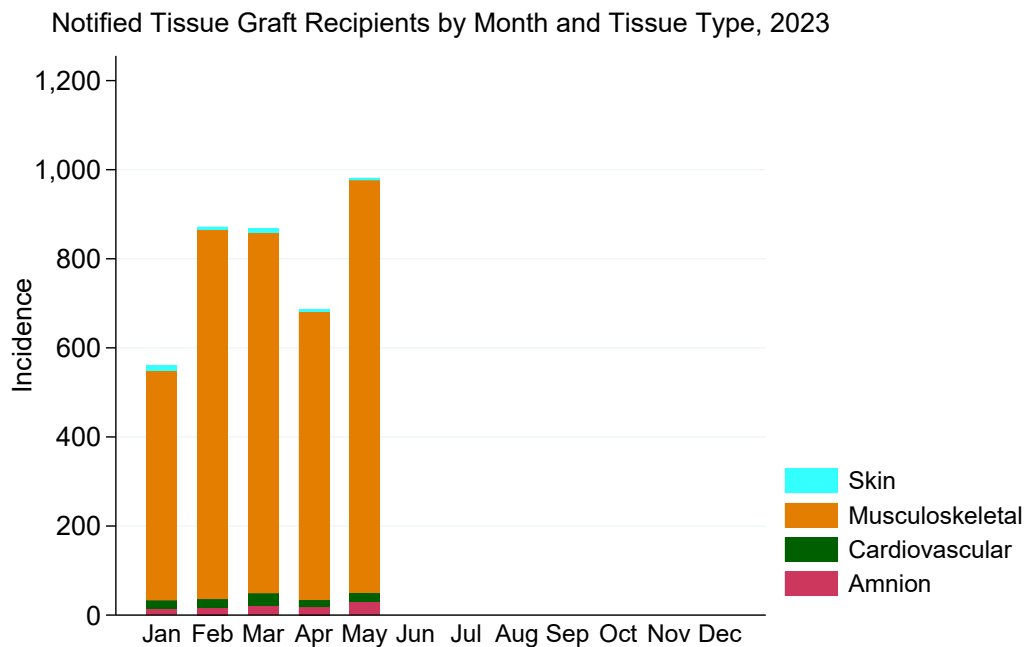


Figure 22: Notified Tissue Graft Recipients by Month and Tissue Type, 2023

Table 32: Notified Tissue Graft Recipients by Jurisdiction of Retrieving Bank and Tissue Type, 2023

	Amnion	Cardiovascular	Musculoskeletal	Skin
NSW	101	92	2330	2
VIC	0	7	714	34
QLD	0	3	454	0
SA	0	0	14	0
WA	0	0	217	0
AUSTRALIA	101	102	3729	36

Eye and Tissue Donation Registry

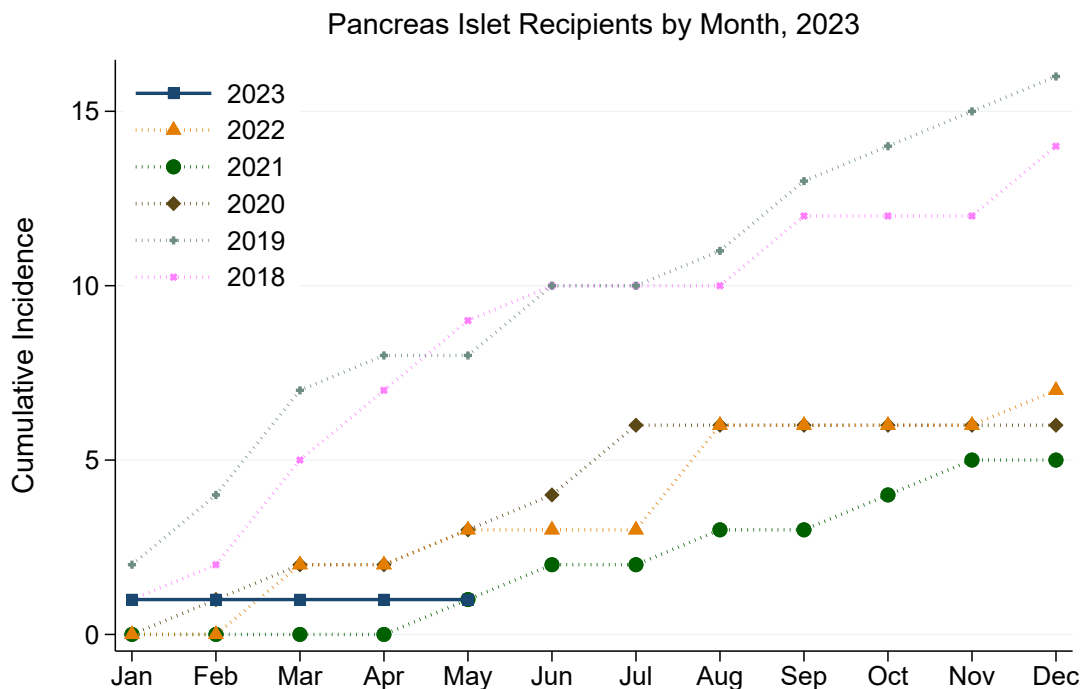


Figure 23: Pancreas Islet Recipients by Month, 2023

Table 33: Pancreas Islet Graft Recipients by Transplant Jurisdiction and Month, 2023

	Jan	Feb	Mar	Apr	May	Jun	Jul	Aug	Sep	Oct	Nov	Dec	Total
NSW	0	0	0	0	0								0
VIC	1	0	0	0	0								1
QLD	0	0	0	0	0								0
SA	0	0	0	0	0								0
WA	0	0	0	0	0								0
TAS	0	0	0	0	0								0
NT	0	0	0	0	0								0
ACT	0	0	0	0	0								0
AUSTRALIA	1	0	0	0	0								1

7 Glossary and Definitions

- 1 *Amnion (am)* – is the innemost layer of the embryonic membranes.
- 2 *Cardiovascular tissue (cv)* – includes, but not limited to, heart valves, pericardium and annexed vessels.
- 3 *Cornea* – The cornea is the transparent anterior tissue of the eyeball consisting of many layers.
- 4 *Deceased solid organ and tissue donation* – identifies a donation event where one or more solid organs and tissues are retrieved from a deceased donor. Data has been crosschecked with the solid organ and tissue sector to ensure the donor has met the deceased solid organ and tissue donation criteria.
- 5 *Deceased tissue donation* – identifies a donation event where one or more tissues are retrieved from a deceased donor and can comprise of musculoskeletal, cardiovascular, skin or eye tissue.
- 6 *Donation event*
 - A single retrieval event, within a calendar day, where a living donor can donate one or more musculoskeletal, cardiovascular, or amnion tissues.
 - Retrieval from deceased donors of solid organ, tissue and/or eyes that may occur on differing days but after the donor declaration of death date.
- 7 *Eye only donor* – A deceased donor where eye only retrieval has taken place. A donor is counted as an eye only donor if 2 whole eyes, 2 corneas only, one eye or one cornea only is retrieved. Outcomes of donated eye tissue are not limited to transplantation.
- 8 *Eye and solid organ (and tissue) donor* – A deceased donor where eye and solid organ retrieval has taken place. These donors may or may not have donated an additional tissue(s) e.g. musculoskeletal, cardiovascular or skin. Data has been crosschecked with the solid organ and tissue sector to confirm the donation event and donor classification.
- 9 *Eye and tissue only donor* – A deceased donor where eye and an additional tissue(s) e.g. musculoskeletal, cardiovascular or skin has taken place. Data has been crosschecked with the tissue sector to confirm the donation event and donor classification.
- 10 *Eye tissue donation* – Unless otherwise specified all donors undergo retrieval of both whole eyes or both corneas. This means the number of eye tissue donations can be calculated by doubling the amount of total eye donors.
- 11 *Eye tissue graft transplants* – Corneal or scleral tissue transplanted into an eye tissue recipient within the reporting time period.
- 12 *Eye tissue recipient* – Unless otherwise specified the number of eye tissue recipients is equal to the number of eye tissue graft transplants (consistent with EBAANZ).
- 13 *Living tissue donation* – identifies a donation event where one or more tissues are retrieved from a living donor. Living tissue can be amnion, cardiovascular, but is vastly comprised of donated femoral heads (bone) retrieved during hip replacement surgery. A living musculoskeletal donor can donate one femoral head during one donation event, two femoral heads during one donation event or one femoral head during two separate donation events.
- 14 *Musculoskeletal tissue (ms)* – includes, but not limited to, bone, cartilage and tendon retrieved from areas such as the pelvis, arm and leg.

Eye and Tissue Donation Registry

- 15 *Notified tissue graft implants* – Number of tissue grafts supplied and confirmed by the hospital to the distributing tissue bank to have been implanted. One tissue graft recipient may receive multiple graft implants.
- 16 *Notified tissue graft recipients* – The number of tissue graft recipients, confirmed by the hospital to the distributing bank, who receive one or more graft implants during a single tissue transplant event.
- 17 *Pancreas islet (pi)* – A multicellular structure within the pancreas that maintains normal blood glucose level within the body.
- 18 *Sclera unit* – A unit of the protective outer layer of the eyeball, used for transplantation during ocular surgery.
- 19 *Skin tissue (sk)* – includes, but not limited to, split thickness skin (epidermis and upper part of the dermis), of varying size.
- 20 *Tissue transplant event*
 - A single tissue transplant event occurs when a tissue graft recipient receives 1 or more tissue grafts on a single occasion. This will be counted as one tissue graft recipient, one tissue transplant event.
 - If a tissue graft recipient receives 1 or more tissue grafts during multiple tissue transplant events, this will be counted as one tissue graft recipient *for each tissue transplant event*.
- 21 *Unique donor* – A deceased or living donor who donates one or more tissue(s) during a single donation event.

8 Contributors

NSW:

- Australian Tissue Donation Network
- Hunter New England Bone Bank
- Lions NSW Eye Bank
- NSW Bone Bank
- Rachel Forster Bone Bank
- Sydney Heart Valve Bank

VIC:

- Barwon Health Bone Bank
- Donor Tissue Bank of Victoria
- Lions Eye Donation Service

QLD:

- QLD Tissue Bank

SA:

- Eye Bank of SA
- SA Tissue Bank

WA:

- Lions Eye Bank WA
- PlusLife (Perth Bone and Tissue Bank)

ACT:

- DonateLife ACT

Special acknowledgement to the BAA and the EBAANZ for their comments.