



Eye and Tissue Donation in Australia

Monthly Report

February 2023

Preliminary Data

Data collected from Australian Eye and Tissue Banks
This report supersedes any monthly interim summaries previously released for 2023

Produced 22 March 2023 3:12 PM
Data Received by ANZOD up to 21 March 2023

Contents

1	Acknowledgements	4
2	Counting Methodology	5
3	Eye and Tissue Donors	6
3.1	Unique Tissue Donors	6
3.2	Eye Donors	13
4	Tissue Donations	19
5	Notified Tissue Grafts Implanted	25
6	Notified Tissue Graft Recipients	29
7	Glossary and Definitions	32
8	Contributors	34

List of Figures

1	Unique Tissue Donors by Month, 2023	6
2	Unique Tissue Donors by Month and Jurisdiction, 2023	7
3	Unique Tissue Donors by Month and Donor Type, 2023	8
4	Unique Tissue Donors by Month and Gender, 2023	9
5	Unique Tissue Donors by Month and Age Range, 2023	10
6	Unique Tissue Donors by Age Range and Donor Type, 2023	11
7	Unique Tissue Donors by Age Range and Gender, 2023	12
8	Eye Donors by Month, 2023	13
9	Eye Donors by Month and Jurisdiction, 2023	14
10	Eye Donors by Month and Gender, 2023	15
11	Eye Donors by Month and Age Range, 2023	16
12	Eye Donors by Age Range and Gender, 2023	17
13	Eye Donors by Month and Donor Category, 2023	18
14	Tissue Donations by Month, 2023	19
15	Tissue Donations by Month and Jurisdiction, 2023	20
16	Tissue Donations by Month and Donor Type, 2023	21
17	Tissue Donations by Month and Gender, 2023	24
18	Notified Tissue Grafts Implanted by Month, 2023	25
19	Notified Tissue Grafts Implanted by Month and Tissue Type, 2023	26
20	Notified Eye Tissue Graft Transplants by Month, 2023	27
21	Notified Tissue Graft Recipients by Month, 2023	29
22	Notified Tissue Graft Recipients by Month and Tissue Type, 2023	30
23	Pancreas Islet Recipients by Month, 2023	31

List of Tables

1	Unique Tissue Donors by Jurisdiction of Retrieval and Month, 2023	7
2	Unique Living Tissue Donors by Jurisdiction of Retrieval and Month, 2023	8
3	Unique Deceased Tissue Donors by Jurisdiction of Retrieval and Month, 2023	8
4	Unique Female Tissue Donors by Jurisdiction of Retrieval and Month, 2023	9
5	Unique Male Tissue Donors by Jurisdiction of Retrieval and Month, 2023	9
6	Unique Tissue Donors by Jurisdiction of Retrieval and Age Range, 2023	10
7	Unique Living Tissue Donors by Jurisdiction of Retrieval and Age Range, 2023	11
8	Unique Deceased Tissue Donors by Jurisdiction of Retrieval and Age Range, 2023	11
9	Unique Female Tissue Donors by Jurisdiction of Retrieval and Age Range, 2023	12
10	Unique Male Tissue Donors by Jurisdiction of Retrieval and Age Range, 2023	12
11	Eye Donors by Jurisdiction of Retrieval and Month, 2023	14
12	Female Eye Donors by Jurisdiction of Retrieval and Month, 2023	15
13	Male Eye Donors by Jurisdiction of Retrieval and Month, 2023	15
14	Eye Donors by Jurisdiction of Retrieval and Age Range, 2023	16
15	Female Eye Donors by Jurisdiction of Retrieval and Age Range, 2023	17
16	Male Eye Donors by Jurisdiction of Retrieval and Age Range, 2023	17
17	Eye Donors by Jurisdiction of Retrieval and Donor Category, 2023	18
18	Tissue Donations by Jurisdiction of Retrieval and Month, 2023	20
19	Living Tissue Donations by Jurisdiction of Retrieval and Month, 2023	21
20	Living Tissue Donations by Jurisdiction of Retrieval and Tissue Type, 2023	22
21	Deceased Tissue Donations by Jurisdiction of Retrieval and Month, 2023	22
22	Deceased Tissue Donations by Jurisdiction of Retrieval and Donor Category, 2023	22
23	Intended Solid Organ Donor Who Became Eyes and Tissue Donors, 2023	23
24	Female Tissue Donations by Jurisdiction of Retrieval and Month, 2023	24
25	Male Tissue Donations by Jurisdiction of Retrieval and Month, 2023	24
26	Notified Tissue Grafts Implanted by Jurisdiction of Retrieving Bank and Month, 2023	25
27	Notified Tissue Grafts Implanted by Jurisdiction of Retrieving Bank and Tissue Type, 2023	26
28	Notified Eye Tissue Graft Transplants by Jurisdiction of Retrieving Bank and Month, 2023	27
29	Cornea Graft Transplants by Jurisdiction of Retrieving Bank and Month, 2023	28
30	Sclera Unit Graft Transplants by Jurisdiction of Retrieving Bank and Month, 2023	28
31	Notified Tissue Graft Recipients by Jurisdiction of Retrieving Bank and Month, 2023	29
32	Notified Tissue Graft Recipients by Jurisdiction of Retrieving Bank and Tissue Type, 2023	30
33	Pancreas Islet Graft Recipients by Transplant Jurisdiction and Month, 2023	31

1 Acknowledgements

According to the Eye Bank Association of Australia and New Zealand (EBAANZ), since the end of 2011, the number of corneal transplants in Australia each year has exceeded the number of new patients requiring transplants each year. This means the current demand for corneal transplants in Australia is being met and should be noted when comparing 2023 corneal transplantation numbers to previous years published.

2 Counting Methodology

Each eye and tissue bank uses a Minimum Data Set Template (MDS) to provide the Registry de-identified donor information for each tissue type, as well as aggregate data for reporting of notified tissue graft implants and notified tissue graft recipients.

Data received undergoes reconciliation and cross checking between the solid organ sector (ANZOD), the eye sector (participating eye banks) and the tissue sector (participating tissue banks) to ensure accuracy at the time of reporting.

The Registry declares:

- All donations of eye tissue have come from deceased donors.
- Eye donors include those who have donated 2 whole eyes, 2 corneas or one whole eye or one cornea.
- Eye and Tissue Graft Implants and Transplant Recipient data includes transplant events that have occurred in a different jurisdiction to where the tissue was donated.
- Graft Implants and Transplant Recipient data may or may not be a direct outcome of tissue donations reported for the month, as tissue can be stored for a period of time before the graft is implanted.
- Outcome data does not capture tissue that has been supplied for implant but not yet notified as implanted to the distributing tissue bank.
- This report supersedes previous monthly reports and as data reported is subject to revision it may change in subsequent reporting.

3 Eye and Tissue Donors

3.1 Unique Tissue Donors

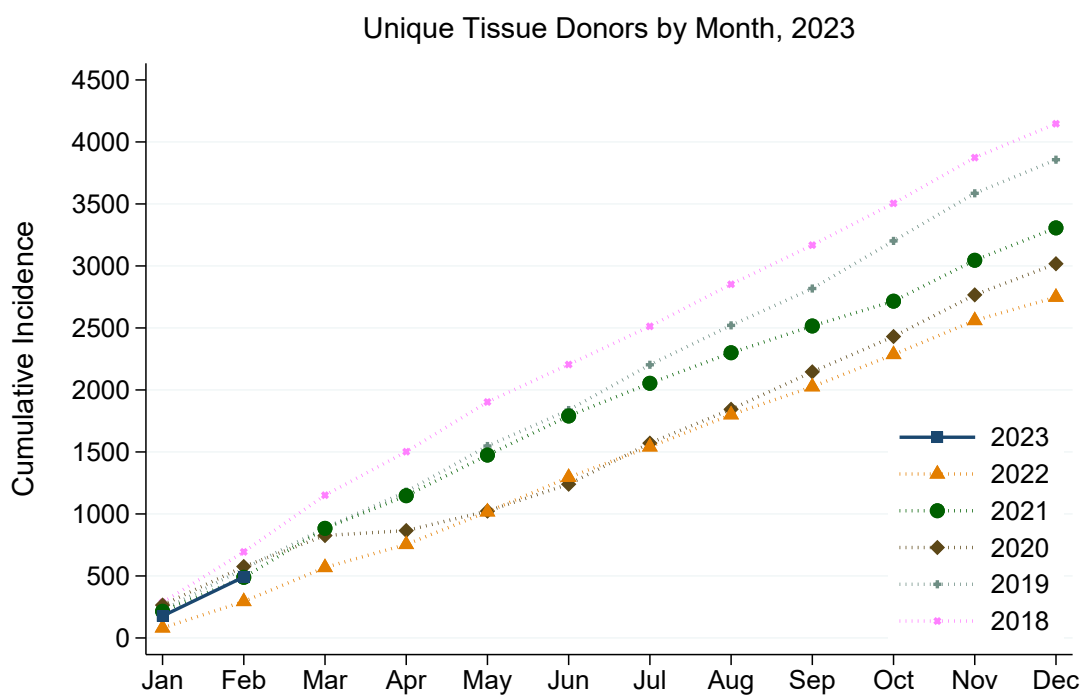


Figure 1: Unique Tissue Donors by Month, 2023

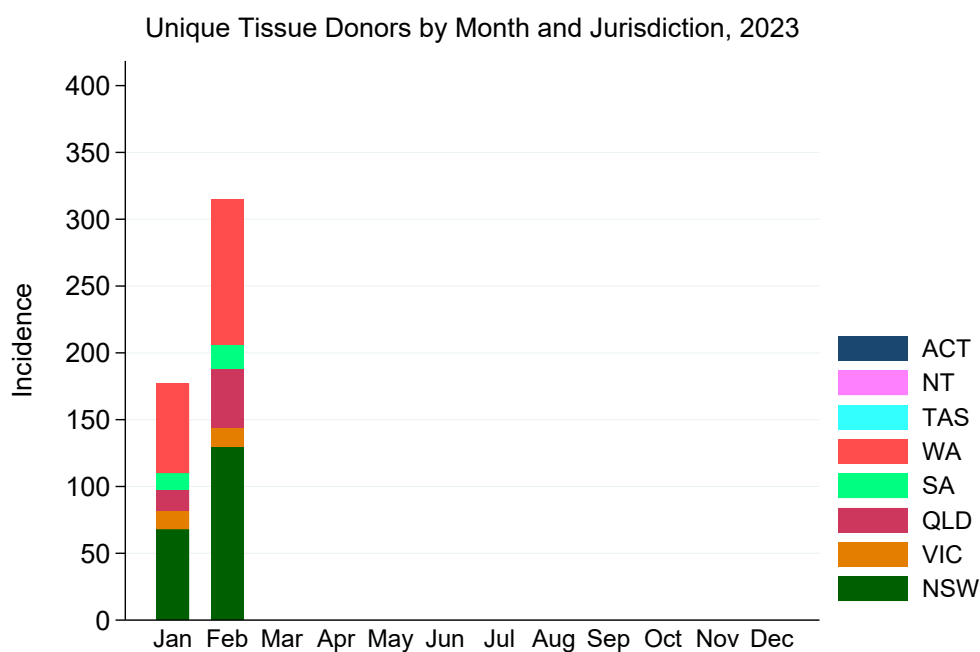


Figure 2: Unique Tissue Donors by Month and Jurisdiction, 2023

Table 1: Unique Tissue Donors by Jurisdiction of Retrieval and Month, 2023

	Jan	Feb	Mar	Apr	May	Jun	Jul	Aug	Sep	Oct	Nov	Dec	Total
NSW	68	130											198
VIC	14	14											28
QLD	16	44											60
SA	12	18											30
WA	67	109											176
TAS	0	0											0
NT	0	0											0
ACT	0	0											0
AUSTRALIA	177	315											492

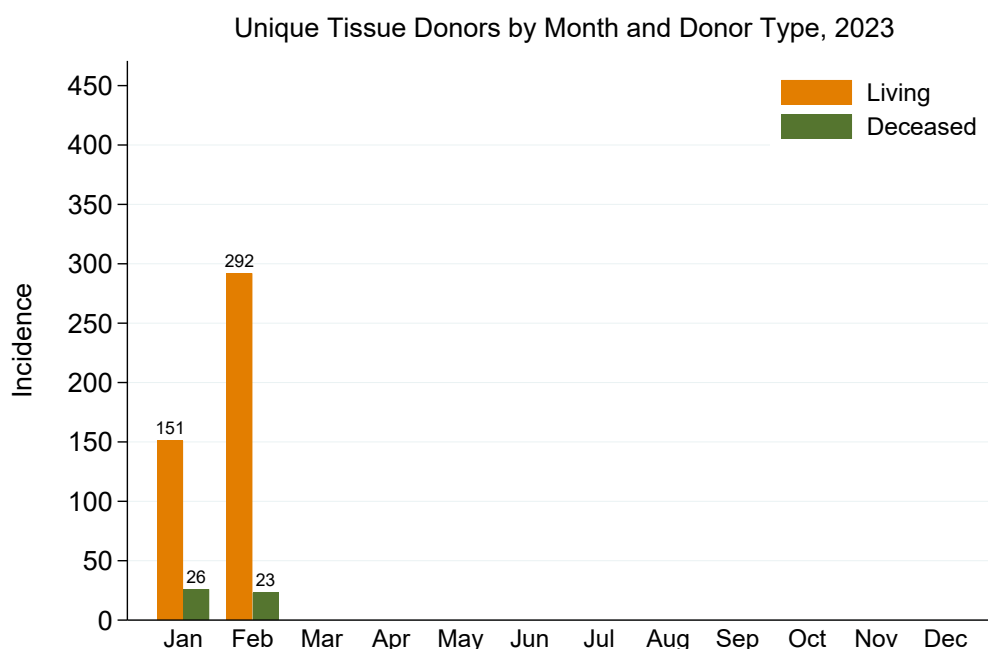


Figure 3: Unique Tissue Donors by Month and Donor Type, 2023

Table 2: Unique Living Tissue Donors by Jurisdiction of Retrieval and Month, 2023

	Jan	Feb	Mar	Apr	May	Jun	Jul	Aug	Sep	Oct	Nov	Dec	Total
NSW	61	127											188
VIC	5	7											12
QLD	9	34											43
SA	10	16											26
WA	66	108											174
TAS	0	0											0
NT	0	0											0
ACT	0	0											0
AUSTRALIA	151	292											443

Table 3: Unique Deceased Tissue Donors by Jurisdiction of Retrieval and Month, 2023

	Jan	Feb	Mar	Apr	May	Jun	Jul	Aug	Sep	Oct	Nov	Dec	Total
NSW	7	3											10
VIC	9	7											16
QLD	7	10											17
SA	2	2											4
WA	1	1											2
TAS	0	0											0
NT	0	0											0
ACT	0	0											0
AUSTRALIA	26	23											49

Eye and Tissue Donation Registry

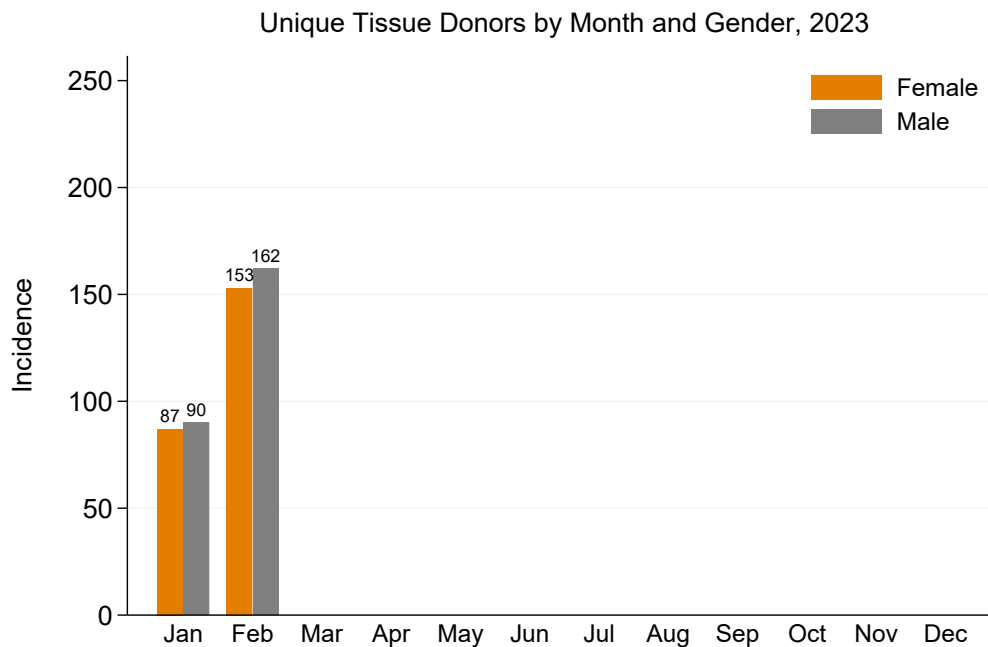


Figure 4: Unique Tissue Donors by Month and Gender, 2023

Table 4: Unique Female Tissue Donors by Jurisdiction of Retrieval and Month, 2023

	Jan	Feb	Mar	Apr	May	Jun	Jul	Aug	Sep	Oct	Nov	Dec	Total
NSW	38	71											109
VIC	6	8											14
QLD	2	14											16
SA	7	8											15
WA	34	52											86
TAS	0	0											0
NT	0	0											0
ACT	0	0											0
AUSTRALIA	87	153											240

Table 5: Unique Male Tissue Donors by Jurisdiction of Retrieval and Month, 2023

	Jan	Feb	Mar	Apr	May	Jun	Jul	Aug	Sep	Oct	Nov	Dec	Total
NSW	30	59											89
VIC	8	6											14
QLD	14	30											44
SA	5	10											15
WA	33	57											90
TAS	0	0											0
NT	0	0											0
ACT	0	0											0
AUSTRALIA	90	162											252

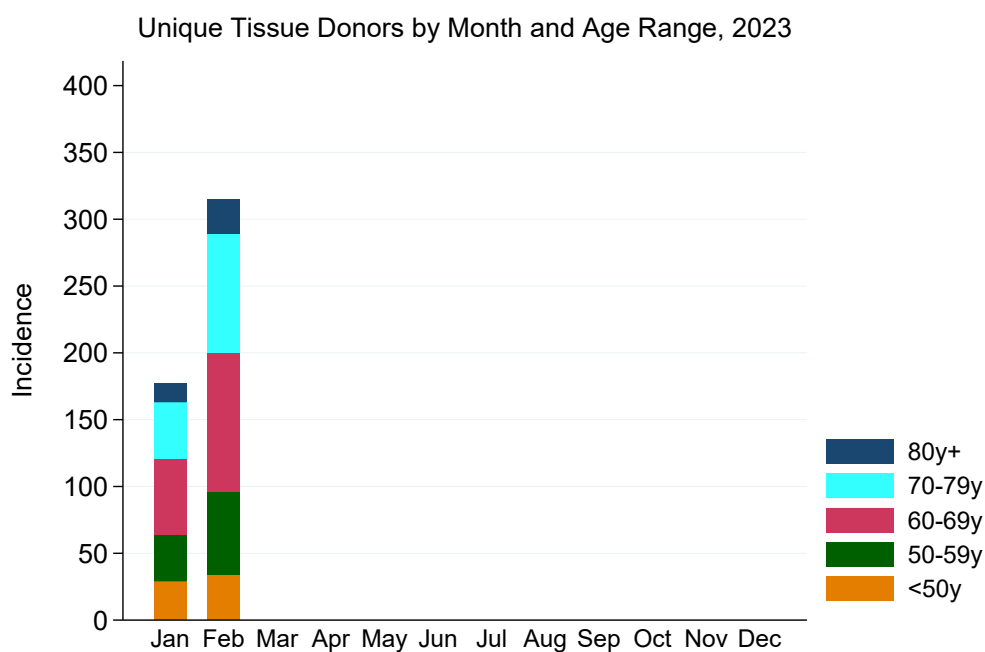


Figure 5: Unique Tissue Donors by Month and Age Range, 2023

Table 6: Unique Tissue Donors by Jurisdiction of Retrieval and Age Range, 2023

	<50y	50-59y	60-69y	70-79y	80y+	Total
NSW	29	32	57	61	19	198
VIC	5	8	9	6	0	28
QLD	11	22	24	3	0	60
SA	3	6	7	9	5	30
WA	15	29	64	52	16	176
TAS	0	0	0	0	0	0
NT	0	0	0	0	0	0
ACT	0	0	0	0	0	0
AUSTRALIA	63	97	161	131	40	492

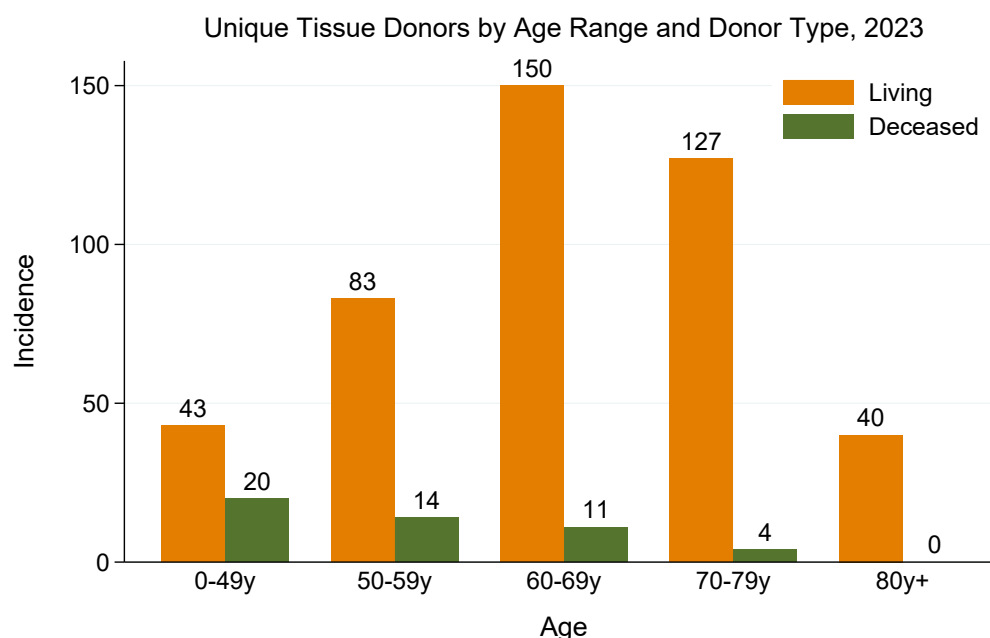


Figure 6: Unique Tissue Donors by Age Range and Donor Type, 2023

Table 7: Unique Living Tissue Donors by Jurisdiction of Retrieval and Age Range, 2023

	<50y	50–59y	60–69y	70–79y	80y+	Total
NSW	25	29	54	61	19	188
VIC	1	0	6	5	0	12
QLD	3	20	20	0	0	43
SA	1	5	6	9	5	26
WA	13	29	64	52	16	174
TAS	0	0	0	0	0	0
NT	0	0	0	0	0	0
ACT	0	0	0	0	0	0
AUSTRALIA	43	83	150	127	40	443

Table 8: Unique Deceased Tissue Donors by Jurisdiction of Retrieval and Age Range, 2023

	<50y	50–59y	60–69y	70–79y	80y+	Total
NSW	4	3	3	0	0	10
VIC	4	8	3	1	0	16
QLD	8	2	4	3	0	17
SA	2	1	1	0	0	4
WA	2	0	0	0	0	2
TAS	0	0	0	0	0	0
NT	0	0	0	0	0	0
ACT	0	0	0	0	0	0
AUSTRALIA	20	14	11	4	0	49

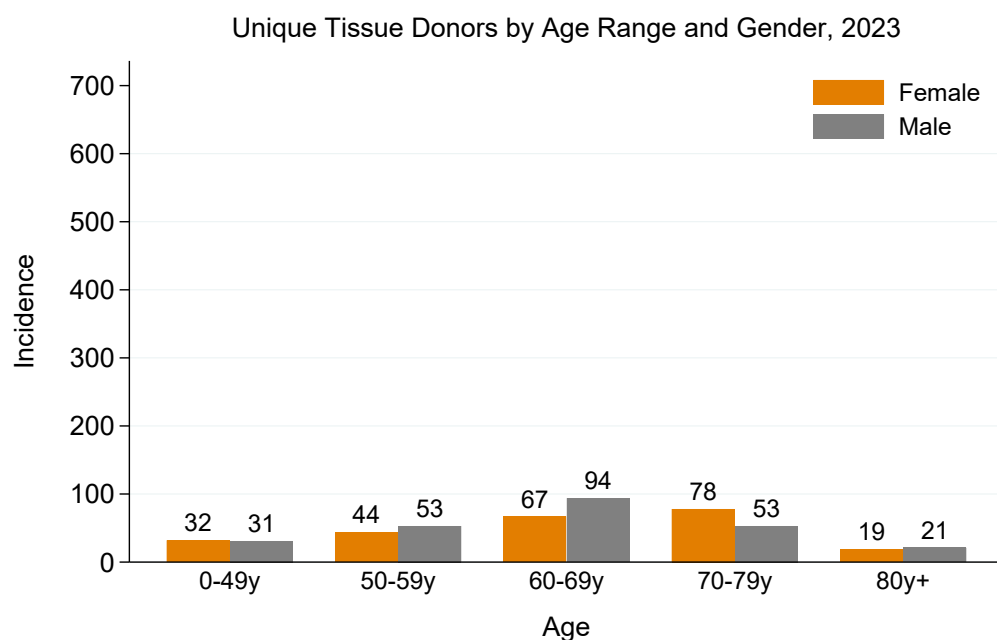


Figure 7: Unique Tissue Donors by Age Range and Gender, 2023

Table 9: Unique Female Tissue Donors by Jurisdiction of Retrieval and Age Range, 2023

	<50y	50–59y	60–69y	70–79y	80y+	Total
NSW	14	18	26	42	9	109
VIC	3	3	6	2	0	14
QLD	4	6	6	0	0	16
SA	2	3	3	5	2	15
WA	9	14	26	29	8	86
TAS	0	0	0	0	0	0
NT	0	0	0	0	0	0
ACT	0	0	0	0	0	0
AUSTRALIA	32	44	67	78	19	240

Table 10: Unique Male Tissue Donors by Jurisdiction of Retrieval and Age Range, 2023

	<50y	50–59y	60–69y	70–79y	80y+	Total
NSW	15	14	31	19	10	89
VIC	2	5	3	4	0	14
QLD	7	16	18	3	0	44
SA	1	3	4	4	3	15
WA	6	15	38	23	8	90
TAS	0	0	0	0	0	0
NT	0	0	0	0	0	0
ACT	0	0	0	0	0	0
AUSTRALIA	31	53	94	53	21	252

Eye and Tissue Donation Registry

3.2 Eye Donors

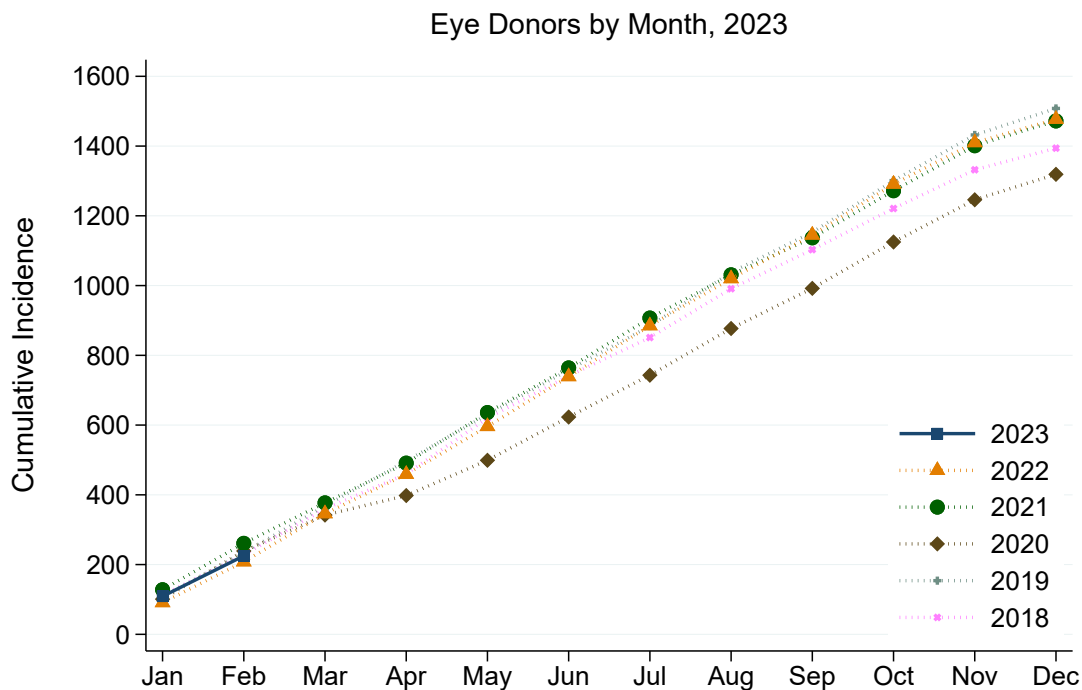


Figure 8: Eye Donors by Month, 2023

Note: The total number of eye donors for January 2020 has increased by 1 due to revision of data provided to the Eye and Tissue Donation Registry.

Eye and Tissue Donation Registry

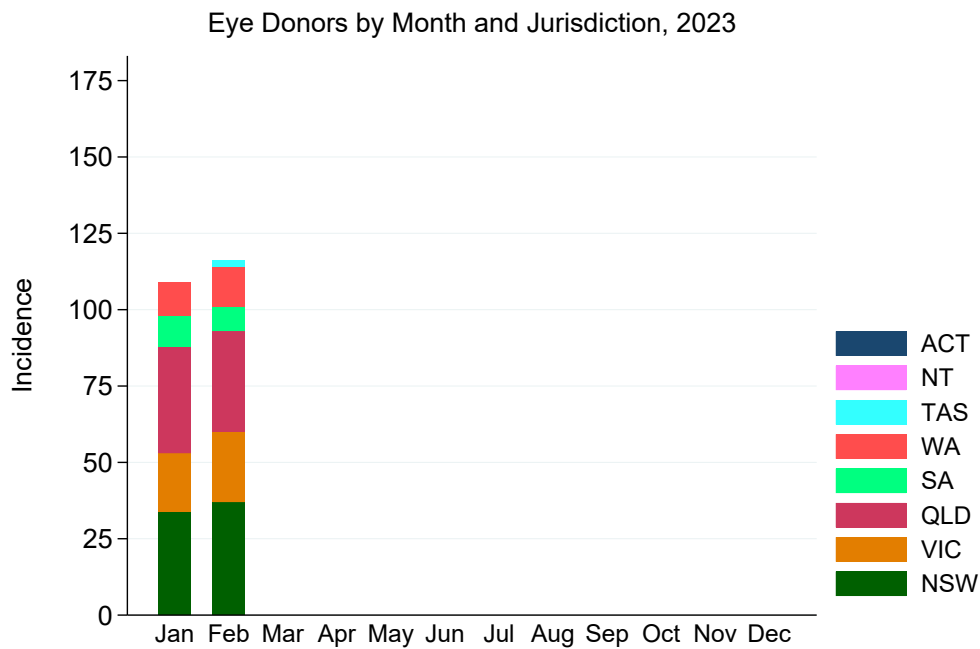


Figure 9: Eye Donors by Month and Jurisdiction, 2023

Table 11: Eye Donors by Jurisdiction of Retrieval and Month, 2023

	Jan	Feb	Mar	Apr	May	Jun	Jul	Aug	Sep	Oct	Nov	Dec	Total
NSW	34	37											71
VIC	19	23											42
QLD	35	33											68
SA	10	8											18
WA	11	13											24
TAS	0	2											2
NT	0	0											0
ACT	0	0											0
AUSTRALIA	109	116											225

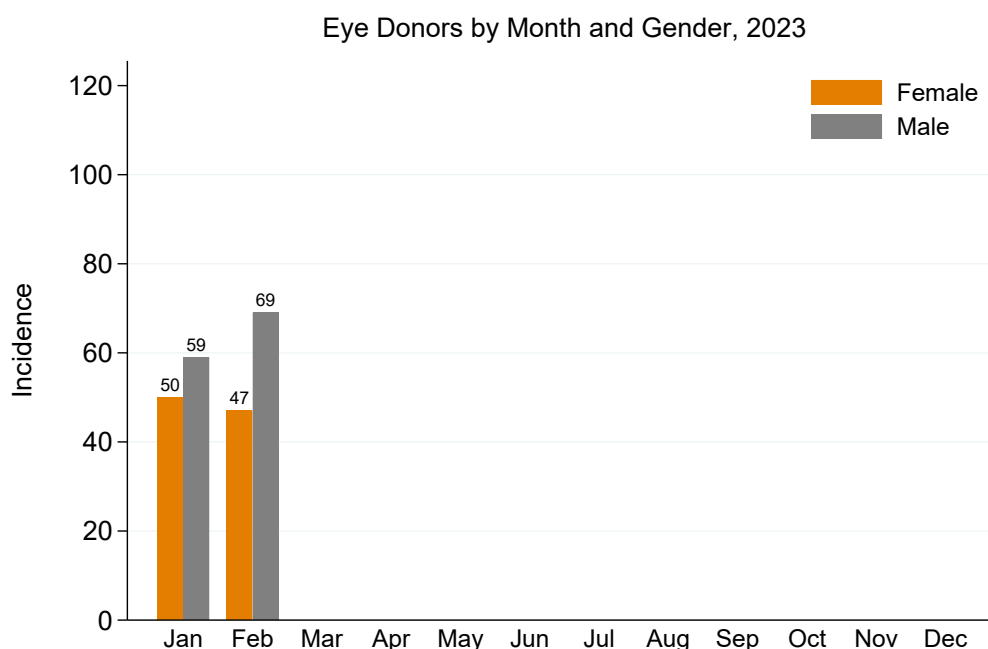


Figure 10: Eye Donors by Month and Gender, 2023

Table 12: Female Eye Donors by Jurisdiction of Retrieval and Month, 2023

	Jan	Feb	Mar	Apr	May	Jun	Jul	Aug	Sep	Oct	Nov	Dec	Total
NSW	16	16											32
VIC	10	11											21
QLD	14	13											27
SA	6	1											7
WA	4	5											9
TAS	0	1											1
NT	0	0											0
ACT	0	0											0
AUSTRALIA	50	47											97

Table 13: Male Eye Donors by Jurisdiction of Retrieval and Month, 2023

	Jan	Feb	Mar	Apr	May	Jun	Jul	Aug	Sep	Oct	Nov	Dec	Total
NSW	18	21											39
VIC	9	12											21
QLD	21	20											41
SA	4	7											11
WA	7	8											15
TAS	0	1											1
NT	0	0											0
ACT	0	0											0
AUSTRALIA	59	69											128

Eye and Tissue Donation Registry

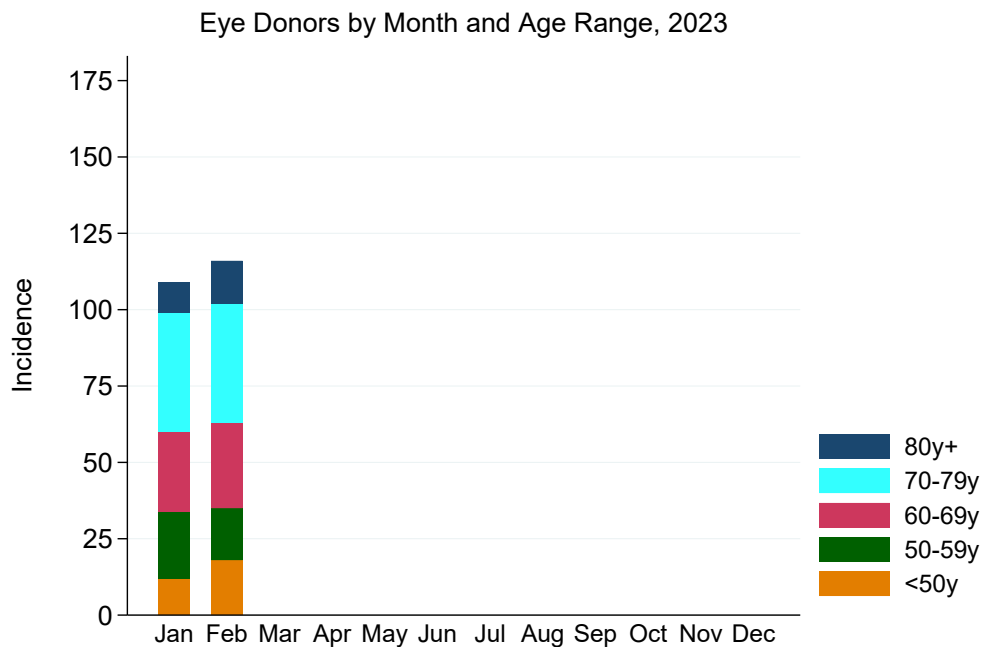


Figure 11: Eye Donors by Month and Age Range, 2023

Table 14: Eye Donors by Jurisdiction of Retrieval and Age Range, 2023

	<50y	50-59y	60-69y	70-79y	80y+	Total
NSW	4	10	14	27	16	71
VIC	6	10	9	16	1	42
QLD	12	9	17	23	7	68
SA	1	3	8	6	0	18
WA	7	6	5	6	0	24
TAS	0	1	1	0	0	2
NT	0	0	0	0	0	0
ACT	0	0	0	0	0	0
AUSTRALIA	30	39	54	78	24	225

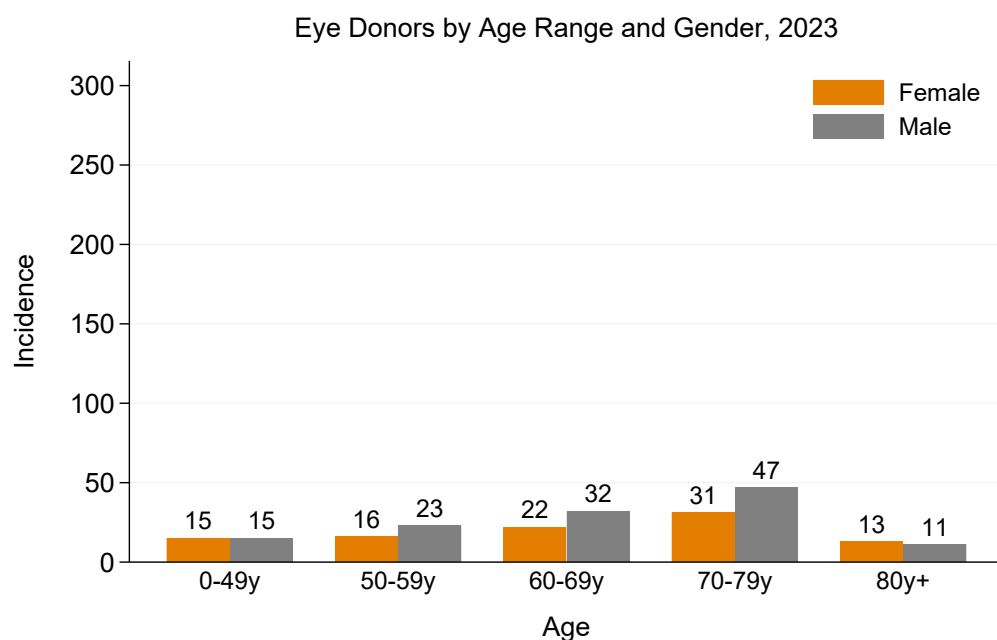


Figure 12: Eye Donors by Age Range and Gender, 2023

Table 15: Female Eye Donors by Jurisdiction of Retrieval and Age Range, 2023

	<50y	50-59y	60-69y	70-79y	80y+	Total
NSW	1	5	3	14	9	32
VIC	4	4	7	5	1	21
QLD	6	4	7	7	3	27
SA	1	1	3	2	0	7
WA	3	1	2	3	0	9
TAS	0	1	0	0	0	1
NT	0	0	0	0	0	0
ACT	0	0	0	0	0	0
AUSTRALIA	15	16	22	31	13	97

Table 16: Male Eye Donors by Jurisdiction of Retrieval and Age Range, 2023

	<50y	50-59y	60-69y	70-79y	80y+	Total
NSW	3	5	11	13	7	39
VIC	2	6	2	11	0	21
QLD	6	5	10	16	4	41
SA	0	2	5	4	0	11
WA	4	5	3	3	0	15
TAS	0	0	1	0	0	1
NT	0	0	0	0	0	0
ACT	0	0	0	0	0	0
AUSTRALIA	15	23	32	47	11	128

Eye and Tissue Donation Registry

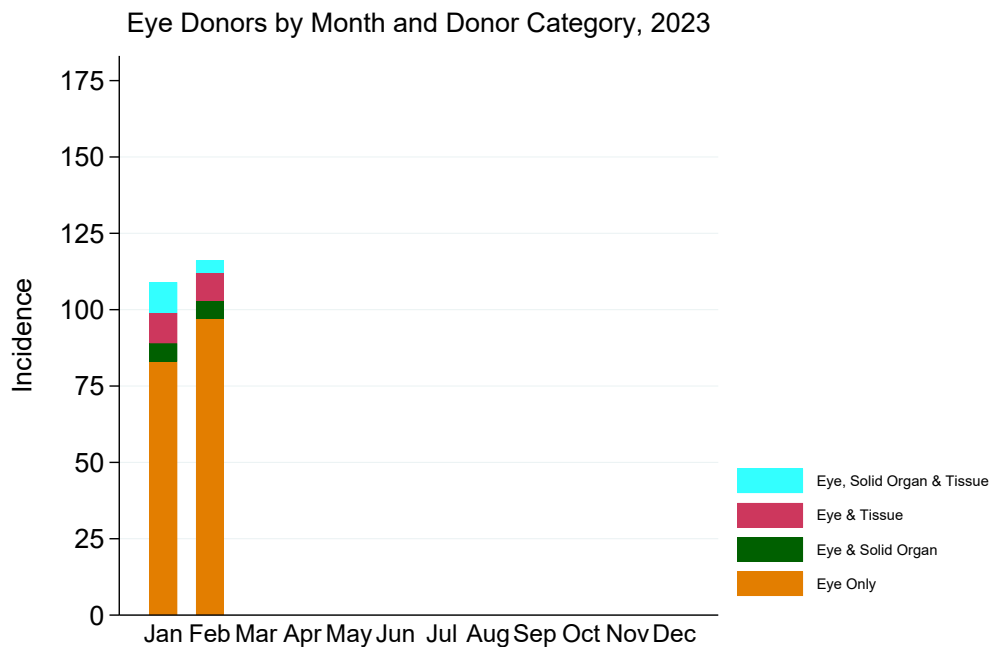


Figure 13: Eye Donors by Month and Donor Category, 2023

Table 17: Eye Donors by Jurisdiction of Retrieval and Donor Category, 2023

	Eye Only	Eye and Solid Organ	Eye and Tissue	Eye, Solid Organ and Tissue
NSW	63	2	2	4
VIC	28	3	7	4
QLD	51	3	10	4
SA	16	1	0	1
WA	21	2	0	1
TAS	1	1	0	0
AUSTRALIA	180	12	19	14

4 Tissue Donations

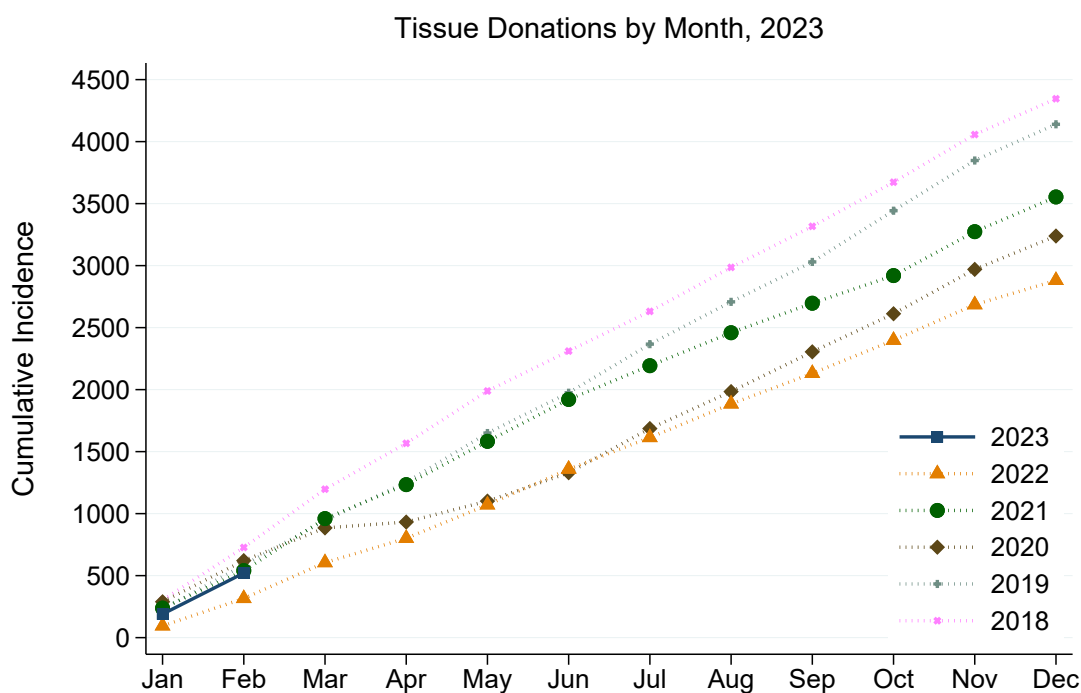


Figure 14: Tissue Donations by Month, 2023

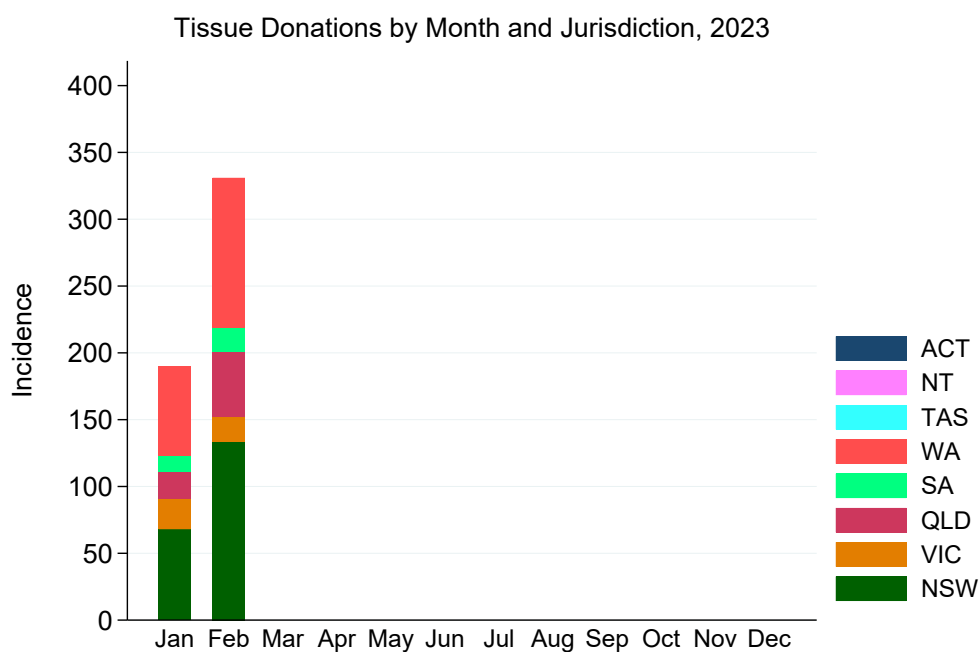


Figure 15: Tissue Donations by Month and Jurisdiction, 2023

Table 18: Tissue Donations by Jurisdiction of Retrieval and Month, 2023

	Jan	Feb	Mar	Apr	May	Jun	Jul	Aug	Sep	Oct	Nov	Dec	Total
NSW	68	134											202
VIC	23	18											41
QLD	20	49											69
SA	12	18											30
WA	67	112											179
TAS	0	0											0
NT	0	0											0
ACT	0	0											0
AUSTRALIA	190	331											521

Eye and Tissue Donation Registry

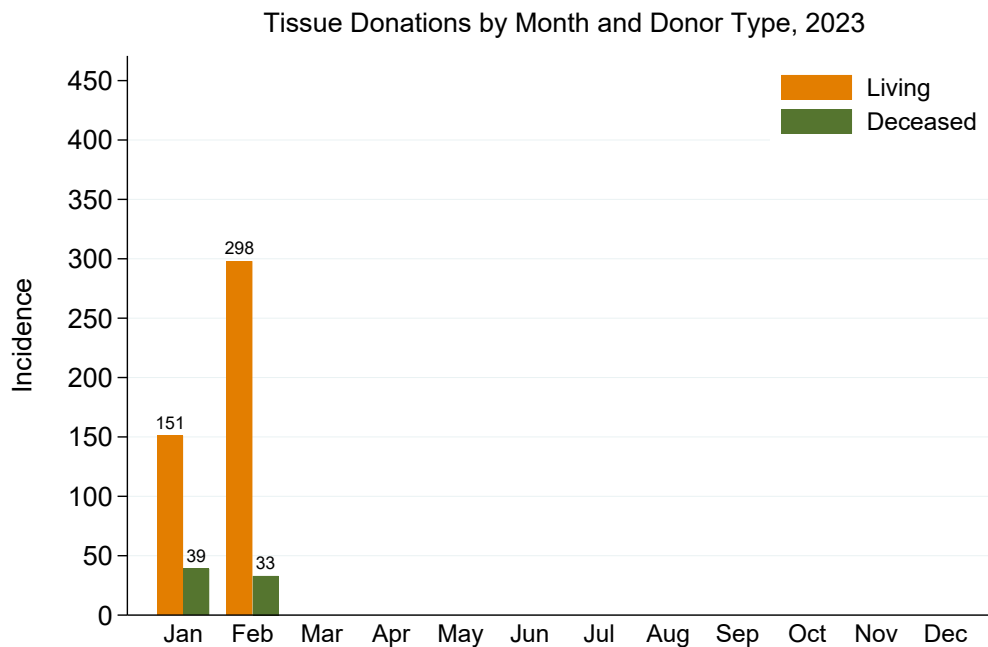


Figure 16: Tissue Donations by Month and Donor Type, 2023

Table 19: Living Tissue Donations by Jurisdiction of Retrieval and Month, 2023

	Jan	Feb	Mar	Apr	May	Jun	Jul	Aug	Sep	Oct	Nov	Dec	Total
NSW	61	130											191
VIC	5	7											12
QLD	9	34											43
SA	10	16											26
WA	66	111											177
TAS	0	0											0
NT	0	0											0
ACT	0	0											0
AUSTRALIA	151	298											449

Eye and Tissue Donation Registry

Table 20: Living Tissue Donations by Jurisdiction of Retrieval and Tissue Type, 2023

	Amnion	Cardiovascular	Musculoskeletal
NSW	5	7	179
VIC	0	1	11
QLD	0	0	43
SA	0	0	26
WA	0	0	177
TAS	0	0	0
NT	0	0	0
ACT	0	0	0
AUSTRALIA	5	8	436

Table 21: Deceased Tissue Donations by Jurisdiction of Retrieval and Month, 2023

	Jan	Feb	Mar	Apr	May	Jun	Jul	Aug	Sep	Oct	Nov	Dec	Total
NSW	7	4											11
VIC	18	11											29
QLD	11	15											26
SA	2	2											4
WA	1	1											2
TAS	0	0											0
NT	0	0											0
ACT	0	0											0
AUSTRALIA	39	33											72

Table 22: Deceased Tissue Donations by Jurisdiction of Retrieval and Donor Category, 2023

	Solid Organ/Tissue				Tissue Only				Total			
	cv	ms	skin	pi	cv	ms	skin	pi	cv	ms	skin	pi
NSW	7	2	0	0	0	2	0	0	7	4	0	0
VIC	3	3	4	0	2	8	9	0	5	11	13	0
QLD	4	2	1	0	0	11	8	0	4	13	9	0
SA	4	0	0	0	0	0	0	0	4	0	0	0
WA	0	1	0	1	0	0	0	0	0	1	0	1
TAS	0	0	0	0	0	0	0	0	0	0	0	0
NT	0	0	0	0	0	0	0	0	0	0	0	0
ACT	0	0	0	0	0	0	0	0	0	0	0	0
AUSTRALIA	18	8	5	1	2	21	17	0	20	29	22	1

Eye and Tissue Donation Registry

Table 23: Intended Solid Organ Donor Who Became Eyes and Tissue Donors, 2023

	Eye Only	Tissue Only	Eye and Tissue
NSW	0	0	0
VIC	1	1	1
QLD	0	0	0
SA	0	0	0
WA	0	0	0
TAS	0	0	0
NT	0	0	0
ACT	0	0	0
AUSTRALIA	1	1	1

Eye and Tissue Donation Registry

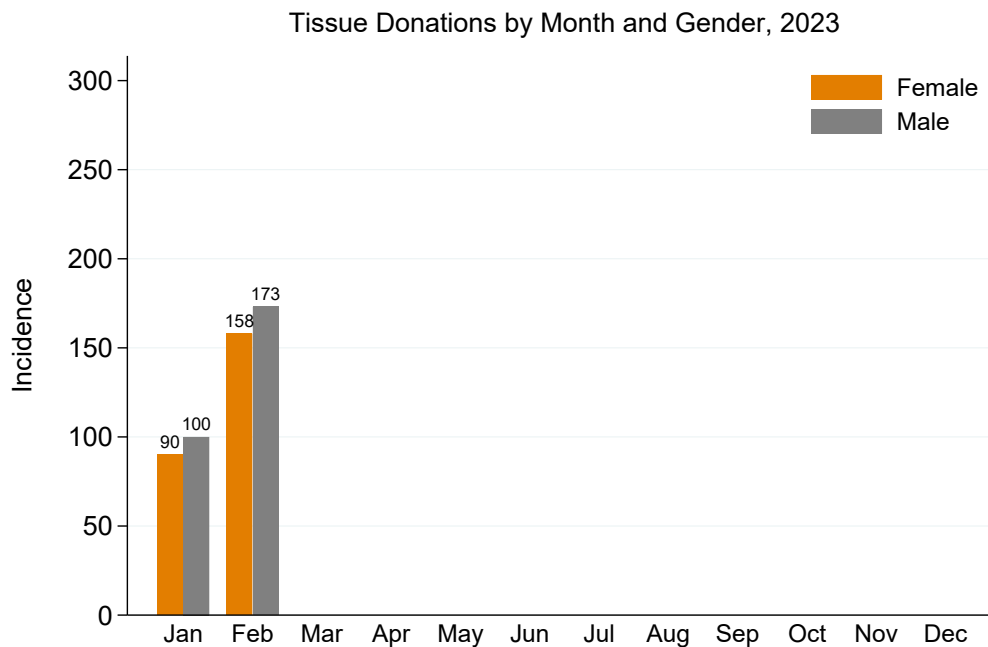


Figure 17: Tissue Donations by Month and Gender, 2023

Table 24: Female Tissue Donations by Jurisdiction of Retrieval and Month, 2023

	Jan	Feb	Mar	Apr	May	Jun	Jul	Aug	Sep	Oct	Nov	Dec	Total
NSW	38	73											111
VIC	9	10											19
QLD	2	14											16
SA	7	8											15
WA	34	53											87
TAS	0	0											0
NT	0	0											0
ACT	0	0											0
AUSTRALIA	90	158											248

Table 25: Male Tissue Donations by Jurisdiction of Retrieval and Month, 2023

	Jan	Feb	Mar	Apr	May	Jun	Jul	Aug	Sep	Oct	Nov	Dec	Total
NSW	30	61											91
VIC	14	8											22
QLD	18	35											53
SA	5	10											15
WA	33	59											92
TAS	0	0											0
NT	0	0											0
ACT	0	0											0
AUSTRALIA	100	173											273

5 Notified Tissue Grafts Implanted

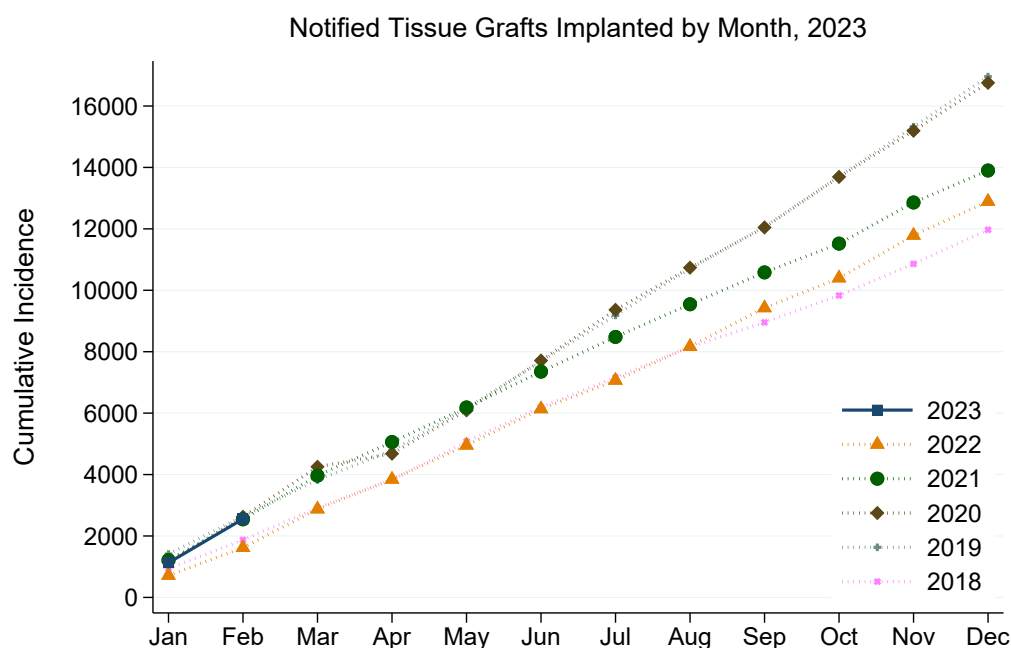


Figure 18: Notified Tissue Grafts Implanted by Month, 2023

Table 26: Notified Tissue Grafts Implanted by Jurisdiction of Retrieving Bank and Month, 2023

	Jan	Feb	Mar	Apr	May	Jun	Jul	Aug	Sep	Oct	Nov	Dec	Total
NSW	516	791											1307
VIC	389	336											725
QLD	124	178											302
SA	6	3											9
WA	92	120											212
TAS	0	0											0
NT	0	0											0
ACT	0	0											0
AUSTRALIA	1127	1428											2555

Eye and Tissue Donation Registry

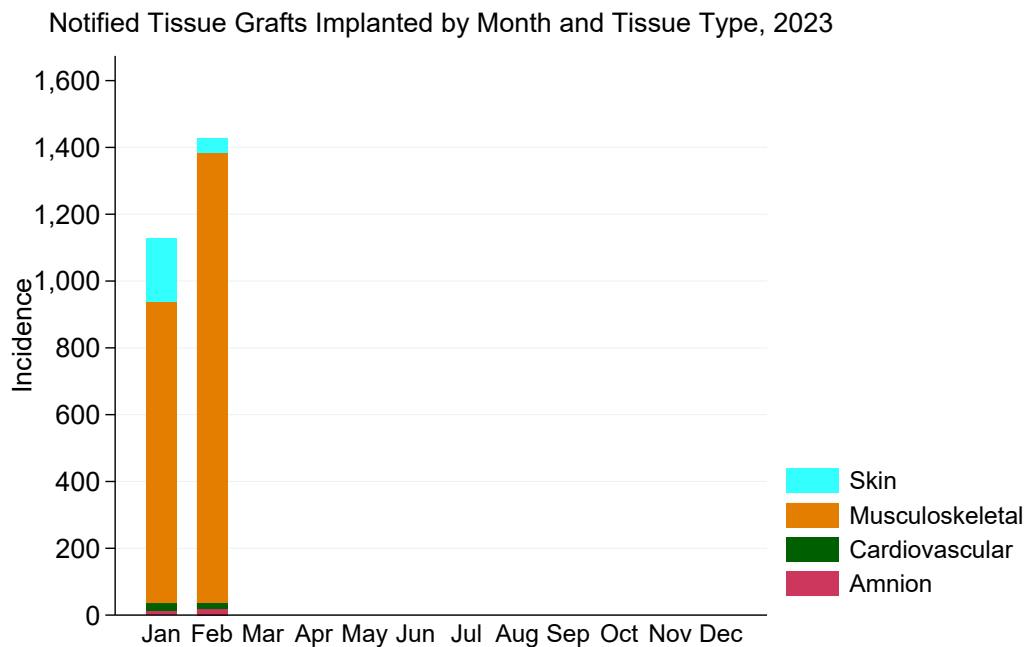


Figure 19: Notified Tissue Grafts Implanted by Month and Tissue Type, 2023

Table 27: Notified Tissue Grafts Implanted by Jurisdiction of Retrieving Bank and Tissue Type, 2023

	Amnion	Cardiovascular	Musculoskeletal	Skin
NSW	33	40	1234	0
VIC	0	1	493	231
QLD	0	0	302	0
SA	0	0	9	0
WA	0	0	212	0
AUSTRALIA	33	41	2250	231

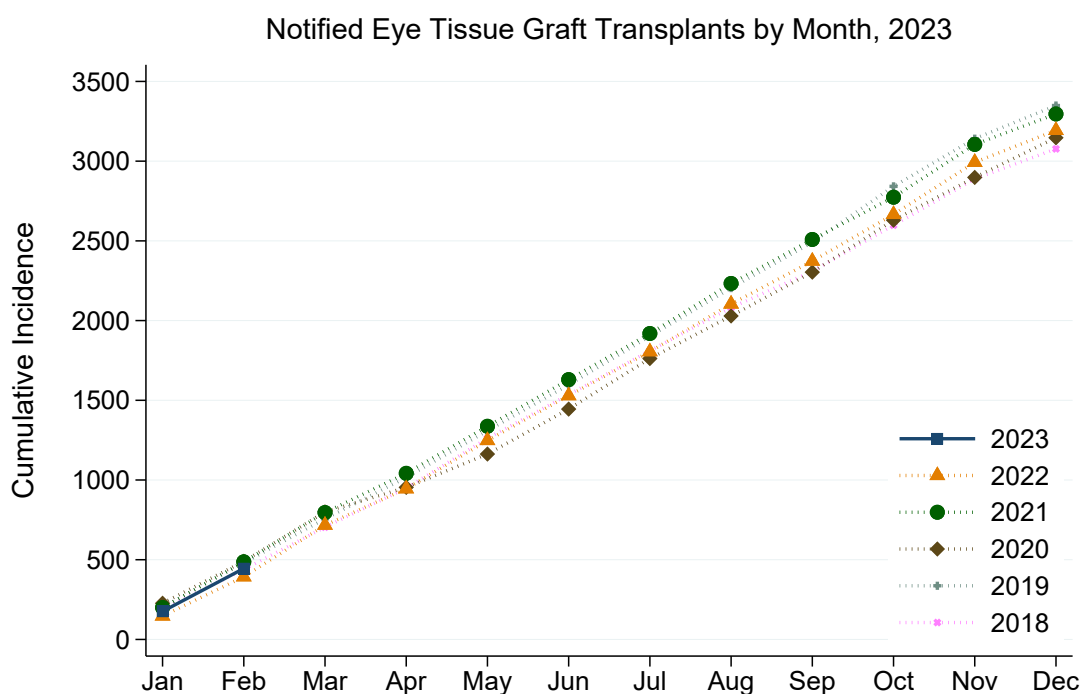


Figure 20: Notified Eye Tissue Graft Transplants by Month, 2023

Table 28: Notified Eye Tissue Graft Transplants by Jurisdiction of Retrieving Bank and Month, 2023

	Jan	Feb	Mar	Apr	May	Jun	Jul	Aug	Sep	Oct	Nov	Dec	Total
NSW	43	83											126
VIC	33	55											88
QLD	53	76											129
SA	19	17											36
WA	21	33											54
TAS	6	4											10
NT	0	0											0
ACT	1	1											2
AUSTRALIA	176	269											445

Eye and Tissue Donation Registry

Table 29: Cornea Graft Transplants by Jurisdiction of Retrieving Bank and Month, 2023

	Jan	Feb	Mar	Apr	May	Jun	Jul	Aug	Sep	Oct	Nov	Dec	Total
NSW	35	60											95
VIC	13	33											46
QLD	42	59											101
SA	17	17											34
WA	15	20											35
TAS	4	4											8
NT	0	0											0
ACT	0	1											1
AUSTRALIA	126	194											320

Table 30: Sclera Unit Graft Transplants by Jurisdiction of Retrieving Bank and Month, 2023

	Jan	Feb	Mar	Apr	May	Jun	Jul	Aug	Sep	Oct	Nov	Dec	Total
NSW	8	23											31
VIC	20	22											42
QLD	11	17											28
SA	2	0											2
WA	6	13											19
TAS	2	0											2
NT	0	0											0
ACT	1	0											1
AUSTRALIA	50	75											125

6 Notified Tissue Graft Recipients

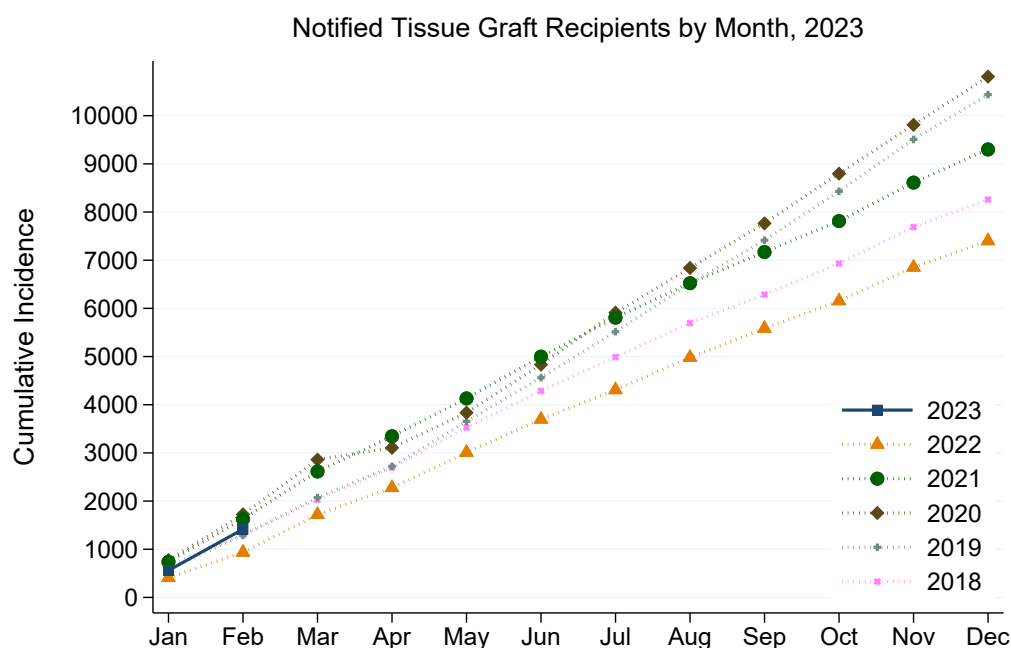


Figure 21: Notified Tissue Graft Recipients by Month, 2023

Table 31: Notified Tissue Graft Recipients by Jurisdiction of Retrieving Bank and Month, 2023

	Jan	Feb	Mar	Apr	May	Jun	Jul	Aug	Sep	Oct	Nov	Dec	Total
NSW	337	541											878
VIC	122	167											289
QLD	56	91											147
SA	4	3											7
WA	41	53											94
TAS	0	0											0
NT	0	0											0
ACT	0	0											0
AUSTRALIA	560	855											1415

Eye and Tissue Donation Registry

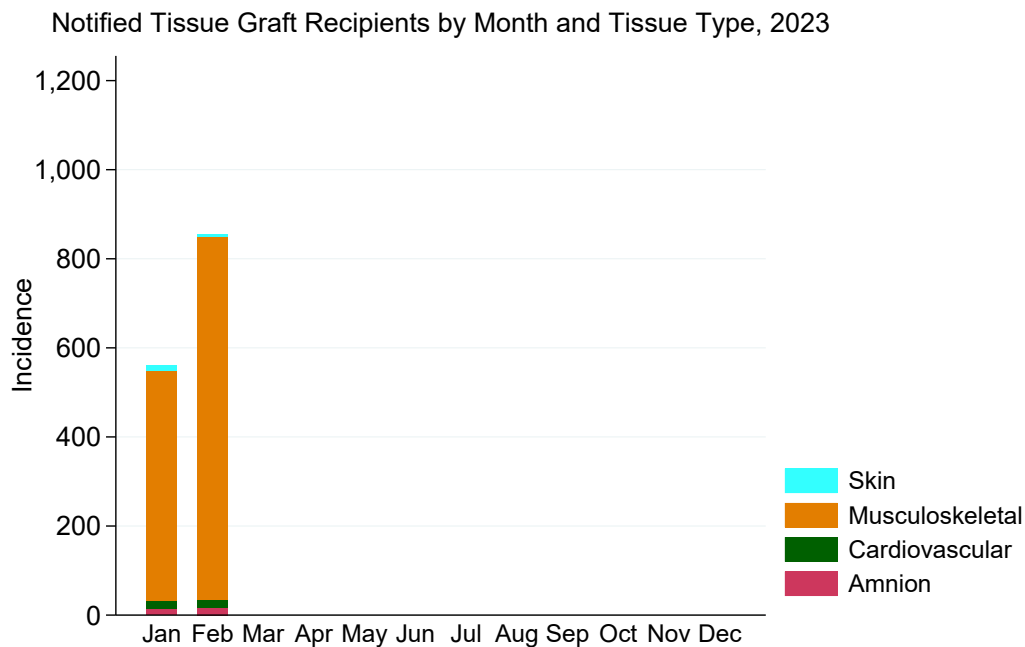


Figure 22: Notified Tissue Graft Recipients by Month and Tissue Type, 2023

Table 32: Notified Tissue Graft Recipients by Jurisdiction of Retrieving Bank and Tissue Type, 2023

	Amnion	Cardiovascular	Musculoskeletal	Skin
NSW	31	37	810	0
VIC	0	1	270	18
QLD	0	0	147	0
SA	0	0	7	0
WA	0	0	94	0
AUSTRALIA	31	38	1328	18

Eye and Tissue Donation Registry

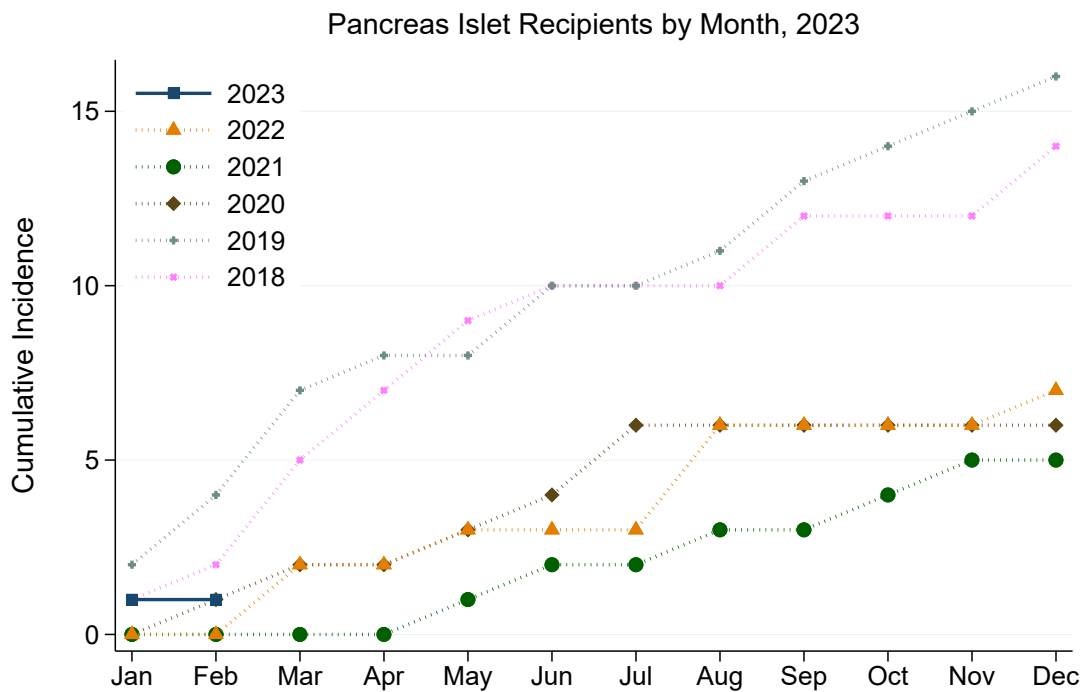


Figure 23: Pancreas Islet Recipients by Month, 2023

Table 33: Pancreas Islet Graft Recipients by Transplant Jurisdiction and Month, 2023

	Jan	Feb	Mar	Apr	May	Jun	Jul	Aug	Sep	Oct	Nov	Dec	Total
NSW	0	0											0
VIC	1	0											1
QLD	0	0											0
SA	0	0											0
WA	0	0											0
TAS	0	0											0
NT	0	0											0
ACT	0	0											0
AUSTRALIA	1	0											1

7 Glossary and Definitions

- 1 *Amnion (am)* – is the innemost layer of the embryonic membranes.
- 2 *Cardiovascular tissue (cv)* – includes, but not limited to, heart valves, pericardium and annexed vessels.
- 3 *Cornea* – The cornea is the transparent anterior tissue of the eyeball consisting of many layers.
- 4 *Deceased solid organ and tissue donation* – identifies a donation event where one or more solid organs and tissues are retrieved from a deceased donor. Data has been crosschecked with the solid organ and tissue sector to ensure the donor has met the deceased solid organ and tissue donation criteria.
- 5 *Deceased tissue donation* – identifies a donation event where one or more tissues are retrieved from a deceased donor and can comprise of musculoskeletal, cardiovascular, skin or eye tissue.
- 6 *Donation event*
 - A single retrieval event, within a calendar day, where a living donor can donate one or more musculoskeletal, cardiovascular, or amnion tissues.
 - Retrieval from deceased donors of solid organ, tissue and/or eyes that may occur on differing days but after the donor declaration of death date.
- 7 *Eye only donor* – A deceased donor where eye only retrieval has taken place. A donor is counted as an eye only donor if 2 whole eyes, 2 corneas only, one eye or one cornea only is retrieved. Outcomes of donated eye tissue are not limited to transplantation.
- 8 *Eye and solid organ (and tissue) donor* – A deceased donor where eye and solid organ retrieval has taken place. These donors may or may not have donated an additional tissue(s) e.g. musculoskeletal, cardiovascular or skin. Data has been crosschecked with the solid organ and tissue sector to confirm the donation event and donor classification.
- 9 *Eye and tissue only donor* – A deceased donor where eye and an additional tissue(s) e.g. musculoskeletal, cardiovascular or skin has taken place. Data has been crosschecked with the tissue sector to confirm the donation event and donor classification.
- 10 *Eye tissue donation* – Unless otherwise specified all donors undergo retrieval of both whole eyes or both corneas. This means the number of eye tissue donations can be calculated by doubling the amount of total eye donors.
- 11 *Eye tissue graft transplants* – Corneal or scleral tissue transplanted into an eye tissue recipient within the reporting time period.
- 12 *Eye tissue recipient* – Unless otherwise specified the number of eye tissue recipients is equal to the number of eye tissue graft transplants (consistent with EBAANZ).
- 13 *Living tissue donation* – identifies a donation event where one or more tissues are retrieved from a living donor. Living tissue can be amnion, cardiovascular, but is vastly comprised of donated femoral heads (bone) retrieved during hip replacement surgery. A living musculoskeletal donor can donate one femoral head during one donation event, two femoral heads during one donation event or one femoral head during two separate donation events.
- 14 *Musculoskeletal tissue (ms)* – includes, but not limited to, bone, cartilage and tendon retrieved from areas such as the pelvis, arm and leg.

Eye and Tissue Donation Registry

- 15 *Notified tissue graft implants* – Number of tissue grafts supplied and confirmed by the hospital to the distributing tissue bank to have been implanted. One tissue graft recipient may receive multiple graft implants.
- 16 *Notified tissue graft recipients* – The number of tissue graft recipients, confirmed by the hospital to the distributing bank, who receive one or more graft implants during a single tissue transplant event.
- 17 *Pancreas islet (pi)* – A multicellular structure within the pancreas that maintains normal blood glucose level within the body.
- 18 *Sclera unit* – A unit of the protective outer layer of the eyeball, used for transplantation during ocular surgery.
- 19 *Skin tissue (sk)* – includes, but not limited to, split thickness skin (epidermis and upper part of the dermis), of varying size.
- 20 *Tissue transplant event*
 - A single tissue transplant event occurs when a tissue graft recipient receives 1 or more tissue grafts on a single occasion. This will be counted as one tissue graft recipient, one tissue transplant event.
 - If a tissue graft recipient receives 1 or more tissue grafts during multiple tissue transplant events, this will be counted as one tissue graft recipient *for each tissue transplant event*.
- 21 *Unique donor* – A deceased or living donor who donates one or more tissue(s) during a single donation event.

8 Contributors

NSW:

- Australian Tissue Donation Network
- Hunter New England Bone Bank
- Lions NSW Eye Bank
- NSW Bone Bank
- Rachel Forster Bone Bank
- Sydney Heart Valve Bank

VIC:

- Barwon Health Bone Bank
- Donor Tissue Bank of Victoria
- Lions Eye Donation Service

QLD:

- QLD Tissue Bank

SA:

- Eye Bank of SA
- SA Tissue Bank

WA:

- Lions Eye Bank WA
- PlusLife (Perth Bone and Tissue Bank)

ACT:

- DonateLife ACT

Special acknowledgement to the BAA and the EBAANZ for their comments.