



# Eye and Tissue Donation in Australia

## Monthly Report

### October 2022

### Preliminary Data

Data collected from Australian Eye and Tissue Banks  
This report supersedes any monthly interim summaries previously released for 2022

Produced 21 November 2022 5:29 PM  
Data Received by ANZOD up to 20 November 2022

## Contents

1	Acknowledgements . . . . .	4
2	Counting Methodology . . . . .	5
3	Eye and Tissue Donors . . . . .	6
3.1	Unique Tissue Donors . . . . .	6
3.2	Eye Donors . . . . .	13
4	Tissue Donations . . . . .	19
5	Notified Tissue Grafts Implanted . . . . .	25
6	Notified Tissue Graft Recipients . . . . .	29
7	Glossary and Definitions . . . . .	32
8	Contributors . . . . .	34

## List of Figures

1	Unique Tissue Donors by Month, 2022 . . . . .	6
2	Unique Tissue Donors by Month and Jurisdiction, 2022 . . . . .	7
3	Unique Tissue Donors by Month and Donor Type, 2022 . . . . .	8
4	Unique Tissue Donors by Month and Gender, 2022 . . . . .	9
5	Unique Tissue Donors by Month and Age Range, 2022 . . . . .	10
6	Unique Tissue Donors by Age Range and Donor Type, 2022 . . . . .	11
7	Unique Tissue Donors by Age Range and Gender, 2022 . . . . .	12
8	Eye Donors by Month, 2022 . . . . .	13
9	Eye Donors by Month and Jurisdiction, 2022 . . . . .	14
10	Eye Donors by Month and Gender, 2022 . . . . .	15
11	Eye Donors by Month and Age Range, 2022 . . . . .	16
12	Eye Donors by Age Range and Gender, 2022 . . . . .	17
13	Eye Donors by Month and Donor Category, 2022 . . . . .	18
14	Tissue Donations by Month, 2022 . . . . .	19
15	Tissue Donations by Month and Jurisdiction, 2022 . . . . .	20
16	Tissue Donations by Month and Donor Type, 2022 . . . . .	21
17	Tissue Donations by Month and Gender, 2022 . . . . .	24
18	Notified Tissue Grafts Implanted by Month, 2022 . . . . .	25
19	Notified Tissue Grafts Implanted by Month and Tissue Type, 2022 . . . . .	26
20	Notified Eye Tissue Graft Transplants by Month, 2022 . . . . .	27
21	Notified Tissue Graft Recipients by Month, 2022 . . . . .	29
22	Notified Tissue Graft Recipients by Month and Tissue Type, 2022 . . . . .	30
23	Pancreas Islet Recipients by Month, 2022 . . . . .	31

## List of Tables

1	Unique Tissue Donors by Jurisdiction of Retrieval and Month, 2022 . . . . .	7
2	Unique Living Tissue Donors by Jurisdiction of Retrieval and Month, 2022 . . . . .	8
3	Unique Deceased Tissue Donors by Jurisdiction of Retrieval and Month, 2022 . . . . .	8
4	Unique Female Tissue Donors by Jurisdiction of Retrieval and Month, 2022 . . . . .	9
5	Unique Male Tissue Donors by Jurisdiction of Retrieval and Month, 2022 . . . . .	9
6	Unique Tissue Donors by Jurisdiction of Retrieval and Age Range, 2022 . . . . .	10
7	Unique Living Tissue Donors by Jurisdiction of Retrieval and Age Range, 2022 . . . . .	11
8	Unique Deceased Tissue Donors by Jurisdiction of Retrieval and Age Range, 2022 . . . . .	11
9	Unique Female Tissue Donors by Jurisdiction of Retrieval and Age Range, 2022 . . . . .	12
10	Unique Male Tissue Donors by Jurisdiction of Retrieval and Age Range, 2022 . . . . .	12
11	Eye Donors by Jurisdiction of Retrieval and Month, 2022 . . . . .	14
12	Female Eye Donors by Jurisdiction of Retrieval and Month, 2022 . . . . .	15
13	Male Eye Donors by Jurisdiction of Retrieval and Month, 2022 . . . . .	15
14	Eye Donors by Jurisdiction of Retrieval and Age Range, 2022 . . . . .	16
15	Female Eye Donors by Jurisdiction of Retrieval and Age Range, 2022 . . . . .	17
16	Male Eye Donors by Jurisdiction of Retrieval and Age Range, 2022 . . . . .	17
17	Eye Donors by Jurisdiction of Retrieval and Donor Category, 2022 . . . . .	18
18	Tissue Donations by Jurisdiction of Retrieval and Month, 2022 . . . . .	20
19	Living Tissue Donations by Jurisdiction of Retrieval and Month, 2022 . . . . .	21
20	Living Tissue Donations by Jurisdiction of Retrieval and Tissue Type, 2022 . . . . .	22
21	Deceased Tissue Donations by Jurisdiction of Retrieval and Month, 2022 . . . . .	22
22	Deceased Tissue Donations by Jurisdiction of Retrieval and Donor Category, 2022 . . . . .	22
23	Intended Solid Organ Donor Who Became Eyes and Tissue Donors, 2022 . . . . .	23
24	Female Tissue Donations by Jurisdiction of Retrieval and Month, 2022 . . . . .	24
25	Male Tissue Donations by Jurisdiction of Retrieval and Month, 2022 . . . . .	24
26	Notified Tissue Grafts Implanted by Jurisdiction of Retrieving Bank and Month, 2022 . . . . .	25
27	Notified Tissue Grafts Implanted by Jurisdiction of Retrieving Bank and Tissue Type, 2022 . . . . .	26
28	Notified Eye Tissue Graft Transplants by Jurisdiction of Retrieving Bank and Month, 2022 . . . . .	27
29	Cornea Graft Transplants by Jurisdiction of Retrieving Bank and Month, 2022 . . . . .	28
30	Sclera Unit Graft Transplants by Jurisdiction of Retrieving Bank and Month, 2022 . . . . .	28
31	Notified Tissue Graft Recipients by Jurisdiction of Retrieving Bank and Month, 2022 . . . . .	29
32	Notified Tissue Graft Recipients by Jurisdiction of Retrieving Bank and Tissue Type, 2022 . . . . .	30
33	Pancreas Islet Graft Recipients by Transplant Jurisdiction and Month, 2022 . . . . .	31

# 1 Acknowledgements

According to the Eye Bank Association of Australia and New Zealand (EBAANZ), since the end of 2011, the number of corneal transplants in Australia each year has exceeded the number of new patients requiring transplants each year. This means the current demand for corneal transplants in Australia is being met and should be noted when comparing 2022 corneal transplantation numbers to previous years published.

## 2 Counting Methodology

Each eye and tissue bank uses a Minimum Data Set Template (MDS) to provide the Registry de-identified donor information for each tissue type, as well as aggregate data for reporting of notified tissue graft implants and notified tissue graft recipients.

Data received undergoes reconciliation and cross checking between the solid organ sector (ANZOD), the eye sector (participating eye banks) and the tissue sector (participating tissue banks) to ensure accuracy at the time of reporting.

The Registry declares:

- All donations of eye tissue have come from deceased donors.
- Eye donors include those who have donated 2 whole eyes, 2 corneas or one whole eye or one cornea.
- Eye and Tissue Graft Implants and Transplant Recipient data includes transplant events that have occurred in a different jurisdiction to where the tissue was donated.
- Graft Implants and Transplant Recipient data may or may not be a direct outcome of tissue donations reported for the month, as tissue can be stored for a period of time before the graft is implanted.
- Outcome data does not capture tissue that has been supplied for implant but not yet notified as implanted to the distributing tissue bank.
- This report supersedes previous monthly reports and as data reported is subject to revision it may change in subsequent reporting.

## 3 Eye and Tissue Donors

### 3.1 Unique Tissue Donors

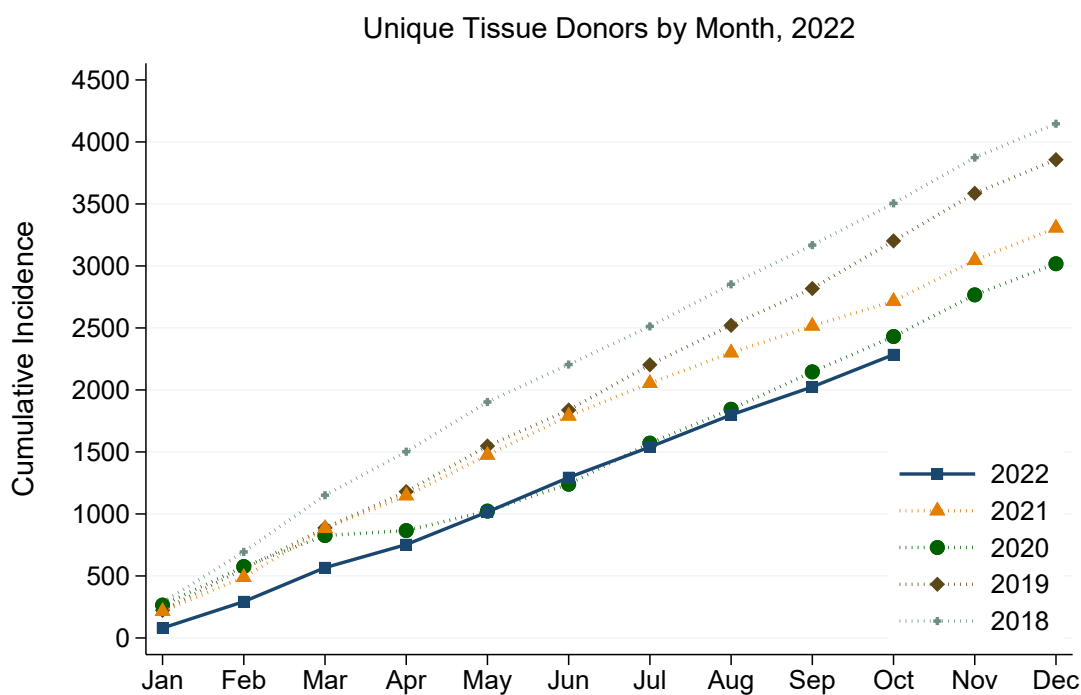


Figure 1: Unique Tissue Donors by Month, 2022

## Eye and Tissue Donation Registry

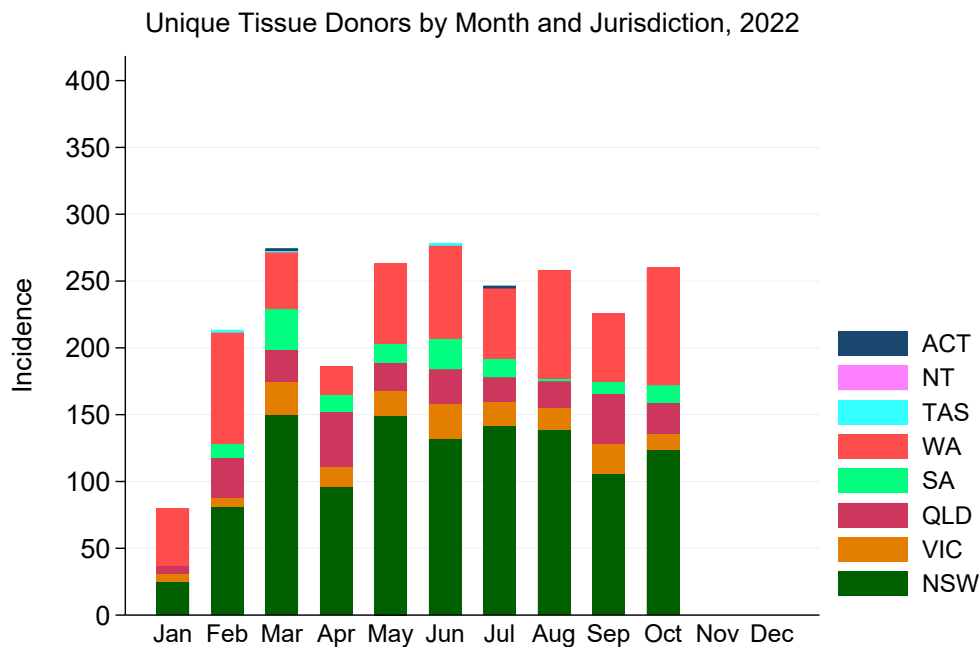


Figure 2: Unique Tissue Donors by Month and Jurisdiction, 2022

Table 1: Unique Tissue Donors by Jurisdiction of Retrieval and Month, 2022

	Jan	Feb	Mar	Apr	May	Jun	Jul	Aug	Sep	Oct	Nov	Dec	Total
NSW	25	81	150	96	149	132	142	140	106	124			<b>1145</b>
VIC	6	7	25	15	19	26	18	16	22	12			<b>166</b>
QLD	6	30	24	41	21	26	18	20	38	23			<b>247</b>
SA	0	10	30	13	14	23	14	2	9	13			<b>128</b>
WA	43	84	43	21	60	70	53	81	51	88			<b>594</b>
TAS	0	1	1	0	0	1	0	0	0	0			<b>3</b>
NT	0	0	0	0	0	0	0	0	0	0			<b>0</b>
ACT	0	0	1	0	0	0	1	0	0	0			<b>2</b>
<b>AUSTRALIA</b>	<b>80</b>	<b>213</b>	<b>274</b>	<b>186</b>	<b>263</b>	<b>278</b>	<b>246</b>	<b>259</b>	<b>226</b>	<b>260</b>			<b>2285</b>



## Eye and Tissue Donation Registry

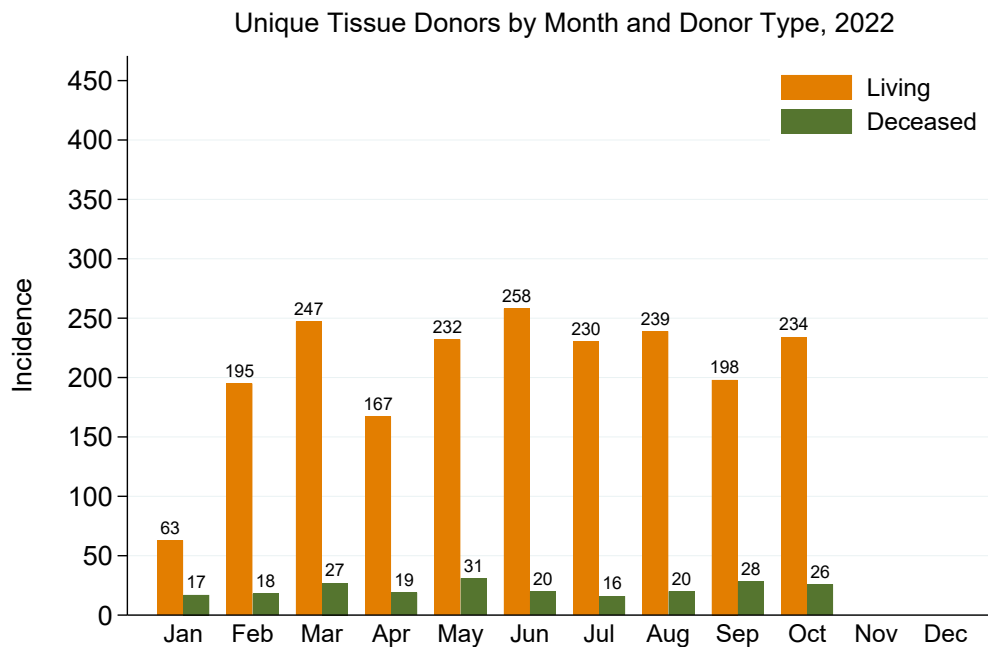


Figure 3: Unique Tissue Donors by Month and Donor Type, 2022

Table 2: Unique Living Tissue Donors by Jurisdiction of Retrieval and Month, 2022

	Jan	Feb	Mar	Apr	May	Jun	Jul	Aug	Sep	Oct	Nov	Dec	Total
NSW	18	74	142	93	133	124	136	131	97	114			<b>1062</b>
VIC	1	5	20	10	14	22	13	9	13	8			<b>115</b>
QLD	1	22	12	35	13	21	17	19	29	14			<b>183</b>
SA	0	10	30	11	13	23	13	0	8	13			<b>121</b>
WA	43	84	43	18	59	68	51	80	51	85			<b>582</b>
TAS	0	0	0	0	0	0	0	0	0	0			<b>0</b>
NT	0	0	0	0	0	0	0	0	0	0			<b>0</b>
ACT	0	0	0	0	0	0	0	0	0	0			<b>0</b>
<b>AUSTRALIA</b>	<b>63</b>	<b>195</b>	<b>247</b>	<b>167</b>	<b>232</b>	<b>258</b>	<b>230</b>	<b>239</b>	<b>198</b>	<b>234</b>			<b>2063</b>

Table 3: Unique Deceased Tissue Donors by Jurisdiction of Retrieval and Month, 2022

	Jan	Feb	Mar	Apr	May	Jun	Jul	Aug	Sep	Oct	Nov	Dec	Total
NSW	7	7	8	3	16	8	6	9	9	10			<b>83</b>
VIC	5	2	5	5	5	4	5	7	9	4			<b>51</b>
QLD	5	8	12	6	8	5	1	1	9	9			<b>64</b>
SA	0	0	0	2	1	0	1	2	1	0			<b>7</b>
WA	0	0	0	3	1	2	2	1	0	3			<b>12</b>
TAS	0	1	1	0	0	1	0	0	0	0			<b>3</b>
NT	0	0	0	0	0	0	0	0	0	0			<b>0</b>
ACT	0	0	1	0	0	0	1	0	0	0			<b>2</b>
<b>AUSTRALIA</b>	<b>17</b>	<b>18</b>	<b>27</b>	<b>19</b>	<b>31</b>	<b>20</b>	<b>16</b>	<b>20</b>	<b>28</b>	<b>26</b>			<b>222</b>

## Eye and Tissue Donation Registry

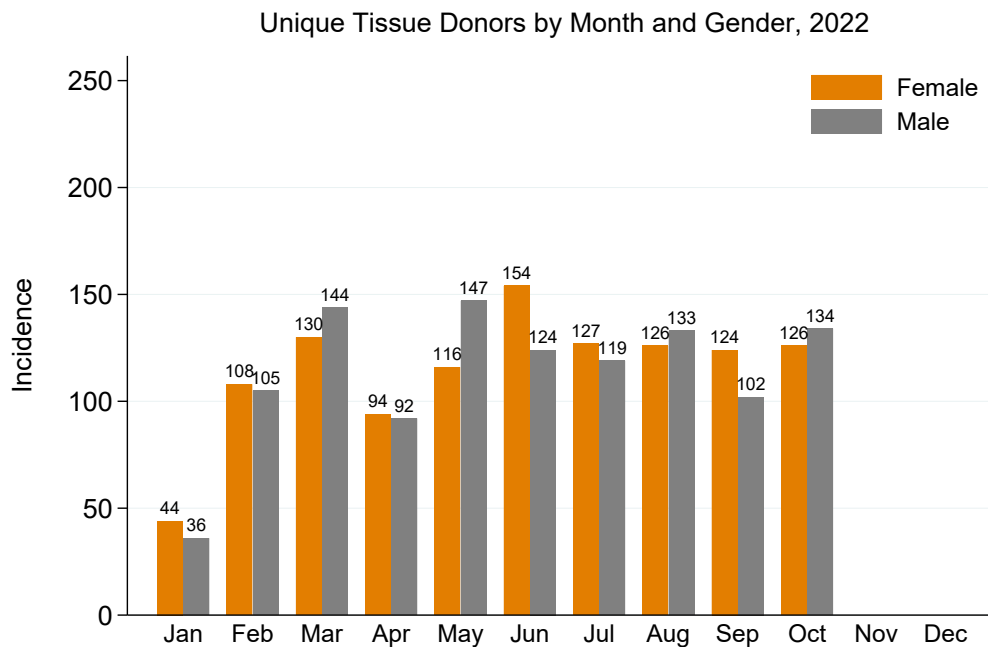


Figure 4: Unique Tissue Donors by Month and Gender, 2022

Table 4: Unique Female Tissue Donors by Jurisdiction of Retrieval and Month, 2022

	Jan	Feb	Mar	Apr	May	Jun	Jul	Aug	Sep	Oct	Nov	Dec	Total
NSW	10	42	80	50	67	69	71	70	59	59			<b>577</b>
VIC	4	3	15	9	7	13	7	5	5	6			<b>74</b>
QLD	0	14	6	19	5	13	6	4	25	11			<b>103</b>
SA	0	4	15	7	6	16	12	1	5	5			<b>71</b>
WA	30	44	14	9	31	43	30	46	30	45			<b>322</b>
TAS	0	1	0	0	0	0	0	0	0	0			<b>1</b>
NT	0	0	0	0	0	0	0	0	0	0			<b>0</b>
ACT	0	0	0	0	0	0	1	0	0	0			<b>1</b>
<b>AUSTRALIA</b>	<b>44</b>	<b>108</b>	<b>130</b>	<b>94</b>	<b>116</b>	<b>154</b>	<b>127</b>	<b>126</b>	<b>124</b>	<b>126</b>			<b>1149</b>

Table 5: Unique Male Tissue Donors by Jurisdiction of Retrieval and Month, 2022

	Jan	Feb	Mar	Apr	May	Jun	Jul	Aug	Sep	Oct	Nov	Dec	Total
NSW	15	39	70	46	82	63	71	70	47	65			<b>568</b>
VIC	2	4	10	6	12	13	11	11	17	6			<b>92</b>
QLD	6	16	18	22	16	13	12	16	13	12			<b>144</b>
SA	0	6	15	6	8	7	2	1	4	8			<b>57</b>
WA	13	40	29	12	29	27	23	35	21	43			<b>272</b>
TAS	0	0	1	0	0	1	0	0	0	0			<b>2</b>
NT	0	0	0	0	0	0	0	0	0	0			<b>0</b>
ACT	0	0	1	0	0	0	0	0	0	0			<b>1</b>
<b>AUSTRALIA</b>	<b>36</b>	<b>105</b>	<b>144</b>	<b>92</b>	<b>147</b>	<b>124</b>	<b>119</b>	<b>133</b>	<b>102</b>	<b>134</b>			<b>1136</b>

## Eye and Tissue Donation Registry

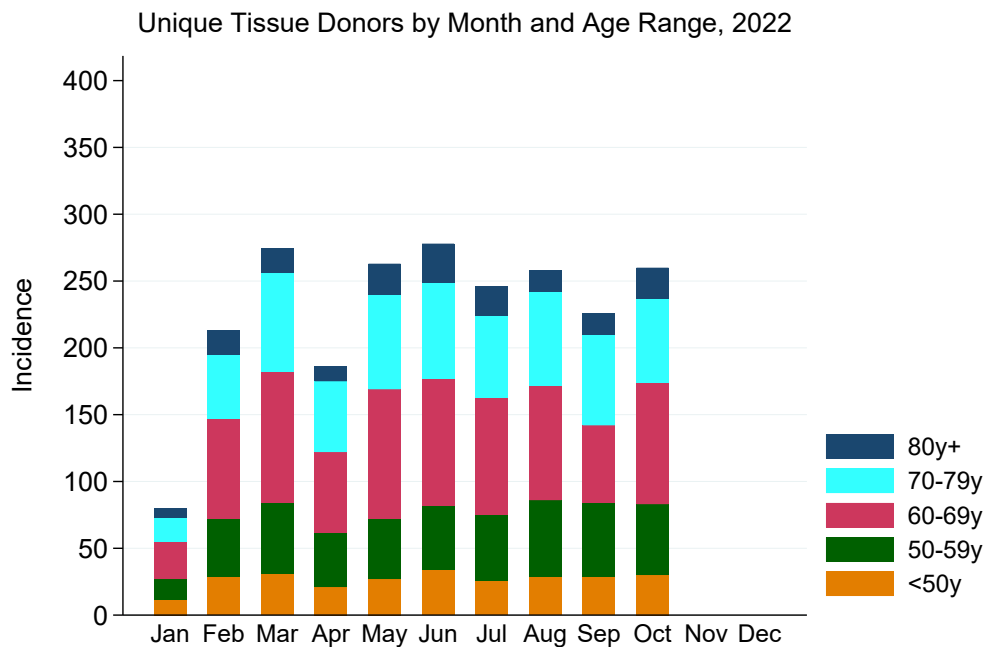


Figure 5: Unique Tissue Donors by Month and Age Range, 2022

Table 6: Unique Tissue Donors by Jurisdiction of Retrieval and Age Range, 2022

	<50y	50-59y	60-69y	70-79y	80y+	Total
NSW	121	220	387	323	94	1145
VIC	35	26	47	47	11	166
QLD	51	80	106	8	2	247
SA	12	21	33	40	22	128
WA	44	112	204	180	54	594
TAS	3	0	0	0	0	3
NT	0	0	0	0	0	0
ACT	2	0	0	0	0	2
<b>AUSTRALIA</b>	<b>268</b>	<b>459</b>	<b>777</b>	<b>598</b>	<b>183</b>	<b>2285</b>

## Eye and Tissue Donation Registry

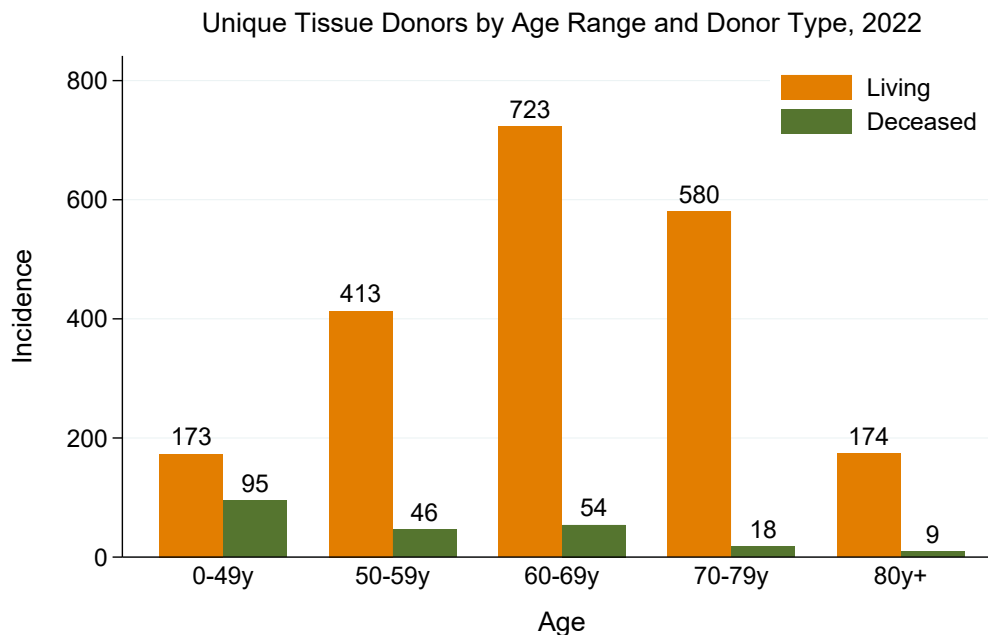


Figure 6: Unique Tissue Donors by Age Range and Donor Type, 2022

Table 7: Unique Living Tissue Donors by Jurisdiction of Retrieval and Age Range, 2022

	<50y	50-59y	60-69y	70-79y	80y+	Total
NSW	94	200	370	311	87	1062
VIC	11	16	31	46	11	115
QLD	22	69	89	3	0	183
SA	8	18	33	40	22	121
WA	38	110	200	180	54	582
TAS	0	0	0	0	0	0
NT	0	0	0	0	0	0
ACT	0	0	0	0	0	0
<b>AUSTRALIA</b>	<b>173</b>	<b>413</b>	<b>723</b>	<b>580</b>	<b>174</b>	<b>2063</b>

Table 8: Unique Deceased Tissue Donors by Jurisdiction of Retrieval and Age Range, 2022

	<50y	50-59y	60-69y	70-79y	80y+	Total
NSW	27	20	17	12	7	83
VIC	24	10	16	1	0	51
QLD	29	11	17	5	2	64
SA	4	3	0	0	0	7
WA	6	2	4	0	0	12
TAS	3	0	0	0	0	3
NT	0	0	0	0	0	0
ACT	2	0	0	0	0	2
<b>AUSTRALIA</b>	<b>95</b>	<b>46</b>	<b>54</b>	<b>18</b>	<b>9</b>	<b>222</b>

## Eye and Tissue Donation Registry

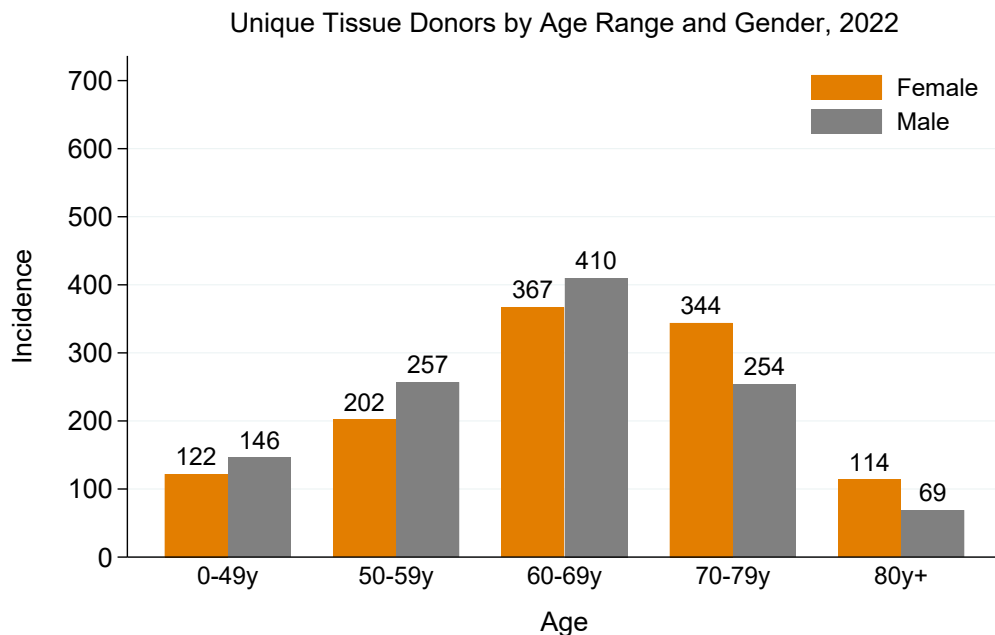


Figure 7: Unique Tissue Donors by Age Range and Gender, 2022

Table 9: Unique Female Tissue Donors by Jurisdiction of Retrieval and Age Range, 2022

	<50y	50-59y	60-69y	70-79y	80y+	Total
NSW	58	92	194	179	54	577
VIC	11	14	19	26	4	74
QLD	24	41	35	1	2	103
SA	7	12	17	22	13	71
WA	20	43	102	116	41	322
TAS	1	0	0	0	0	1
NT	0	0	0	0	0	0
ACT	1	0	0	0	0	1
<b>AUSTRALIA</b>	<b>122</b>	<b>202</b>	<b>367</b>	<b>344</b>	<b>114</b>	<b>1149</b>

Table 10: Unique Male Tissue Donors by Jurisdiction of Retrieval and Age Range, 2022

	<50y	50-59y	60-69y	70-79y	80y+	Total
NSW	63	128	193	144	40	568
VIC	24	12	28	21	7	92
QLD	27	39	71	7	0	144
SA	5	9	16	18	9	57
WA	24	69	102	64	13	272
TAS	2	0	0	0	0	2
NT	0	0	0	0	0	0
ACT	1	0	0	0	0	1
<b>AUSTRALIA</b>	<b>146</b>	<b>257</b>	<b>410</b>	<b>254</b>	<b>69</b>	<b>1136</b>

## Eye and Tissue Donation Registry

### 3.2 Eye Donors

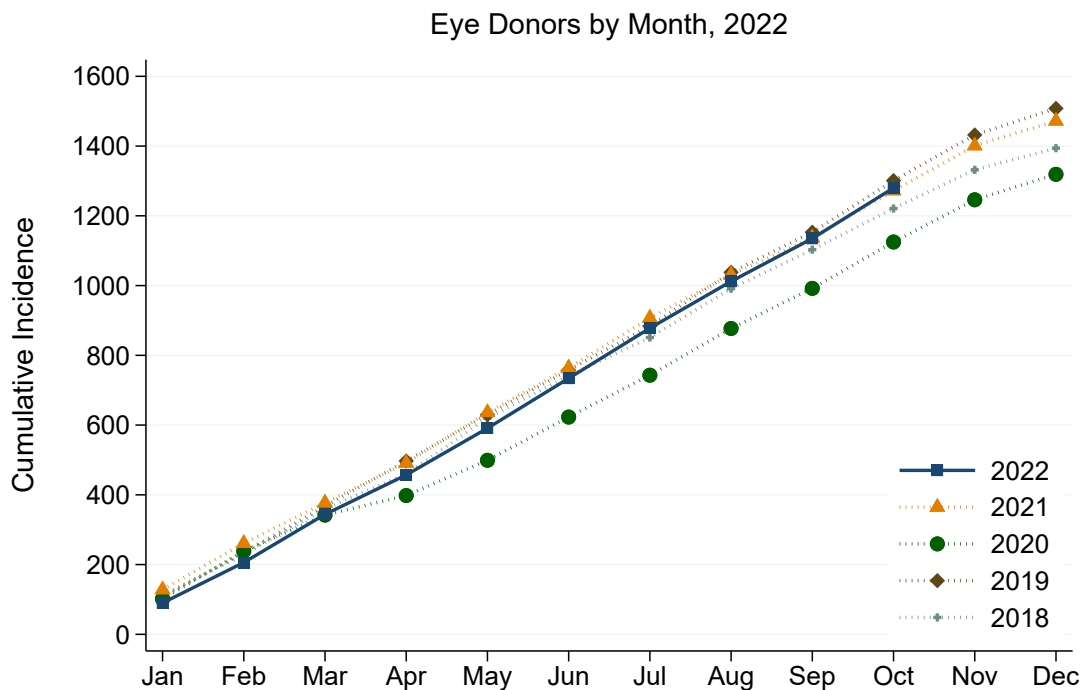


Figure 8: Eye Donors by Month, 2022

Note: The total number of eye donors for January 2020 has increased by 1 due to revision of data provided to the Eye and Tissue Donation Registry.

## Eye and Tissue Donation Registry

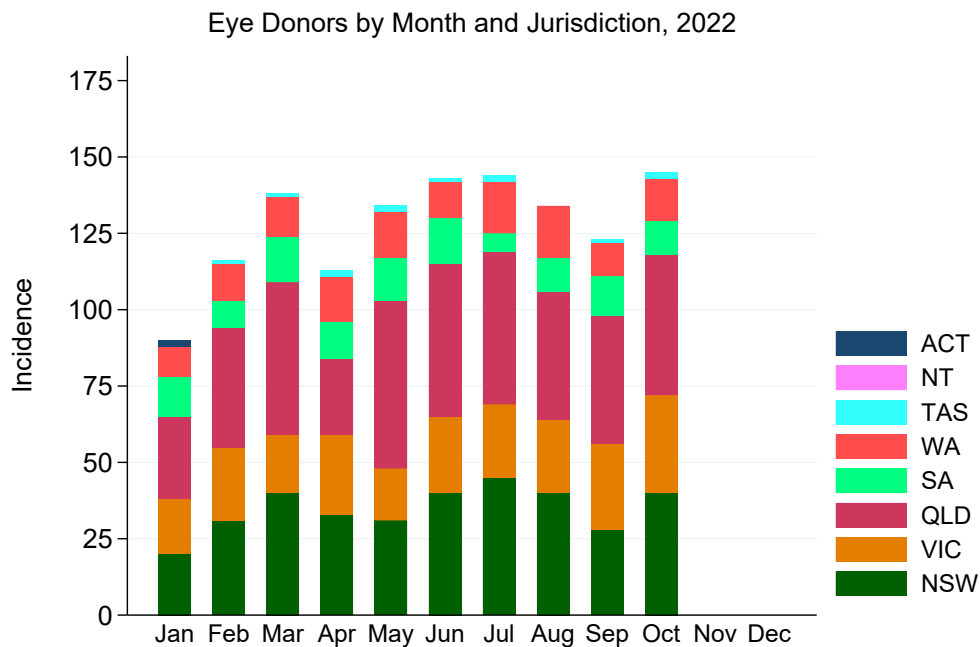


Figure 9: Eye Donors by Month and Jurisdiction, 2022

Table 11: Eye Donors by Jurisdiction of Retrieval and Month, 2022

	Jan	Feb	Mar	Apr	May	Jun	Jul	Aug	Sep	Oct	Nov	Dec	Total
NSW	20	31	40	33	31	40	45	40	28	40			<b>348</b>
VIC	18	24	19	26	17	25	24	24	28	32			<b>237</b>
QLD	27	39	50	25	55	50	50	42	42	46			<b>426</b>
SA	13	9	15	12	14	15	6	11	13	11			<b>119</b>
WA	10	12	13	15	15	12	17	17	11	14			<b>136</b>
TAS	0	1	1	2	2	1	2	0	1	2			<b>12</b>
NT	0	0	0	0	0	0	0	0	0	0			<b>0</b>
ACT	2	0	0	0	0	0	0	0	0	0			<b>2</b>
<b>AUSTRALIA</b>	<b>90</b>	<b>116</b>	<b>138</b>	<b>113</b>	<b>134</b>	<b>143</b>	<b>144</b>	<b>134</b>	<b>123</b>	<b>145</b>			<b>1280</b>

## Eye and Tissue Donation Registry

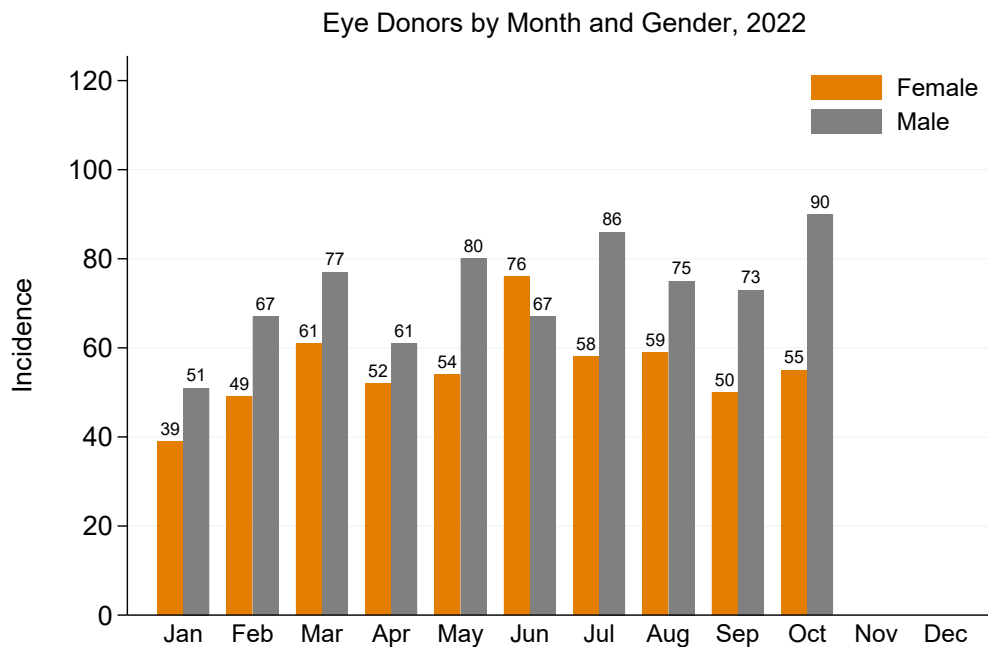


Figure 10: Eye Donors by Month and Gender, 2022

Table 12: Female Eye Donors by Jurisdiction of Retrieval and Month, 2022

	Jan	Feb	Mar	Apr	May	Jun	Jul	Aug	Sep	Oct	Nov	Dec	Total
NSW	8	13	19	14	10	21	13	15	12	12			<b>137</b>
VIC	8	9	11	17	7	11	10	13	12	12			<b>110</b>
QLD	11	20	18	12	25	27	24	21	14	20			<b>192</b>
SA	7	1	7	3	6	9	3	4	7	7			<b>54</b>
WA	5	5	6	6	4	8	6	6	5	4			<b>55</b>
TAS	0	1	0	0	2	0	2	0	0	0			<b>5</b>
NT	0	0	0	0	0	0	0	0	0	0			<b>0</b>
ACT	0	0	0	0	0	0	0	0	0	0			<b>0</b>
<b>AUSTRALIA</b>	<b>39</b>	<b>49</b>	<b>61</b>	<b>52</b>	<b>54</b>	<b>76</b>	<b>58</b>	<b>59</b>	<b>50</b>	<b>55</b>			<b>553</b>

Table 13: Male Eye Donors by Jurisdiction of Retrieval and Month, 2022

	Jan	Feb	Mar	Apr	May	Jun	Jul	Aug	Sep	Oct	Nov	Dec	Total
NSW	12	18	21	19	21	19	32	25	16	28			<b>211</b>
VIC	10	15	8	9	10	14	14	11	16	20			<b>127</b>
QLD	16	19	32	13	30	23	26	21	28	26			<b>234</b>
SA	6	8	8	9	8	6	3	7	6	4			<b>65</b>
WA	5	7	7	9	11	4	11	11	6	10			<b>81</b>
TAS	0	0	1	2	0	1	0	0	1	2			<b>7</b>
NT	0	0	0	0	0	0	0	0	0	0			<b>0</b>
ACT	2	0	0	0	0	0	0	0	0	0			<b>2</b>
<b>AUSTRALIA</b>	<b>51</b>	<b>67</b>	<b>77</b>	<b>61</b>	<b>80</b>	<b>67</b>	<b>86</b>	<b>75</b>	<b>73</b>	<b>90</b>			<b>727</b>



## Eye and Tissue Donation Registry

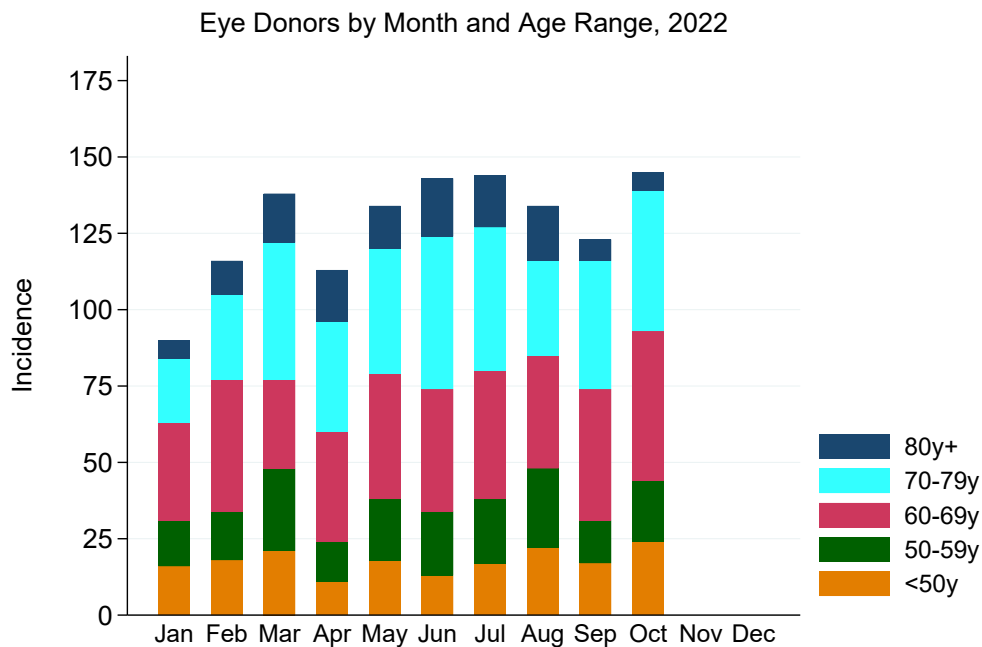


Figure 11: Eye Donors by Month and Age Range, 2022

Table 14: Eye Donors by Jurisdiction of Retrieval and Age Range, 2022

	<50y	50-59y	60-69y	70-79y	80y+	Total
NSW	40	41	86	122	59	348
VIC	49	45	75	63	5	237
QLD	47	54	122	141	62	426
SA	15	22	42	35	5	119
WA	22	28	63	23	0	136
TAS	3	3	4	2	0	12
NT	0	0	0	0	0	0
ACT	1	0	0	1	0	2
<b>AUSTRALIA</b>	<b>177</b>	<b>193</b>	<b>392</b>	<b>387</b>	<b>131</b>	<b>1280</b>

## Eye and Tissue Donation Registry

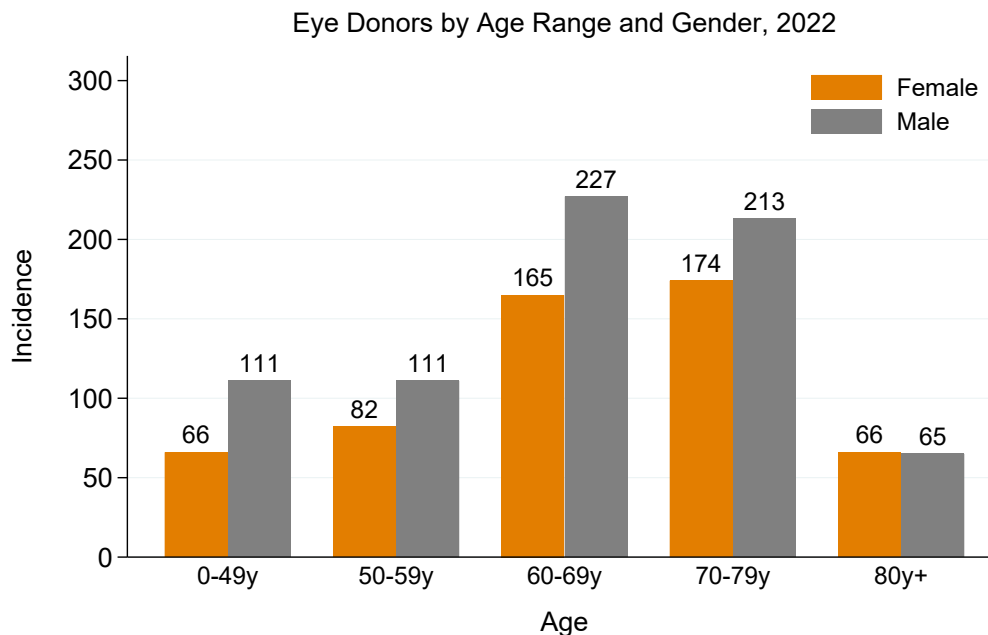


Figure 12: Eye Donors by Age Range and Gender, 2022

Table 15: Female Eye Donors by Jurisdiction of Retrieval and Age Range, 2022

	<50y	50-59y	60-69y	70-79y	80y+	Total
NSW	14	14	30	51	28	137
VIC	16	23	37	30	4	110
QLD	20	22	54	66	30	192
SA	8	9	19	14	4	54
WA	7	12	24	12	0	55
TAS	1	2	1	1	0	5
NT	0	0	0	0	0	0
ACT	0	0	0	0	0	0
<b>AUSTRALIA</b>	<b>66</b>	<b>82</b>	<b>165</b>	<b>174</b>	<b>66</b>	<b>553</b>

Table 16: Male Eye Donors by Jurisdiction of Retrieval and Age Range, 2022

	<50y	50-59y	60-69y	70-79y	80y+	Total
NSW	26	27	56	71	31	211
VIC	33	22	38	33	1	127
QLD	27	32	68	75	32	234
SA	7	13	23	21	1	65
WA	15	16	39	11	0	81
TAS	2	1	3	1	0	7
NT	0	0	0	0	0	0
ACT	1	0	0	1	0	2
<b>AUSTRALIA</b>	<b>111</b>	<b>111</b>	<b>227</b>	<b>213</b>	<b>65</b>	<b>727</b>

## Eye and Tissue Donation Registry

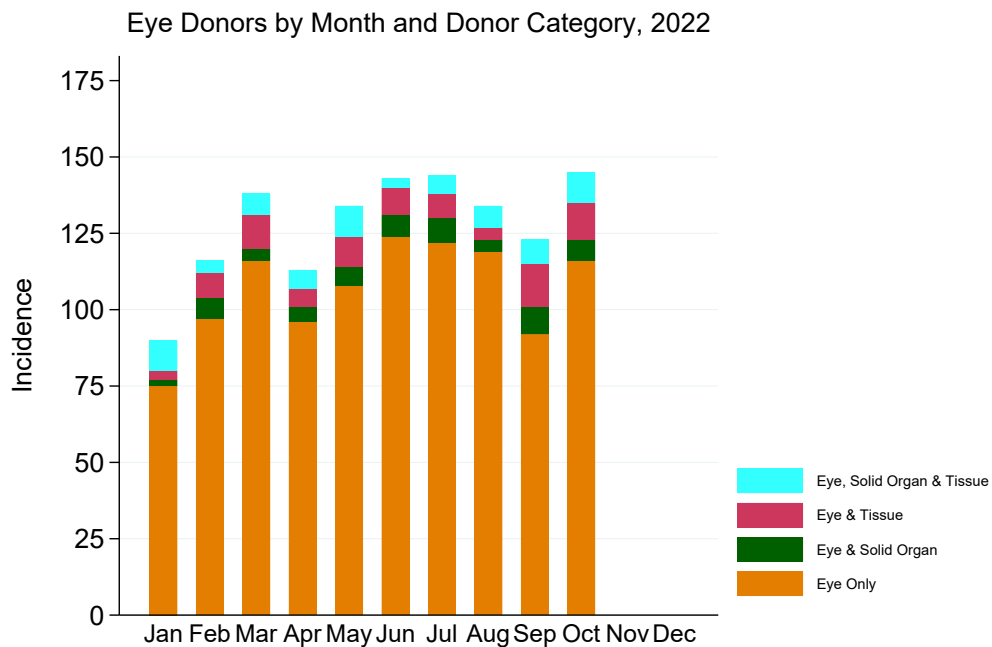


Figure 13: Eye Donors by Month and Donor Category, 2022

Table 17: Eye Donors by Jurisdiction of Retrieval and Donor Category, 2022

	Eye Only	Eye and Solid Organ	Eye and Tissue	Eye, Solid Organ and Tissue
NSW	290	8	30	20
VIC	168	33	16	20
QLD	369	4	34	19
SA	111	4	0	4
WA	120	5	5	6
TAS	5	5	0	2
ACT	2	0	0	0
<b>AUSTRALIA</b>	<b>1065</b>	<b>59</b>	<b>85</b>	<b>71</b>

## 4 Tissue Donations

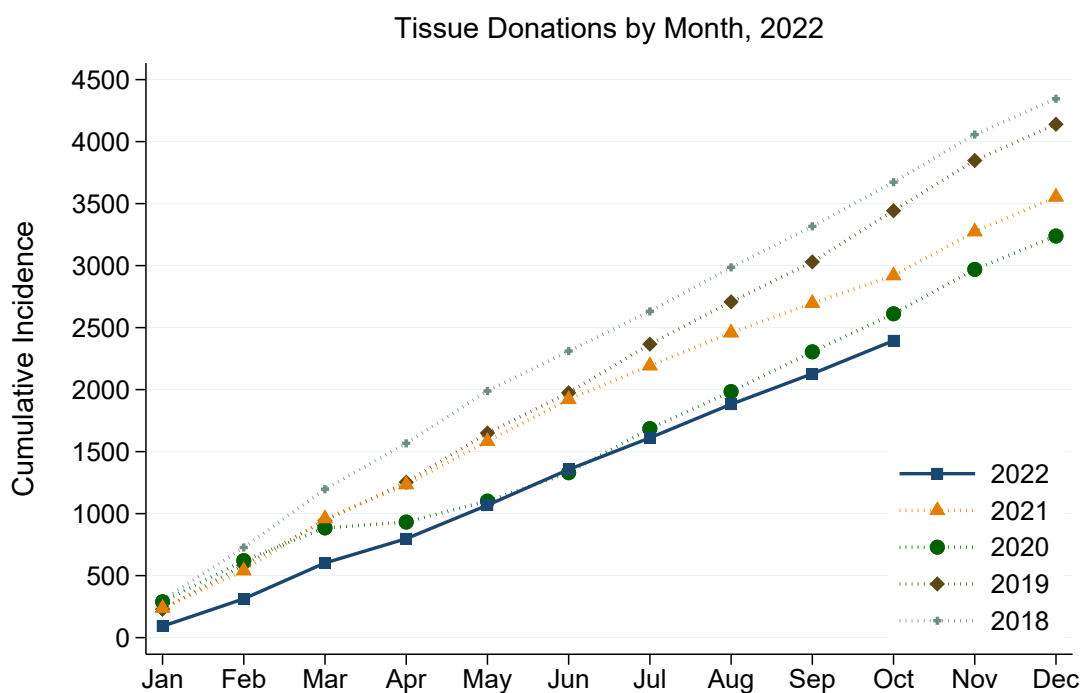


Figure 14: Tissue Donations by Month, 2022

## Eye and Tissue Donation Registry

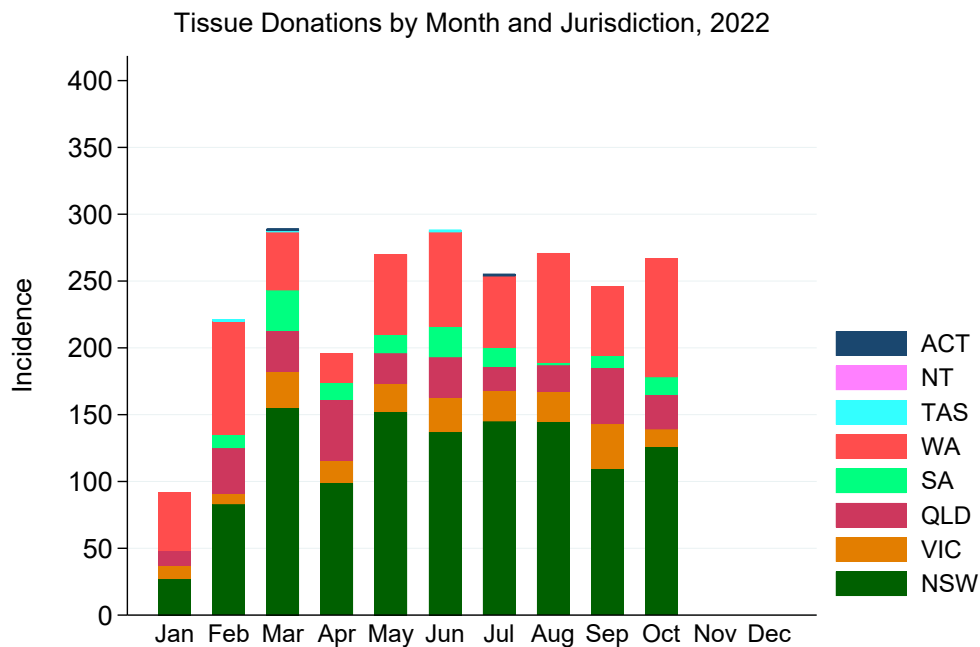


Figure 15: Tissue Donations by Month and Jurisdiction, 2022

Table 18: Tissue Donations by Jurisdiction of Retrieval and Month, 2022

	Jan	Feb	Mar	Apr	May	Jun	Jul	Aug	Sep	Oct	Nov	Dec	Total
NSW	27	83	155	99	152	137	145	145	110	126			<b>1179</b>
VIC	10	8	27	17	21	26	23	22	33	13			<b>200</b>
QLD	11	34	31	45	23	30	18	20	42	26			<b>280</b>
SA	0	10	30	13	14	23	14	2	9	13			<b>128</b>
WA	44	85	44	22	60	71	54	82	52	89			<b>603</b>
TAS	0	1	1	0	0	1	0	0	0	0			<b>3</b>
NT	0	0	0	0	0	0	0	0	0	0			<b>0</b>
ACT	0	0	1	0	0	0	1	0	0	0			<b>2</b>
<b>AUSTRALIA</b>	<b>92</b>	<b>221</b>	<b>289</b>	<b>196</b>	<b>270</b>	<b>288</b>	<b>255</b>	<b>271</b>	<b>246</b>	<b>267</b>			<b>2395</b>

## Eye and Tissue Donation Registry

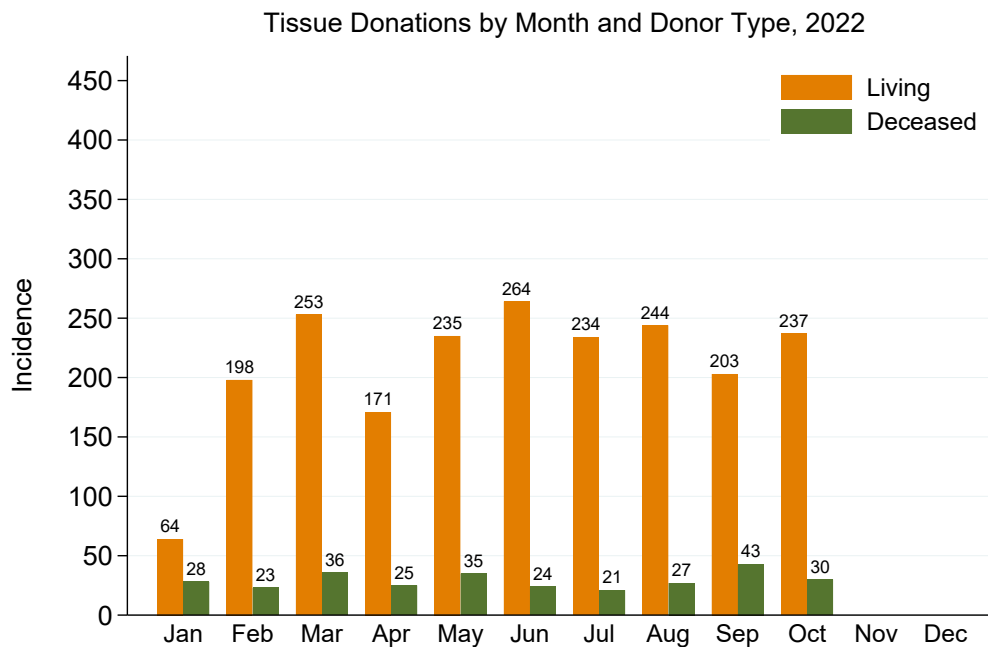


Figure 16: Tissue Donations by Month and Donor Type, 2022

Table 19: Living Tissue Donations by Jurisdiction of Retrieval and Month, 2022

	Jan	Feb	Mar	Apr	May	Jun	Jul	Aug	Sep	Oct	Nov	Dec	Total
NSW	18	76	147	96	136	129	139	135	101	116			<b>1093</b>
VIC	1	5	20	10	14	22	13	9	13	8			<b>115</b>
QLD	1	22	12	35	13	21	17	19	29	14			<b>183</b>
SA	0	10	30	11	13	23	13	0	8	13			<b>121</b>
WA	44	85	44	19	59	69	52	81	52	86			<b>591</b>
TAS	0	0	0	0	0	0	0	0	0	0			<b>0</b>
NT	0	0	0	0	0	0	0	0	0	0			<b>0</b>
ACT	0	0	0	0	0	0	0	0	0	0			<b>0</b>
<b>AUSTRALIA</b>	<b>64</b>	<b>198</b>	<b>253</b>	<b>171</b>	<b>235</b>	<b>264</b>	<b>234</b>	<b>244</b>	<b>203</b>	<b>237</b>			<b>2103</b>

## Eye and Tissue Donation Registry

Table 20: Living Tissue Donations by Jurisdiction of Retrieval and Tissue Type, 2022

	Amnion	Cardiovascular	Musculoskeletal
NSW	17	10	1066
VIC	0	1	114
QLD	0	0	183
SA	0	0	121
WA	0	0	591
TAS	0	0	0
NT	0	0	0
ACT	0	0	0
<b>AUSTRALIA</b>	<b>17</b>	<b>11</b>	<b>2075</b>

Table 21: Deceased Tissue Donations by Jurisdiction of Retrieval and Month, 2022

	Jan	Feb	Mar	Apr	May	Jun	Jul	Aug	Sep	Oct	Nov	Dec	Total
NSW	9	7	8	3	16	8	6	10	9	10			<b>86</b>
VIC	9	3	7	7	7	4	10	13	20	5			<b>85</b>
QLD	10	12	19	10	10	9	1	1	13	12			<b>97</b>
SA	0	0	0	2	1	0	1	2	1	0			<b>7</b>
WA	0	0	0	3	1	2	2	1	0	3			<b>12</b>
TAS	0	1	1	0	0	1	0	0	0	0			<b>3</b>
NT	0	0	0	0	0	0	0	0	0	0			<b>0</b>
ACT	0	0	1	0	0	0	1	0	0	0			<b>2</b>
<b>AUSTRALIA</b>	<b>28</b>	<b>23</b>	<b>36</b>	<b>25</b>	<b>35</b>	<b>24</b>	<b>21</b>	<b>27</b>	<b>43</b>	<b>30</b>			<b>292</b>

Table 22: Deceased Tissue Donations by Jurisdiction of Retrieval and Donor Category, 2022

	Solid Organ/Tissue				Tissue Only				Total			
	cv	ms	skin	pi	cv	ms	skin	pi	cv	ms	skin	pi
NSW	28	19	0	2	6	31	0	0	34	50	0	2
VIC	10	18	19	2	7	12	17	0	17	30	36	2
QLD	15	16	7	0	1	36	22	0	16	52	29	0
SA	4	0	0	1	2	0	0	0	6	0	0	1
WA	0	9	0	0	0	3	0	0	0	12	0	0
TAS	2	0	0	1	0	0	0	0	2	0	0	1
NT	0	0	0	0	0	0	0	0	0	0	0	0
ACT	2	0	0	0	0	0	0	0	2	0	0	0
<b>AUSTRALIA</b>	<b>61</b>	<b>62</b>	<b>26</b>	<b>6</b>	<b>16</b>	<b>82</b>	<b>39</b>	<b>0</b>	<b>77</b>	<b>144</b>	<b>65</b>	<b>6</b>

## Eye and Tissue Donation Registry

Table 23: Intended Solid Organ Donor Who Became Eyes and Tissue Donors, 2022

	Eye Only	Tissue Only	Eye and Tissue
NSW	11	1	1
VIC	16	3	1
QLD	2	2	3
SA	1	1	0
WA	2	0	0
TAS	0	0	0
NT	0	0	0
ACT	0	0	0
<b>AUSTRALIA</b>	<b>32</b>	<b>7</b>	<b>5</b>



## Eye and Tissue Donation Registry

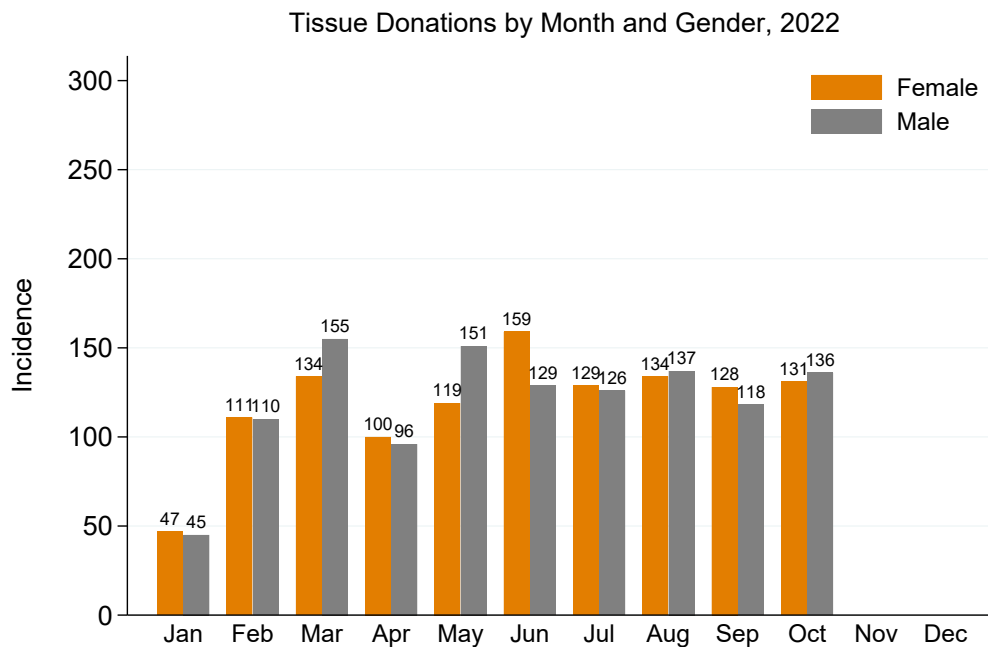


Figure 17: Tissue Donations by Month and Gender, 2022

Table 24: Female Tissue Donations by Jurisdiction of Retrieval and Month, 2022

	Jan	Feb	Mar	Apr	May	Jun	Jul	Aug	Sep	Oct	Nov	Dec	Total
NSW	11	43	81	50	70	70	73	73	61	61			<b>593</b>
VIC	6	3	16	11	7	13	7	9	5	7			<b>84</b>
QLD	0	16	7	22	5	16	6	4	26	13			<b>115</b>
SA	0	4	15	7	6	16	12	1	5	5			<b>71</b>
WA	30	44	15	10	31	44	30	47	31	45			<b>327</b>
TAS	0	1	0	0	0	0	0	0	0	0			<b>1</b>
NT	0	0	0	0	0	0	0	0	0	0			<b>0</b>
ACT	0	0	0	0	0	0	1	0	0	0			<b>1</b>
<b>AUSTRALIA</b>	<b>47</b>	<b>111</b>	<b>134</b>	<b>100</b>	<b>119</b>	<b>159</b>	<b>129</b>	<b>134</b>	<b>128</b>	<b>131</b>			<b>1192</b>

Table 25: Male Tissue Donations by Jurisdiction of Retrieval and Month, 2022

	Jan	Feb	Mar	Apr	May	Jun	Jul	Aug	Sep	Oct	Nov	Dec	Total
NSW	16	40	74	49	82	67	72	72	49	65			<b>586</b>
VIC	4	5	11	6	14	13	16	13	28	6			<b>116</b>
QLD	11	18	24	23	18	14	12	16	16	13			<b>165</b>
SA	0	6	15	6	8	7	2	1	4	8			<b>57</b>
WA	14	41	29	12	29	27	24	35	21	44			<b>276</b>
TAS	0	0	1	0	0	1	0	0	0	0			<b>2</b>
NT	0	0	0	0	0	0	0	0	0	0			<b>0</b>
ACT	0	0	1	0	0	0	0	0	0	0			<b>1</b>
<b>AUSTRALIA</b>	<b>45</b>	<b>110</b>	<b>155</b>	<b>96</b>	<b>151</b>	<b>129</b>	<b>126</b>	<b>137</b>	<b>118</b>	<b>136</b>			<b>1203</b>

## 5 Notified Tissue Grafts Implanted

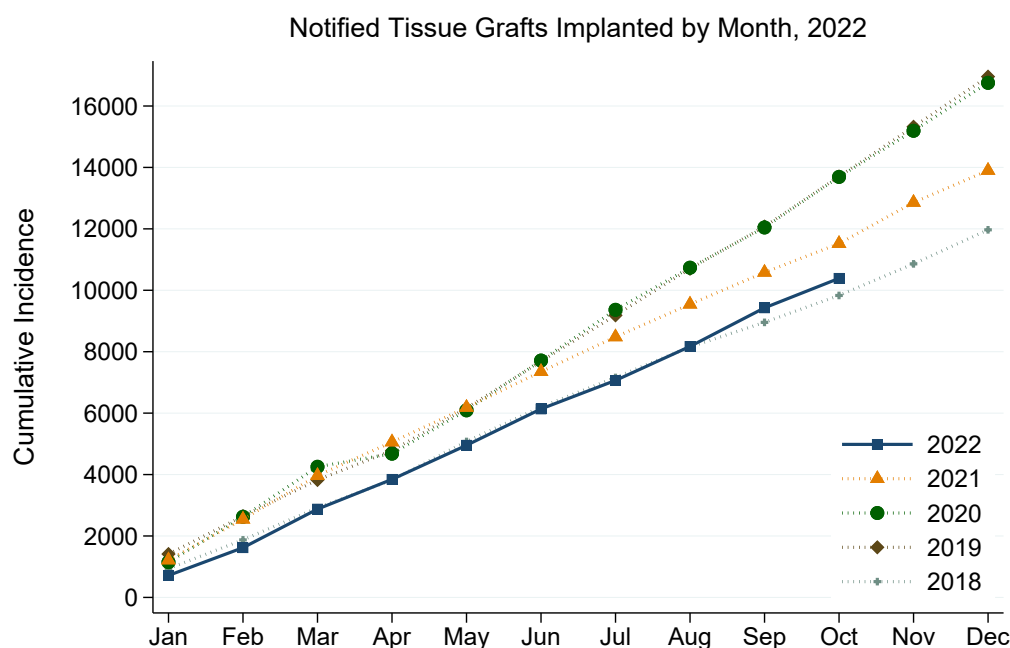


Figure 18: Notified Tissue Grafts Implanted by Month, 2022

Table 26: Notified Tissue Grafts Implanted by Jurisdiction of Retrieving Bank and Month, 2022

	Jan	Feb	Mar	Apr	May	Jun	Jul	Aug	Sep	Oct	Nov	Dec	Total
NSW	346	460	533	446	579	570	418	490	435	448			<b>4725</b>
VIC	182	185	273	318	215	300	259	346	537	293			<b>2908</b>
QLD	63	78	283	100	121	176	134	128	183	126			<b>1392</b>
SA	2	5	4	5	9	3	3	4	2	5			<b>42</b>
WA	122	176	163	100	186	133	115	138	101	88			<b>1322</b>
TAS	0	0	0	0	0	0	0	0	0	0			<b>0</b>
NT	0	0	0	0	0	0	0	0	0	0			<b>0</b>
ACT	0	0	0	0	0	0	0	0	0	0			<b>0</b>
<b>AUSTRALIA</b>	<b>715</b>	<b>904</b>	<b>1256</b>	<b>969</b>	<b>1110</b>	<b>1182</b>	<b>929</b>	<b>1106</b>	<b>1258</b>	<b>960</b>			<b>10389</b>

## Eye and Tissue Donation Registry

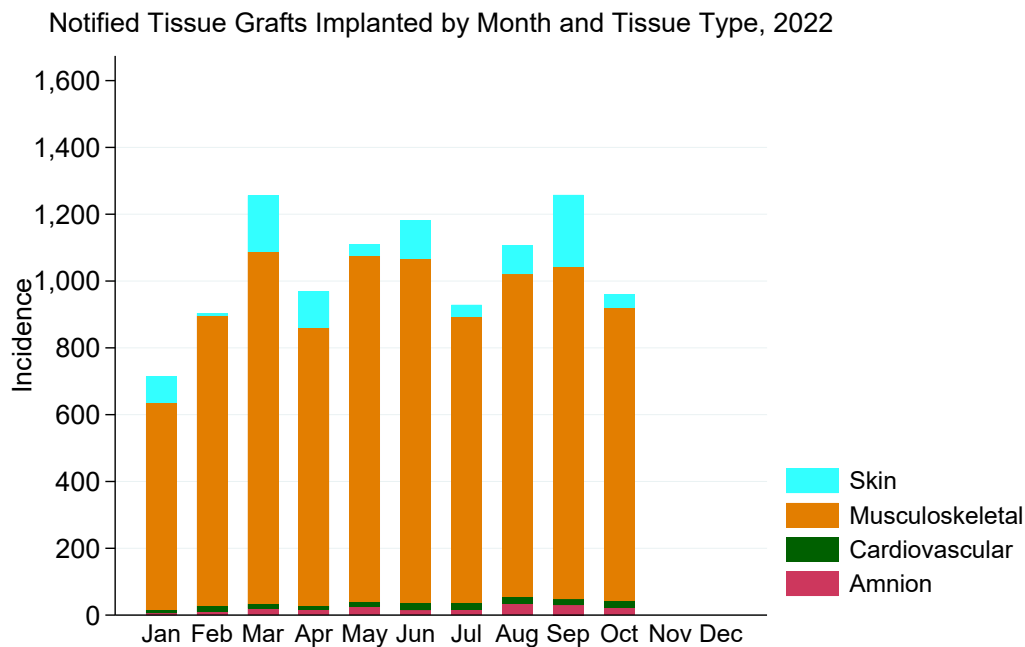


Figure 19: Notified Tissue Grafts Implanted by Month and Tissue Type, 2022

Table 27: Notified Tissue Grafts Implanted by Jurisdiction of Retrieving Bank and Tissue Type, 2022

	Amnion	Cardiovascular	Musculoskeletal	Skin
NSW	199	164	4332	30
VIC	0	7	2406	495
QLD	0	0	1030	362
SA	0	0	42	0
WA	0	0	1322	0
<b>AUSTRALIA</b>	<b>199</b>	<b>171</b>	<b>9132</b>	<b>887</b>

## Eye and Tissue Donation Registry

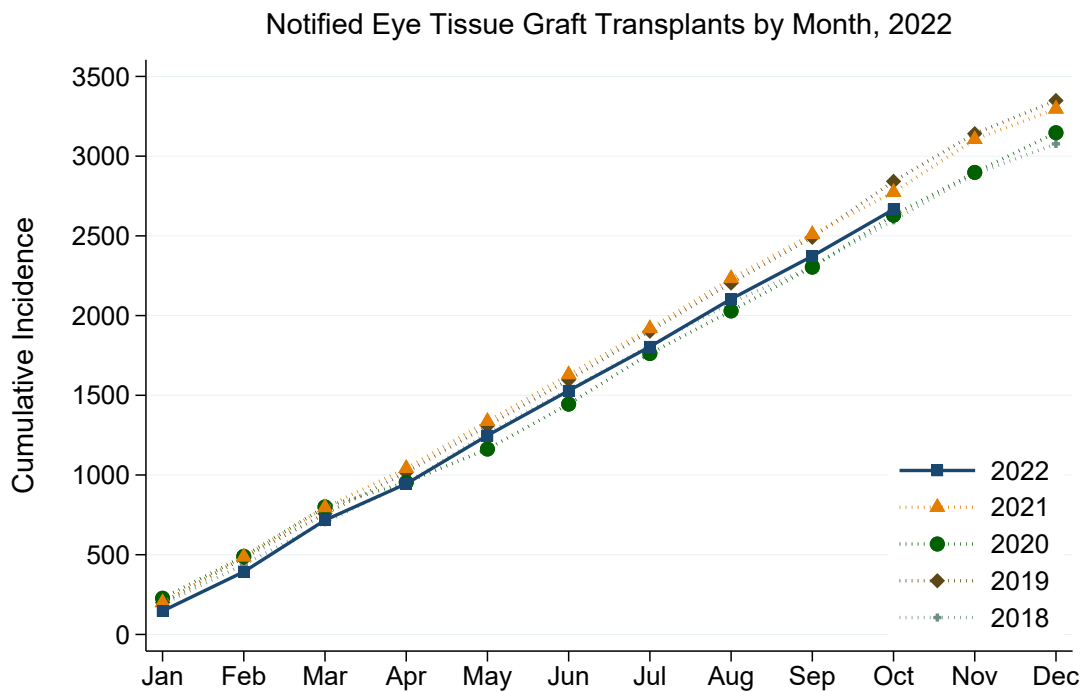


Figure 20: Notified Eye Tissue Graft Transplants by Month, 2022

Table 28: Notified Eye Tissue Graft Transplants by Jurisdiction of Retrieving Bank and Month, 2022

	Jan	Feb	Mar	Apr	May	Jun	Jul	Aug	Sep	Oct	Nov	Dec	Total
NSW	45	76	103	59	92	91	83	94	75	93			<b>811</b>
VIC	38	38	57	52	55	44	46	57	56	54			<b>497</b>
QLD	36	66	89	65	92	90	85	70	78	95			<b>766</b>
SA	22	16	27	16	28	23	17	25	15	20			<b>209</b>
WA	0	45	43	26	30	31	41	44	35	27			<b>322</b>
TAS	2	4	3	9	5	0	3	5	4	4			<b>39</b>
NT	0	0	1	0	0	0	0	0	5	0			<b>6</b>
ACT	4	1	1	1	1	2	1	4	1	0			<b>16</b>
<b>AUSTRALIA</b>	<b>147</b>	<b>246</b>	<b>324</b>	<b>228</b>	<b>303</b>	<b>281</b>	<b>276</b>	<b>299</b>	<b>269</b>	<b>293</b>			<b>2666</b>

## Eye and Tissue Donation Registry

Table 29: Cornea Graft Transplants by Jurisdiction of Retrieving Bank and Month, 2022

	Jan	Feb	Mar	Apr	May	Jun	Jul	Aug	Sep	Oct	Nov	Dec	Total
NSW	34	57	69	45	67	62	62	68	54	64			<b>582</b>
VIC	20	23	39	30	31	30	33	34	27	35			<b>302</b>
QLD	29	56	75	48	75	73	79	59	61	73			<b>628</b>
SA	18	13	24	15	24	20	13	21	13	17			<b>178</b>
WA	0	35	31	19	23	28	26	28	22	17			<b>229</b>
TAS	0	3	2	6	3	0	1	1	3	3			<b>22</b>
NT	0	0	1	0	0	0	0	0	5	0			<b>6</b>
ACT	4	1	1	1	1	1	1	4	0	0			<b>14</b>
<b>AUSTRALIA</b>	<b>105</b>	<b>188</b>	<b>242</b>	<b>164</b>	<b>224</b>	<b>214</b>	<b>215</b>	<b>215</b>	<b>185</b>	<b>209</b>			<b>1961</b>

Table 30: Sclera Unit Graft Transplants by Jurisdiction of Retrieving Bank and Month, 2022

	Jan	Feb	Mar	Apr	May	Jun	Jul	Aug	Sep	Oct	Nov	Dec	Total
NSW	11	19	34	14	25	29	21	26	21	29			<b>229</b>
VIC	18	15	18	22	24	14	13	23	29	19			<b>195</b>
QLD	7	10	14	17	17	17	6	11	17	22			<b>138</b>
SA	4	3	3	1	4	3	4	4	2	3			<b>31</b>
WA	0	10	12	7	7	3	15	16	13	10			<b>93</b>
TAS	2	1	1	3	2	0	2	4	1	1			<b>17</b>
NT	0	0	0	0	0	0	0	0	0	0			<b>0</b>
ACT	0	0	0	0	0	1	0	0	1	0			<b>2</b>
<b>AUSTRALIA</b>	<b>42</b>	<b>58</b>	<b>82</b>	<b>64</b>	<b>79</b>	<b>67</b>	<b>61</b>	<b>84</b>	<b>84</b>	<b>84</b>			<b>705</b>

## 6 Notified Tissue Graft Recipients

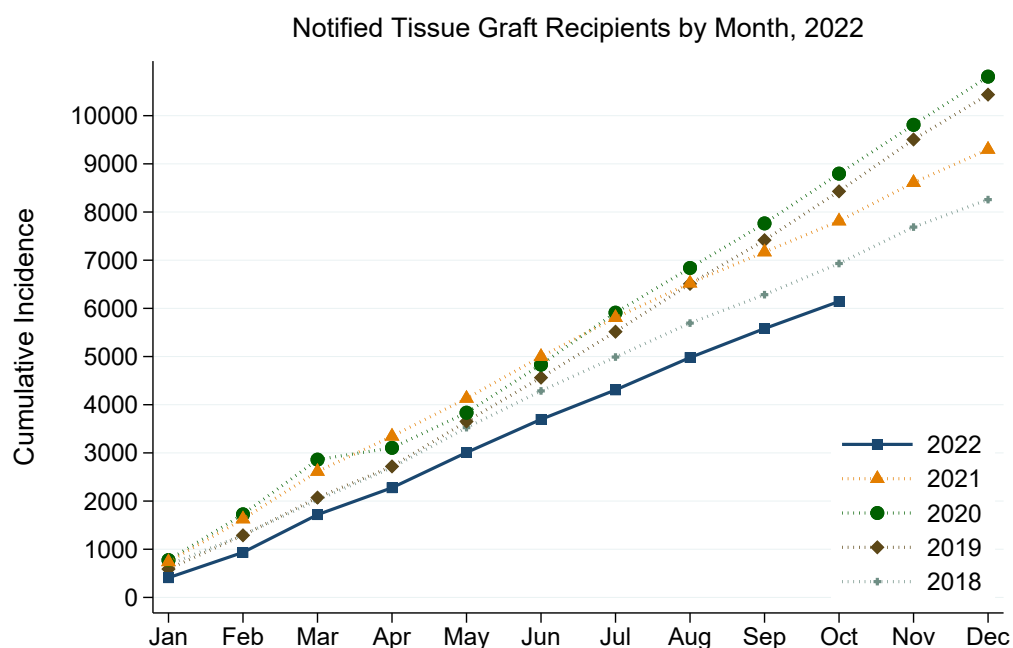


Figure 21: Notified Tissue Graft Recipients by Month, 2022

Table 31: Notified Tissue Graft Recipients by Jurisdiction of Retrieving Bank and Month, 2022

	Jan	Feb	Mar	Apr	May	Jun	Jul	Aug	Sep	Oct	Nov	Dec	Total
NSW	232	291	400	291	414	400	324	369	324	316			<b>3361</b>
VIC	61	85	156	121	121	133	121	157	160	144			<b>1259</b>
QLD	50	53	115	79	78	68	105	77	71	58			<b>754</b>
SA	1	5	4	2	7	3	2	2	2	4			<b>32</b>
WA	65	92	108	65	112	84	59	67	45	40			<b>737</b>
TAS	0	0	0	0	0	0	0	0	0	0			<b>0</b>
NT	0	0	0	0	0	0	0	0	0	0			<b>0</b>
ACT	0	0	0	0	0	0	0	0	0	0			<b>0</b>
<b>AUSTRALIA</b>	<b>409</b>	<b>526</b>	<b>783</b>	<b>558</b>	<b>732</b>	<b>688</b>	<b>611</b>	<b>672</b>	<b>602</b>	<b>562</b>			<b>6143</b>

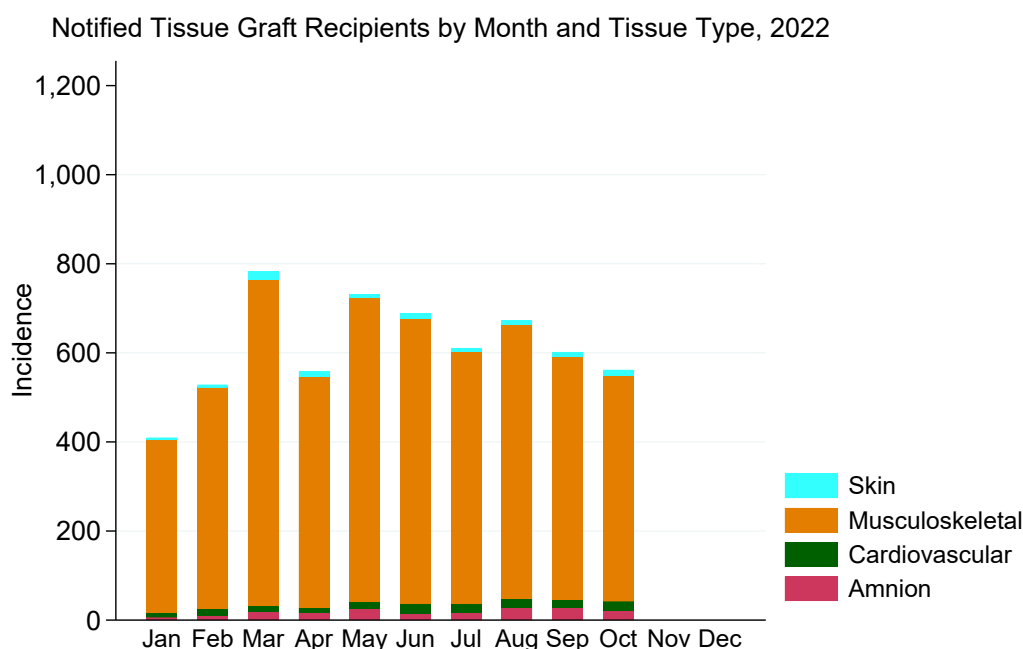


Figure 22: Notified Tissue Graft Recipients by Month and Tissue Type, 2022

Table 32: Notified Tissue Graft Recipients by Jurisdiction of Retrieving Bank and Tissue Type, 2022

	Amnion	Cardiovascular	Musculoskeletal	Skin
NSW	187	161	3010	3
VIC	0	7	1191	61
QLD	0	0	721	33
SA	0	0	32	0
WA	0	0	737	0
<b>AUSTRALIA</b>	<b>187</b>	<b>168</b>	<b>5691</b>	<b>97</b>

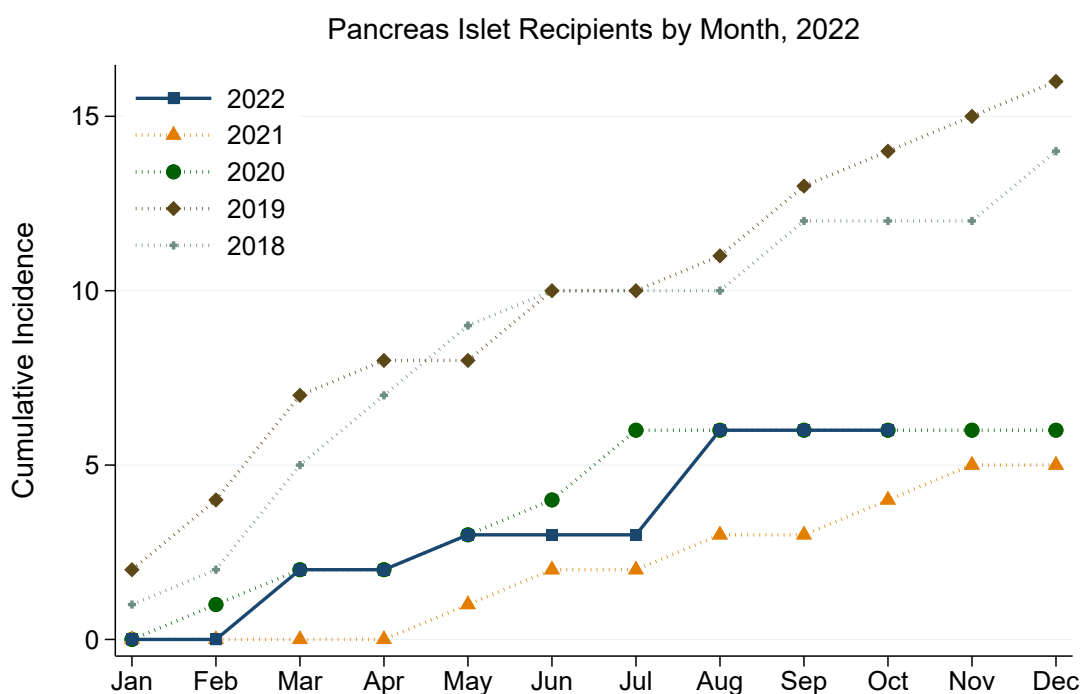


Figure 23: Pancreas Islet Recipients by Month, 2022

Table 33: Pancreas Islet Graft Recipients by Transplant Jurisdiction and Month, 2022

	Jan	Feb	Mar	Apr	May	Jun	Jul	Aug	Sep	Oct	Nov	Dec	Total
NSW	0	0	1	0	0	0	0	1	0	0			2
VIC	0	0	1	0	1	0	0	0	0	0			2
QLD	0	0	0	0	0	0	0	0	0	0			0
SA	0	0	0	0	0	0	0	2	0	0			2
WA	0	0	0	0	0	0	0	0	0	0			0
TAS	0	0	0	0	0	0	0	0	0	0			0
NT	0	0	0	0	0	0	0	0	0	0			0
ACT	0	0	0	0	0	0	0	0	0	0			0
<b>AUSTRALIA</b>	<b>0</b>	<b>0</b>	<b>2</b>	<b>0</b>	<b>1</b>	<b>0</b>	<b>0</b>	<b>3</b>	<b>0</b>	<b>0</b>			<b>6</b>



## 7 Glossary and Definitions

- 1 *Amnion (am)* – is the innemost layer of the embryonic membranes.
- 2 *Cardiovascular tissue (cv)* – includes, but not limited to, heart valves, pericardium and annexed vessels.
- 3 *Cornea* – The cornea is the transparent anterior tissue of the eyeball consisting of many layers.
- 4 *Deceased solid organ and tissue donation* – identifies a donation event where one or more solid organs and tissues are retrieved from a deceased donor. Data has been crosschecked with the solid organ and tissue sector to ensure the donor has met the deceased solid organ and tissue donation criteria.
- 5 *Deceased tissue donation* – identifies a donation event where one or more tissues are retrieved from a deceased donor and can comprise of musculoskeletal, cardiovascular, skin or eye tissue.
- 6 *Donation event*
  - A single retrieval event, within a calendar day, where a living donor can donate one or more musculoskeletal, cardiovascular, or amnion tissues.
  - Retrieval from deceased donors of solid organ, tissue and/or eyes that may occur on differing days but after the donor declaration of death date.
- 7 *Eye only donor* – A deceased donor where eye only retrieval has taken place. A donor is counted as an eye only donor if 2 whole eyes, 2 corneas only, one eye or one cornea only is retrieved. Outcomes of donated eye tissue are not limited to transplantation.
- 8 *Eye and solid organ (and tissue) donor* – A deceased donor where eye and solid organ retrieval has taken place. These donors may or may not have donated an additional tissue(s) e.g. musculoskeletal, cardiovascular or skin. Data has been crosschecked with the solid organ and tissue sector to confirm the donation event and donor classification.
- 9 *Eye and tissue only donor* – A deceased donor where eye and an additional tissue(s) e.g. musculoskeletal, cardiovascular or skin has taken place. Data has been crosschecked with the tissue sector to confirm the donation event and donor classification.
- 10 *Eye tissue donation* – Unless otherwise specified all donors undergo retrieval of both whole eyes or both corneas. This means the number of eye tissue donations can be calculated by doubling the amount of total eye donors.
- 11 *Eye tissue graft transplants* – Corneal or scleral tissue transplanted into an eye tissue recipient within the reporting time period.
- 12 *Eye tissue recipient* – Unless otherwise specified the number of eye tissue recipients is equal to the number of eye tissue graft transplants (consistent with EBAANZ).
- 13 *Living tissue donation* – identifies a donation event where one or more tissues are retrieved from a living donor. Living tissue can be amnion, cardiovascular, but is vastly comprised of donated femoral heads (bone) retrieved during hip replacement surgery. A living musculoskeletal donor can donate one femoral head during one donation event, two femoral heads during one donation event or one femoral head during two separate donation events.
- 14 *Musculoskeletal tissue (ms)* – includes, but not limited to, bone, cartilage and tendon retrieved from areas such as the pelvis, arm and leg.

## Eye and Tissue Donation Registry

---

- 15 *Notified tissue graft implants* – Number of tissue grafts supplied and confirmed by the hospital to the distributing tissue bank to have been implanted. One tissue graft recipient may receive multiple graft implants.
- 16 *Notified tissue graft recipients* – The number of tissue graft recipients, confirmed by the hospital to the distributing bank, who receive one or more graft implants during a single tissue transplant event.
- 17 *Pancreas islet (pi)* – A multicellular structure within the pancreas that maintains normal blood glucose level within the body.
- 18 *Sclera unit* – A unit of the protective outer layer of the eyeball, used for transplantation during ocular surgery.
- 19 *Skin tissue (sk)* – includes, but not limited to, split thickness skin (epidermis and upper part of the dermis), of varying size.
- 20 *Tissue transplant event*
  - A single tissue transplant event occurs when a tissue graft recipient receives 1 or more tissue grafts on a single occasion. This will be counted as one tissue graft recipient, one tissue transplant event.
  - If a tissue graft recipient receives 1 or more tissue grafts during multiple tissue transplant events, this will be counted as one tissue graft recipient *for each tissue transplant event*.
- 21 *Unique donor* – A deceased or living donor who donates one or more tissue(s) during a single donation event.

## 8 Contributors

### NSW:

- Australian Tissue Donation Network
- Hunter New England Bone Bank
- Lions NSW Eye Bank
- NSW Bone Bank
- Rachel Forster Bone Bank
- Sydney Heart Valve Bank

### VIC:

- Barwon Health Bone Bank
- Donor Tissue Bank of Victoria
- Lions Eye Donation Service

### QLD:

- QLD Eye Bank
- QLD Bone Bank
- QLD Heart Valve Bank

### SA:

- Eye Bank of SA
- SA Tissue Bank

### WA:

- Lions Eye Bank WA
- PlusLife (Perth Bone and Tissue Bank)

### ACT:

- DonateLife ACT

Special acknowledgement to the BAA and the EBAANZ for their comments.