

TRANSPLANT



187

36 pmp

LIVE DONOR

85

↓ **2.3%**
vs. 87 in 2020

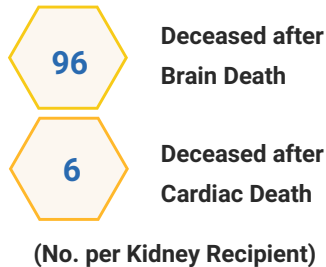
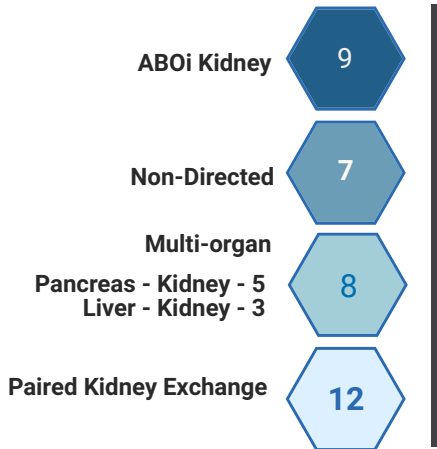
NEW TRANSPLANTS

0% vs. 187 in 2020

DECEASED DONOR

102


↑ **2%**
vs. 100 in 2020



448
ACTIVE PATIENTS ON DECEASED WAITING LIST

22.7 PER 100

NEW DECEASED TRANSPLANTS PER 100 PATIENTS ACTIVE ON LIST



OVER THE PAST YEAR

5452

vs. 5201 in 2020
1054 ppm (2021) vs. 1022 ppm (2020)

People being treated for Kidney Failure

3155

vs. 3004 in 2020
610 ppm (2021) vs. 590 ppm (2020)

Number of People living on Dialysis

2297

vs. 2199 in 2020
444 ppm (2021) vs. 432 ppm (2020)

Number of People living with a Transplant

708

vs. 710 in 2020
137 ppm (2021) vs. 139 ppm (2020)

People who Started Kidney Replacement therapy

DIALYSIS

669

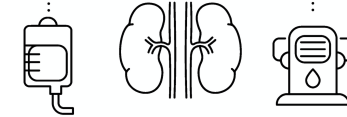
vs. 523 in 2020

PERITONEAL DIALYSIS PD

241

vs. 268 in 2020
47 pmp (2021)

NEW DIALYSIS PATIENTS



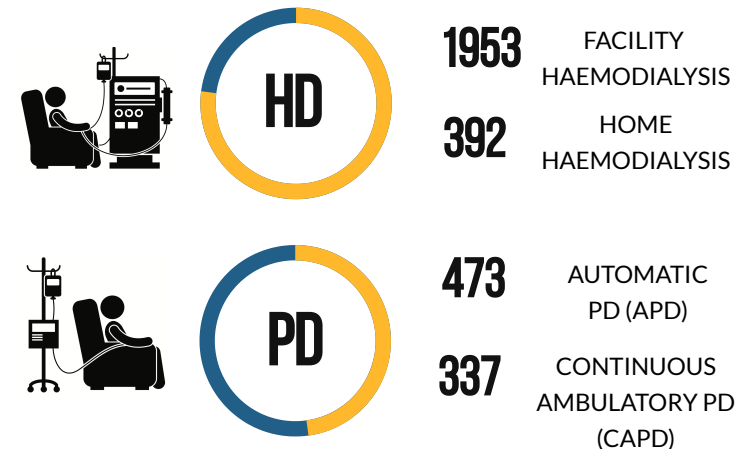
HAEMO-DIALYSIS HD

428

vs. 403 in 2020
83 pmp (2021)

PREVALENCE

Total Patients on HD vs. PD



WHERE DO WE DO DIALYSIS ?

1202

232 pmp



HOME vs. FACILITY



1953

378 pmp