



Eye and Tissue Donation in Australia

Monthly Report

April 2022

Preliminary Data

Data collected from Australian Eye and Tissue Banks
This report supersedes any monthly interim summaries previously released for 2022

Produced 24 May 2022 1:57 PM
Data Received by ANZOD up to 23 May 2022

Contents

1	Acknowledgements	4
2	Counting Methodology	5
3	Eye and Tissue Donors	6
3.1	Unique Tissue Donors	6
3.2	Eye Donors	13
4	Tissue Donations	19
5	Notified Tissue Grafts Implanted	25
6	Notified Tissue Graft Recipients	29
7	Glossary and Definitions	32
8	Contributors	34

List of Figures

1	Unique Tissue Donors by Month, 2022	6
2	Unique Tissue Donors by Month and Jurisdiction, 2022	7
3	Unique Tissue Donors by Month and Donor Type, 2022	8
4	Unique Tissue Donors by Month and Gender, 2022	9
5	Unique Tissue Donors by Month and Age Range, 2022	10
6	Unique Tissue Donors by Age Range and Donor Type, 2022	11
7	Unique Tissue Donors by Age Range and Gender, 2022	12
8	Eye Donors by Month, 2022	13
9	Eye Donors by Month and Jurisdiction, 2022	14
10	Eye Donors by Month and Gender, 2022	15
11	Eye Donors by Month and Age Range, 2022	16
12	Eye Donors by Age Range and Gender, 2022	17
13	Eye Donors by Month and Donor Category, 2022	18
14	Tissue Donations by Month, 2022	19
15	Tissue Donations by Month and Jurisdiction, 2022	20
16	Tissue Donations by Month and Donor Type, 2022	21
17	Tissue Donations by Month and Gender, 2022	24
18	Notified Tissue Grafts Implanted by Month, 2022	25
19	Notified Tissue Grafts Implanted by Month and Tissue Type, 2022	26
20	Notified Eye Tissue Graft Transplants by Month, 2022	27
21	Notified Tissue Graft Recipients by Month, 2022	29
22	Notified Tissue Graft Recipients by Month and Tissue Type, 2022	30
23	Pancreas Islet Recipients by Month, 2022	31

List of Tables

1	Unique Tissue Donors by Jurisdiction of Retrieval and Month, 2022	7
2	Unique Living Tissue Donors by Jurisdiction of Retrieval and Month, 2022	8
3	Unique Deceased Tissue Donors by Jurisdiction of Retrieval and Month, 2022	8
4	Unique Female Tissue Donors by Jurisdiction of Retrieval and Month, 2022	9
5	Unique Male Tissue Donors by Jurisdiction of Retrieval and Month, 2022	9
6	Unique Tissue Donors by Jurisdiction of Retrieval and Age Range, 2022	10
7	Unique Living Tissue Donors by Jurisdiction of Retrieval and Age Range, 2022	11
8	Unique Deceased Tissue Donors by Jurisdiction of Retrieval and Age Range, 2022	11
9	Unique Female Tissue Donors by Jurisdiction of Retrieval and Age Range, 2022	12
10	Unique Male Tissue Donors by Jurisdiction of Retrieval and Age Range, 2022	12
11	Eye Donors by Jurisdiction of Retrieval and Month, 2022	14
12	Female Eye Donors by Jurisdiction of Retrieval and Month, 2022	15
13	Male Eye Donors by Jurisdiction of Retrieval and Month, 2022	15
14	Eye Donors by Jurisdiction of Retrieval and Age Range, 2022	16
15	Female Eye Donors by Jurisdiction of Retrieval and Age Range, 2022	17
16	Male Eye Donors by Jurisdiction of Retrieval and Age Range, 2022	17
17	Eye Donors by Jurisdiction of Retrieval and Donor Category, 2022	18
18	Tissue Donations by Jurisdiction of Retrieval and Month, 2022	20
19	Living Tissue Donations by Jurisdiction of Retrieval and Month, 2022	21
20	Living Tissue Donations by Jurisdiction of Retrieval and Tissue Type, 2022	22
21	Deceased Tissue Donations by Jurisdiction of Retrieval and Month, 2022	22
22	Deceased Tissue Donations by Jurisdiction of Retrieval and Donor Category, 2022	22
23	Intended Solid Organ Donor Who Became Eyes and Tissue Donors, 2022	23
24	Female Tissue Donations by Jurisdiction of Retrieval and Month, 2022	24
25	Male Tissue Donations by Jurisdiction of Retrieval and Month, 2022	24
26	Notified Tissue Grafts Implanted by Jurisdiction of Retrieving Bank and Month, 2022	25
27	Notified Tissue Grafts Implanted by Jurisdiction of Retrieving Bank and Tissue Type, 2022	26
28	Notified Eye Tissue Graft Transplants by Jurisdiction of Retrieving Bank and Month, 2022	27
29	Cornea Graft Transplants by Jurisdiction of Retrieving Bank and Month, 2022	28
30	Sclera Unit Graft Transplants by Jurisdiction of Retrieving Bank and Month, 2022	28
31	Notified Tissue Graft Recipients by Jurisdiction of Retrieving Bank and Month, 2022	29
32	Notified Tissue Graft Recipients by Jurisdiction of Retrieving Bank and Tissue Type, 2022	30
33	Pancreas Islet Graft Recipients by Transplant Jurisdiction and Month, 2022	31

1 Acknowledgements

According to the Eye Bank Association of Australia and New Zealand (EBAANZ), since the end of 2011, the number of corneal transplants in Australia each year has exceeded the number of new patients requiring transplants each year. This means the current demand for corneal transplants in Australia is being met and should be noted when comparing 2022 corneal transplantation numbers to previous years published.

2 Counting Methodology

Each eye and tissue bank uses a Minimum Data Set Template (MDS) to provide the Registry de-identified donor information for each tissue type, as well as aggregate data for reporting of notified tissue graft implants and notified tissue graft recipients.

Data received undergoes reconciliation and cross checking between the solid organ sector (ANZOD), the eye sector (participating eye banks) and the tissue sector (participating tissue banks) to ensure accuracy at the time of reporting.

The Registry declares:

- All donations of eye tissue have come from deceased donors.
- Eye donors include those who have donated 2 whole eyes, 2 corneas or one whole eye or one cornea.
- Eye and Tissue Graft Implants and Transplant Recipient data includes transplant events that have occurred in a different jurisdiction to where the tissue was donated.
- Graft Implants and Transplant Recipient data may or may not be a direct outcome of tissue donations reported for the month, as tissue can be stored for a period of time before the graft is implanted.
- Outcome data does not capture tissue that has been supplied for implant but not yet notified as implanted to the distributing tissue bank.
- This report supersedes previous monthly reports and as data reported is subject to revision it may change in subsequent reporting.

3 Eye and Tissue Donors

3.1 Unique Tissue Donors

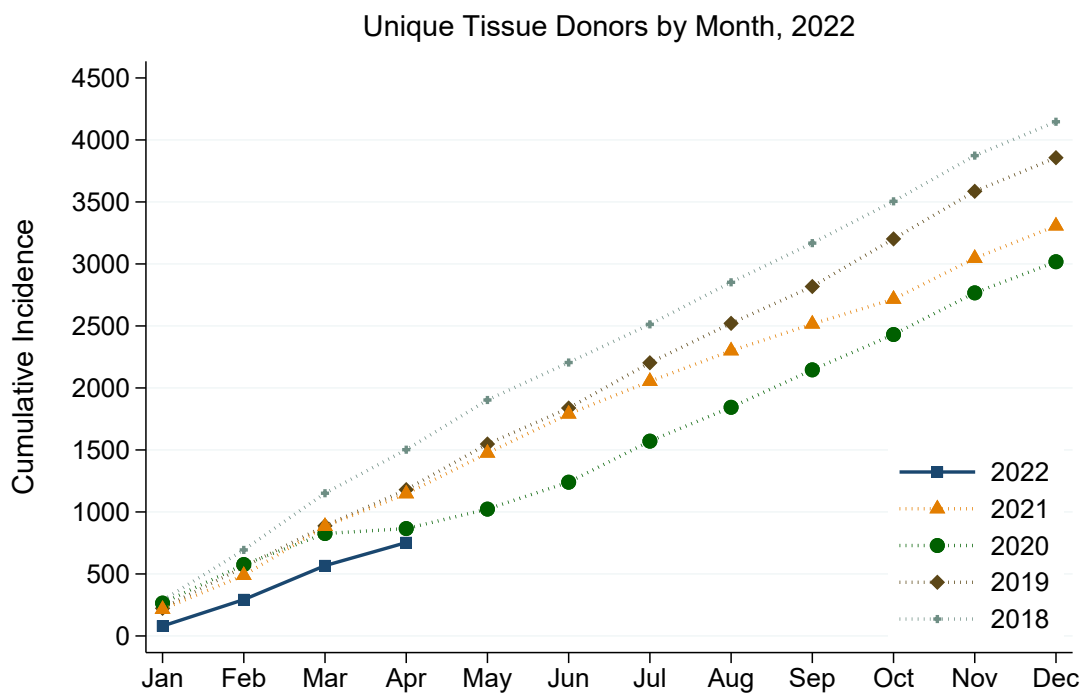


Figure 1: Unique Tissue Donors by Month, 2022

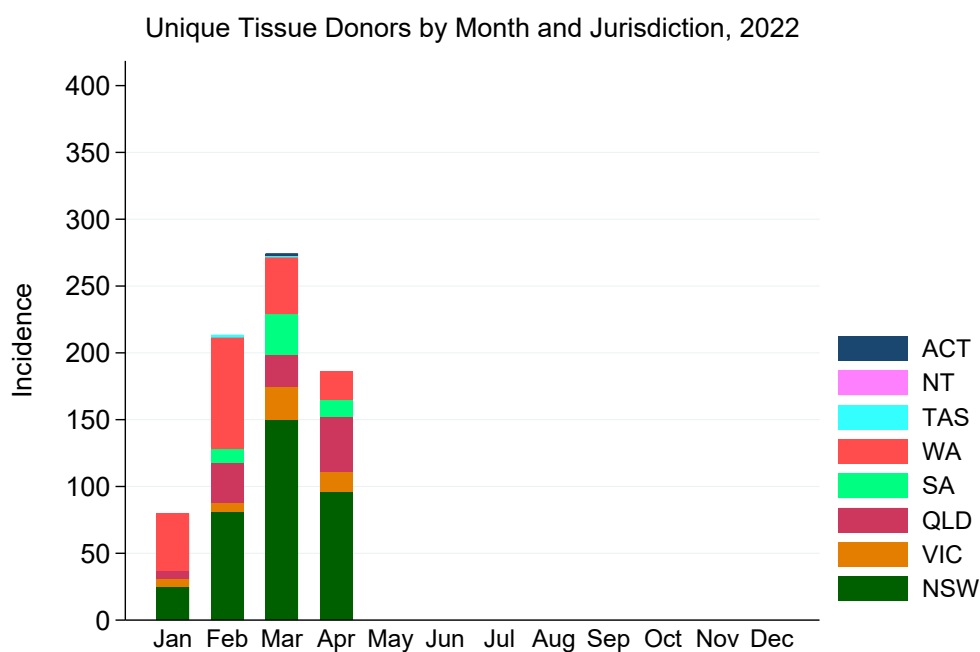


Figure 2: Unique Tissue Donors by Month and Jurisdiction, 2022

Table 1: Unique Tissue Donors by Jurisdiction of Retrieval and Month, 2022

	Jan	Feb	Mar	Apr	May	Jun	Jul	Aug	Sep	Oct	Nov	Dec	Total
NSW	25	81	150	96									352
VIC	6	7	25	15									53
QLD	6	30	24	41									101
SA	0	10	30	13									53
WA	43	84	43	21									191
TAS	0	1	1	0									2
NT	0	0	0	0									0
ACT	0	0	1	0									1
AUSTRALIA	80	213	274	186									753

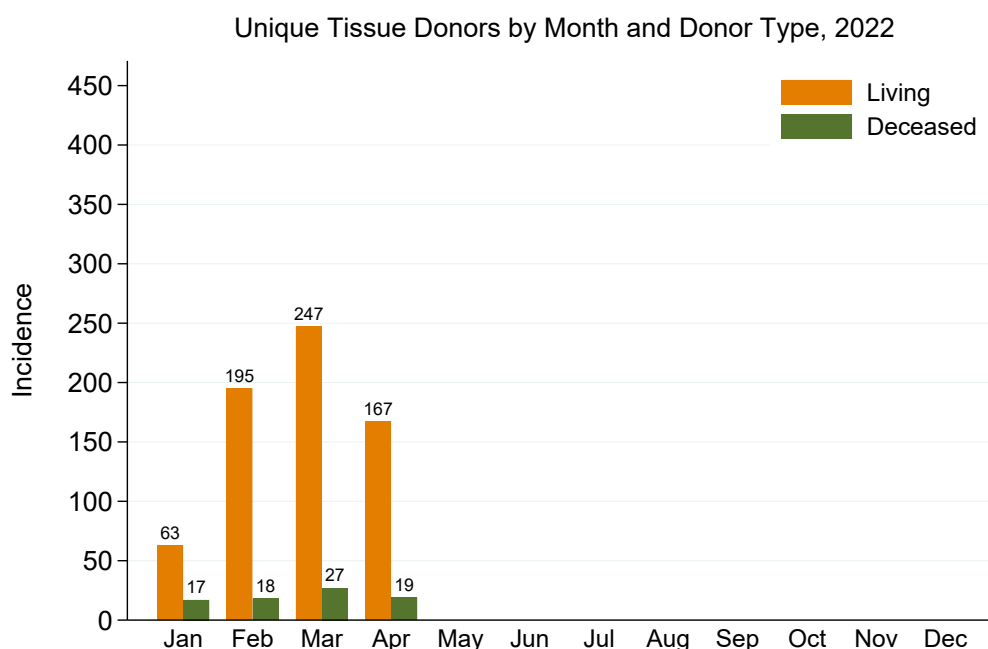


Figure 3: Unique Tissue Donors by Month and Donor Type, 2022

Table 2: Unique Living Tissue Donors by Jurisdiction of Retrieval and Month, 2022

	Jan	Feb	Mar	Apr	May	Jun	Jul	Aug	Sep	Oct	Nov	Dec	Total
NSW	18	74	142	93									327
VIC	1	5	20	10									36
QLD	1	22	12	35									70
SA	0	10	30	11									51
WA	43	84	43	18									188
TAS	0	0	0	0									0
NT	0	0	0	0									0
ACT	0	0	0	0									0
AUSTRALIA	63	195	247	167									672

Table 3: Unique Deceased Tissue Donors by Jurisdiction of Retrieval and Month, 2022

	Jan	Feb	Mar	Apr	May	Jun	Jul	Aug	Sep	Oct	Nov	Dec	Total
NSW	7	7	8	3									25
VIC	5	2	5	5									17
QLD	5	8	12	6									31
SA	0	0	0	2									2
WA	0	0	0	3									3
TAS	0	1	1	0									2
NT	0	0	0	0									0
ACT	0	0	1	0									1
AUSTRALIA	17	18	27	19									81

Eye and Tissue Donation Registry

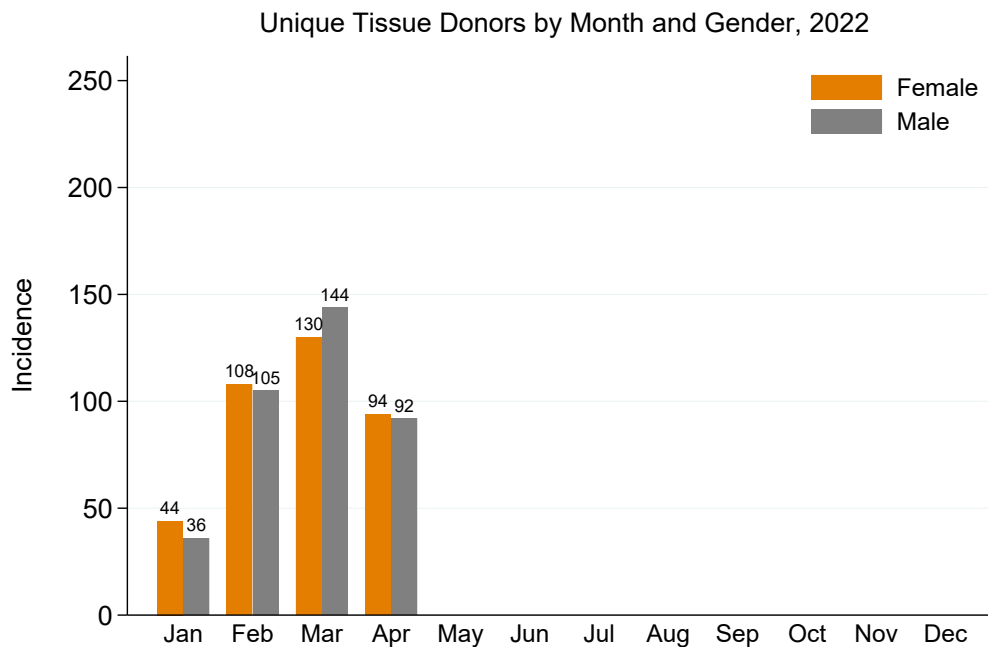


Figure 4: Unique Tissue Donors by Month and Gender, 2022

Table 4: Unique Female Tissue Donors by Jurisdiction of Retrieval and Month, 2022

	Jan	Feb	Mar	Apr	May	Jun	Jul	Aug	Sep	Oct	Nov	Dec	Total
NSW	10	42	80	50									182
VIC	4	3	15	9									31
QLD	0	14	6	19									39
SA	0	4	15	7									26
WA	30	44	14	9									97
TAS	0	1	0	0									1
NT	0	0	0	0									0
ACT	0	0	0	0									0
AUSTRALIA	44	108	130	94									376

Table 5: Unique Male Tissue Donors by Jurisdiction of Retrieval and Month, 2022

	Jan	Feb	Mar	Apr	May	Jun	Jul	Aug	Sep	Oct	Nov	Dec	Total
NSW	15	39	70	46									170
VIC	2	4	10	6									22
QLD	6	16	18	22									62
SA	0	6	15	6									27
WA	13	40	29	12									94
TAS	0	0	1	0									1
NT	0	0	0	0									0
ACT	0	0	1	0									1
AUSTRALIA	36	105	144	92									377

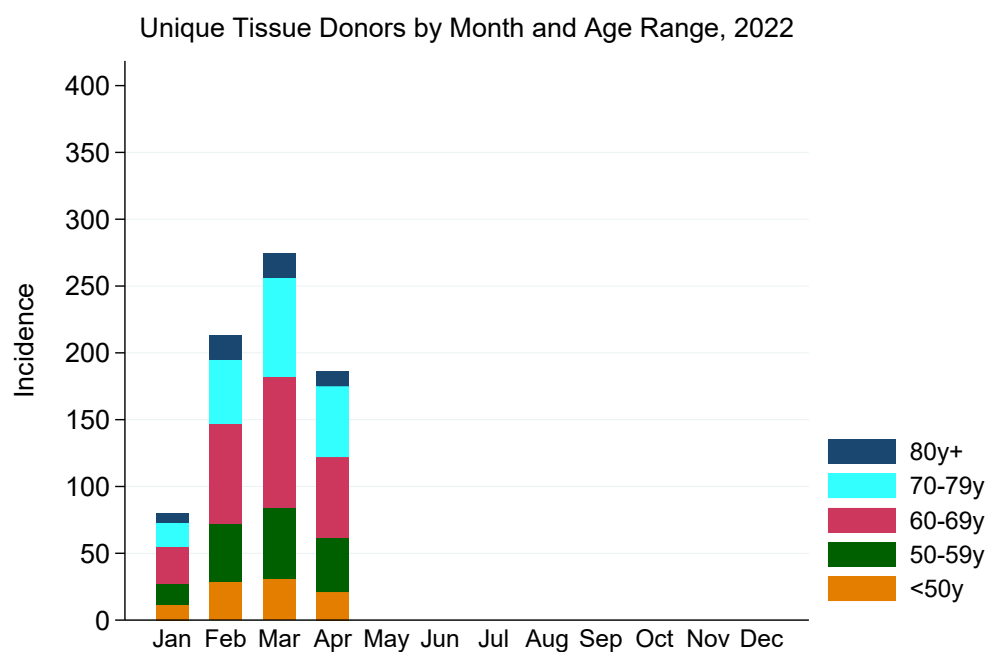


Figure 5: Unique Tissue Donors by Month and Age Range, 2022

Table 6: Unique Tissue Donors by Jurisdiction of Retrieval and Age Range, 2022

	<50y	50-59y	60-69y	70-79y	80y+	Total
NSW	41	69	108	106	28	352
VIC	8	10	18	14	3	53
QLD	23	33	39	4	2	101
SA	5	8	16	16	8	53
WA	13	32	80	53	13	191
TAS	2	0	0	0	0	2
NT	0	0	0	0	0	0
ACT	1	0	0	0	0	1
AUSTRALIA	93	152	261	193	54	753

Eye and Tissue Donation Registry

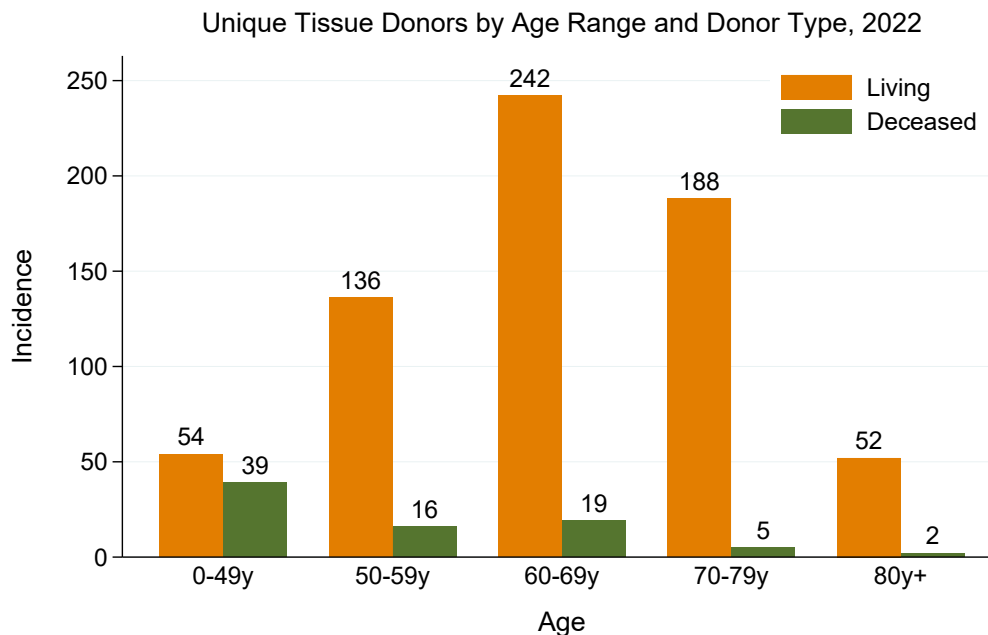


Figure 6: Unique Tissue Donors by Age Range and Donor Type, 2022

Table 7: Unique Living Tissue Donors by Jurisdiction of Retrieval and Age Range, 2022

	<50y	50-59y	60-69y	70-79y	80y+	Total
NSW	31	63	101	104	28	327
VIC	2	5	12	14	3	36
QLD	7	29	33	1	0	70
SA	4	7	16	16	8	51
WA	10	32	80	53	13	188
TAS	0	0	0	0	0	0
NT	0	0	0	0	0	0
ACT	0	0	0	0	0	0
AUSTRALIA	54	136	242	188	52	672

Table 8: Unique Deceased Tissue Donors by Jurisdiction of Retrieval and Age Range, 2022

	<50y	50-59y	60-69y	70-79y	80y+	Total
NSW	10	6	7	2	0	25
VIC	6	5	6	0	0	17
QLD	16	4	6	3	2	31
SA	1	1	0	0	0	2
WA	3	0	0	0	0	3
TAS	2	0	0	0	0	2
NT	0	0	0	0	0	0
ACT	1	0	0	0	0	1
AUSTRALIA	39	16	19	5	2	81

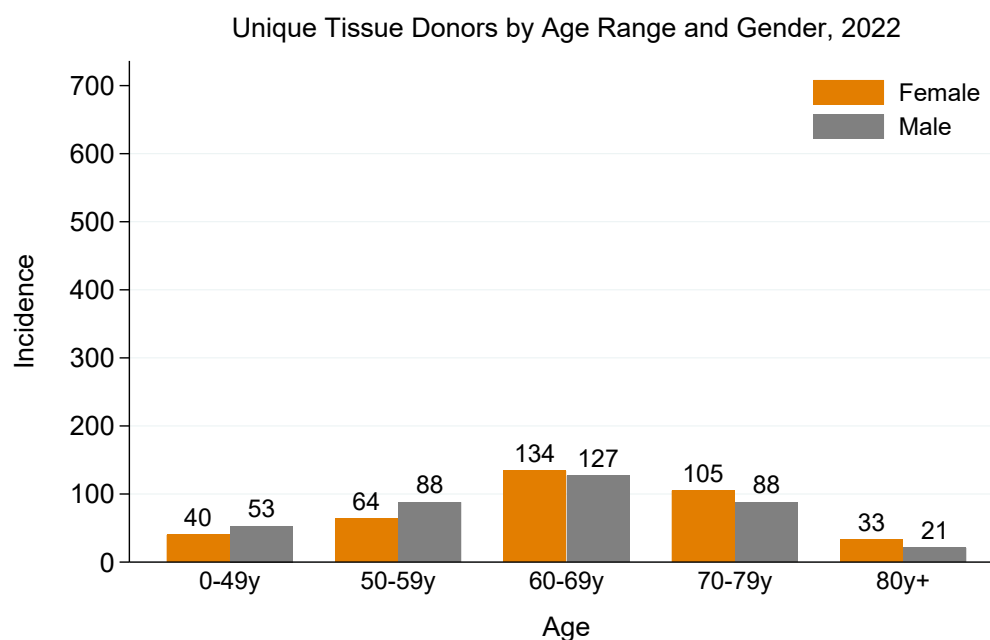


Figure 7: Unique Tissue Donors by Age Range and Gender, 2022

Table 9: Unique Female Tissue Donors by Jurisdiction of Retrieval and Age Range, 2022

	<50y	50-59y	60-69y	70-79y	80y+	Total
NSW	20	30	57	59	16	182
VIC	3	8	11	8	1	31
QLD	10	13	14	0	2	39
SA	2	3	10	7	4	26
WA	4	10	42	31	10	97
TAS	1	0	0	0	0	1
NT	0	0	0	0	0	0
ACT	0	0	0	0	0	0
AUSTRALIA	40	64	134	105	33	376

Table 10: Unique Male Tissue Donors by Jurisdiction of Retrieval and Age Range, 2022

	<50y	50-59y	60-69y	70-79y	80y+	Total
NSW	21	39	51	47	12	170
VIC	5	2	7	6	2	22
QLD	13	20	25	4	0	62
SA	3	5	6	9	4	27
WA	9	22	38	22	3	94
TAS	1	0	0	0	0	1
NT	0	0	0	0	0	0
ACT	1	0	0	0	0	1
AUSTRALIA	53	88	127	88	21	377

Eye and Tissue Donation Registry

3.2 Eye Donors

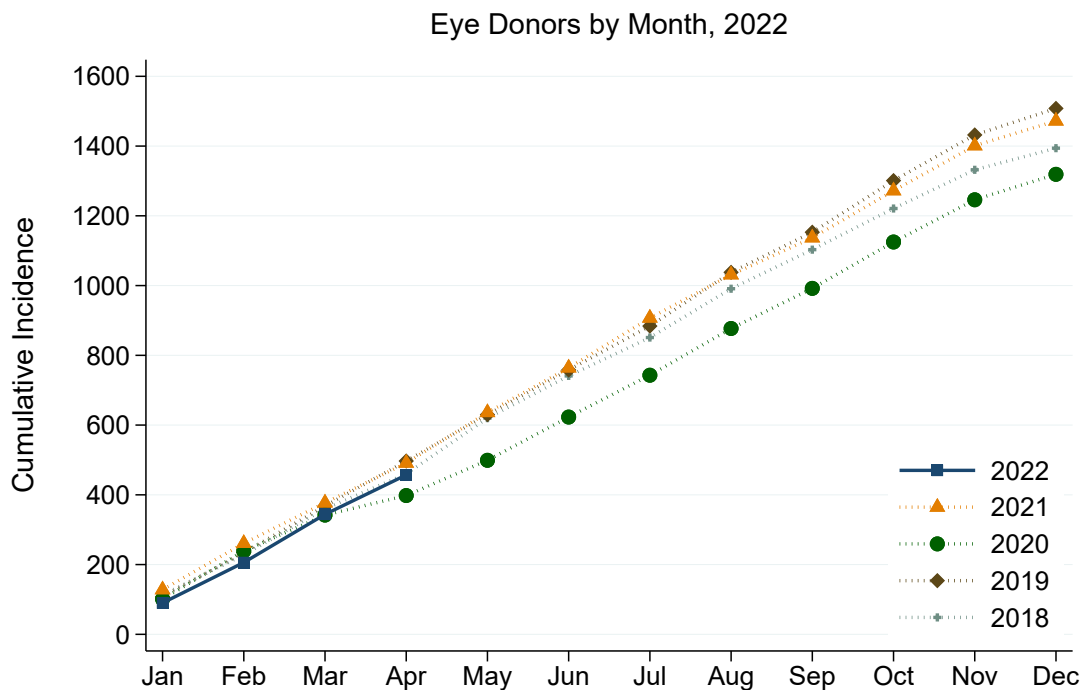


Figure 8: Eye Donors by Month, 2022

Note: The total number of eye donors for January 2020 has increased by 1 due to revision of data provided to the Eye and Tissue Donation Registry.

Eye and Tissue Donation Registry

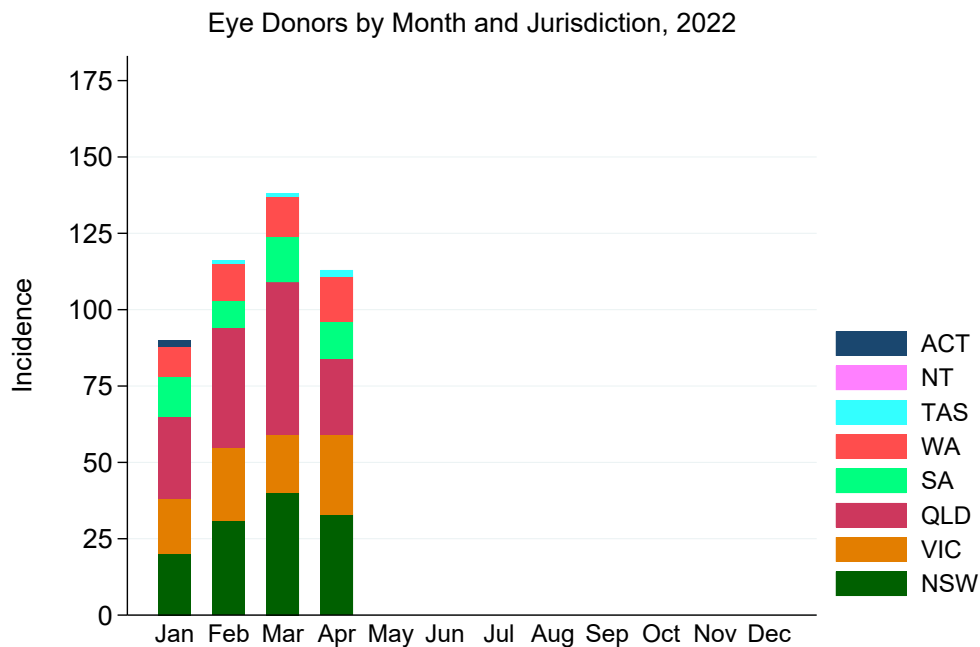


Figure 9: Eye Donors by Month and Jurisdiction, 2022

Table 11: Eye Donors by Jurisdiction of Retrieval and Month, 2022

	Jan	Feb	Mar	Apr	May	Jun	Jul	Aug	Sep	Oct	Nov	Dec	Total
NSW	20	31	40	33									124
VIC	18	24	19	26									87
QLD	27	39	50	25									141
SA	13	9	15	12									49
WA	10	12	13	15									50
TAS	0	1	1	2									4
NT	0	0	0	0									0
ACT	2	0	0	0									2
AUSTRALIA	90	116	138	113									457

Eye and Tissue Donation Registry

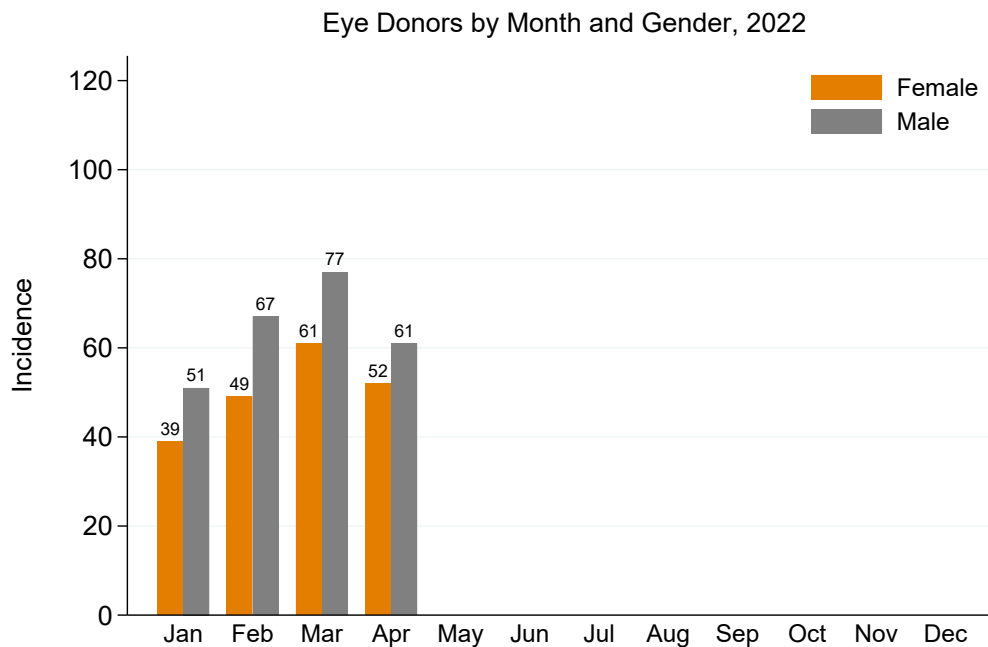


Figure 10: Eye Donors by Month and Gender, 2022

Table 12: Female Eye Donors by Jurisdiction of Retrieval and Month, 2022

	Jan	Feb	Mar	Apr	May	Jun	Jul	Aug	Sep	Oct	Nov	Dec	Total
NSW	8	13	19	14									54
VIC	8	9	11	17									45
QLD	11	20	18	12									61
SA	7	1	7	3									18
WA	5	5	6	6									22
TAS	0	1	0	0									1
NT	0	0	0	0									0
ACT	0	0	0	0									0
AUSTRALIA	39	49	61	52									201

Table 13: Male Eye Donors by Jurisdiction of Retrieval and Month, 2022

	Jan	Feb	Mar	Apr	May	Jun	Jul	Aug	Sep	Oct	Nov	Dec	Total
NSW	12	18	21	19									70
VIC	10	15	8	9									42
QLD	16	19	32	13									80
SA	6	8	8	9									31
WA	5	7	7	9									28
TAS	0	0	1	2									3
NT	0	0	0	0									0
ACT	2	0	0	0									2
AUSTRALIA	51	67	77	61									256

Eye and Tissue Donation Registry

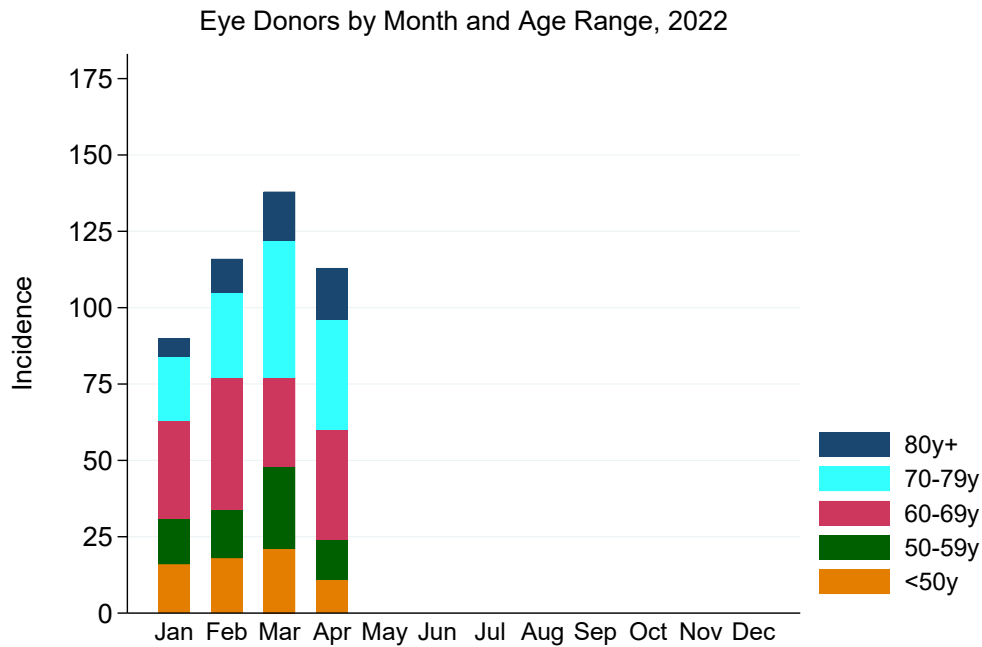


Figure 11: Eye Donors by Month and Age Range, 2022

Table 14: Eye Donors by Jurisdiction of Retrieval and Age Range, 2022

	<50y	50-59y	60-69y	70-79y	80y+	Total
NSW	15	14	28	44	23	124
VIC	15	20	28	20	4	87
QLD	20	19	38	43	21	141
SA	3	8	21	15	2	49
WA	11	10	23	6	0	50
TAS	1	0	2	1	0	4
NT	0	0	0	0	0	0
ACT	1	0	0	1	0	2
AUSTRALIA	66	71	140	130	50	457

Eye and Tissue Donation Registry

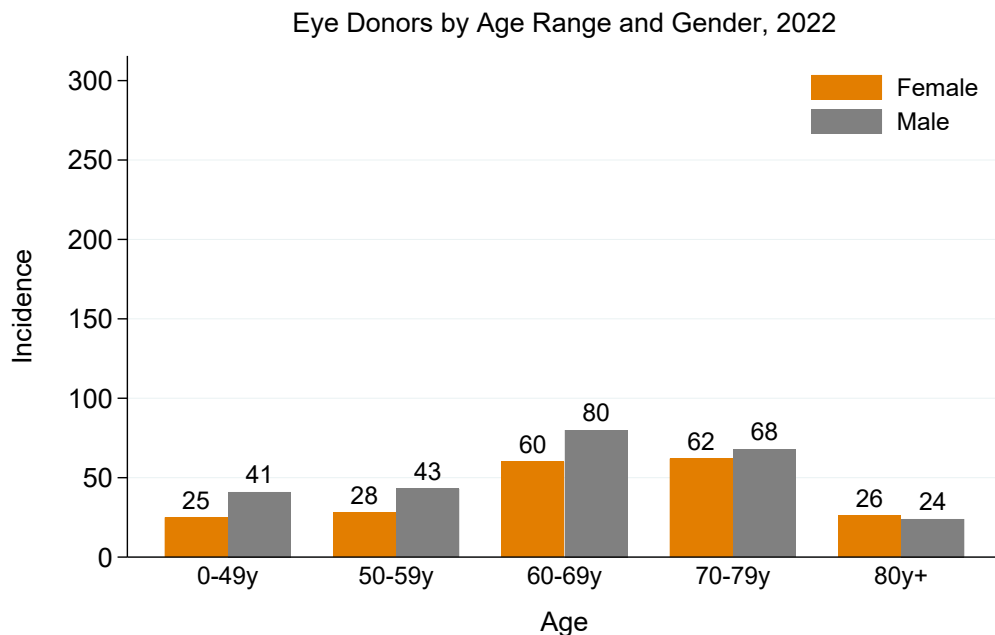


Figure 12: Eye Donors by Age Range and Gender, 2022

Table 15: Female Eye Donors by Jurisdiction of Retrieval and Age Range, 2022

	<50y	50-59y	60-69y	70-79y	80y+	Total
NSW	5	5	10	24	10	54
VIC	8	11	14	9	3	45
QLD	7	6	19	18	11	61
SA	0	2	7	7	2	18
WA	4	4	10	4	0	22
TAS	1	0	0	0	0	1
NT	0	0	0	0	0	0
ACT	0	0	0	0	0	0
AUSTRALIA	25	28	60	62	26	201

Table 16: Male Eye Donors by Jurisdiction of Retrieval and Age Range, 2022

	<50y	50-59y	60-69y	70-79y	80y+	Total
NSW	10	9	18	20	13	70
VIC	7	9	14	11	1	42
QLD	13	13	19	25	10	80
SA	3	6	14	8	0	31
WA	7	6	13	2	0	28
TAS	0	0	2	1	0	3
NT	0	0	0	0	0	0
ACT	1	0	0	1	0	2
AUSTRALIA	41	43	80	68	24	256

Eye and Tissue Donation Registry

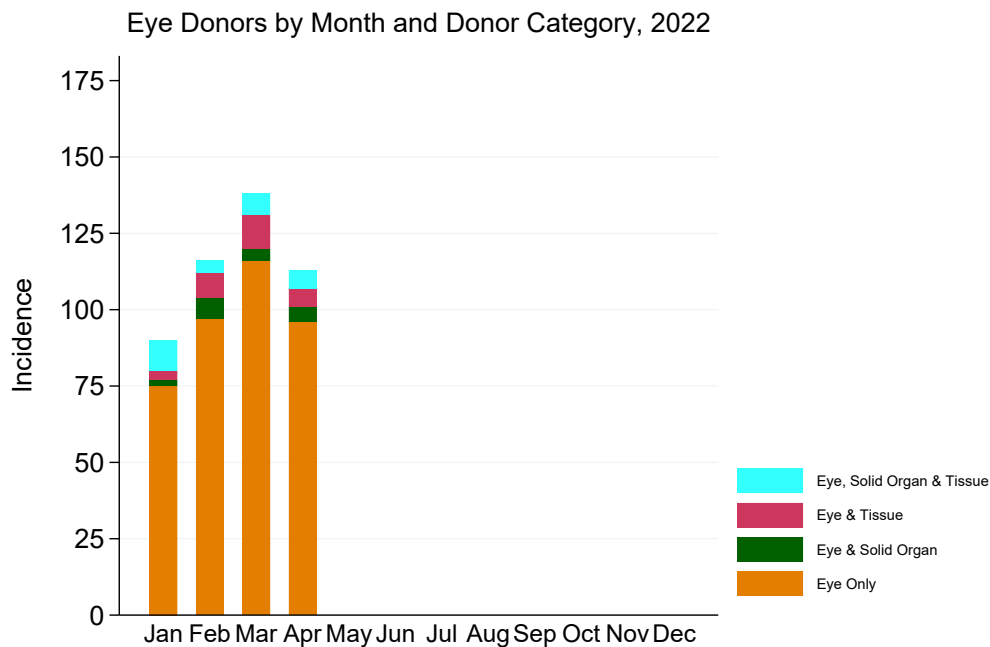


Figure 13: Eye Donors by Month and Donor Category, 2022

Table 17: Eye Donors by Jurisdiction of Retrieval and Donor Category, 2022

	Eye Only	Eye and Solid Organ	Eye and Tissue	Eye, Solid Organ and Tissue
NSW	108	4	4	8
VIC	64	11	4	8
QLD	111	2	20	8
SA	48	0	0	1
WA	48	1	0	1
TAS	3	0	0	1
ACT	2	0	0	0
AUSTRALIA	384	18	28	27

4 Tissue Donations

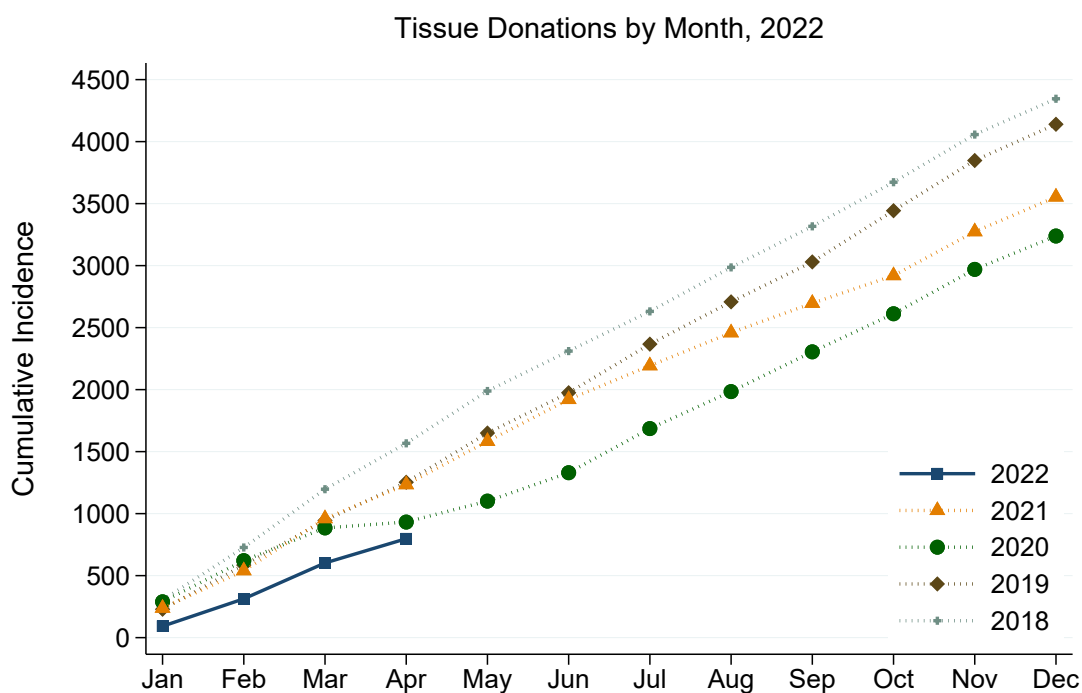


Figure 14: Tissue Donations by Month, 2022

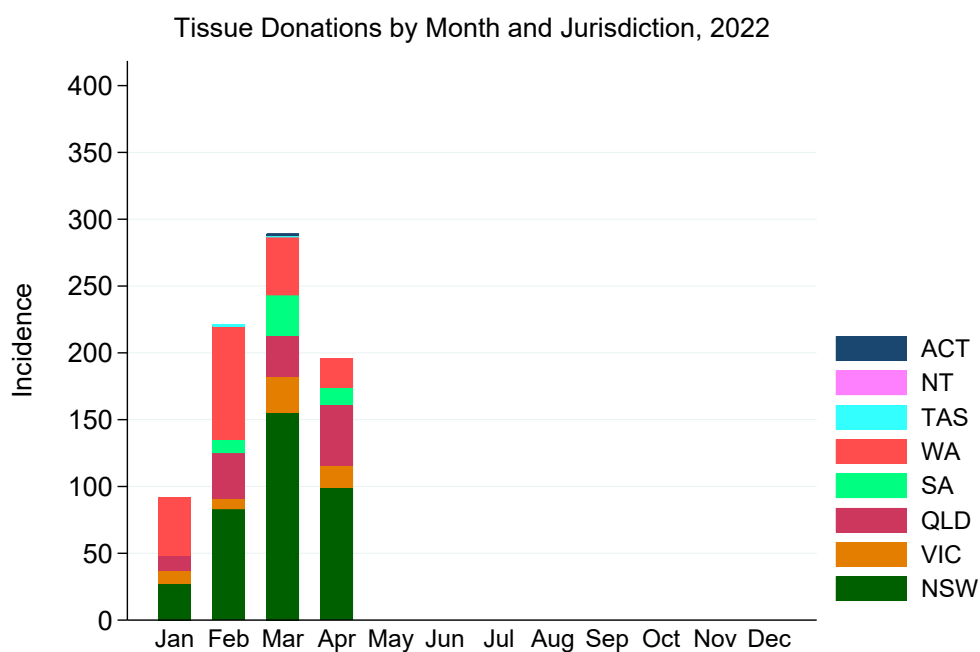


Figure 15: Tissue Donations by Month and Jurisdiction, 2022

Table 18: Tissue Donations by Jurisdiction of Retrieval and Month, 2022

	Jan	Feb	Mar	Apr	May	Jun	Jul	Aug	Sep	Oct	Nov	Dec	Total
NSW	27	83	155	99									364
VIC	10	8	27	17									62
QLD	11	34	31	45									121
SA	0	10	30	13									53
WA	44	85	44	22									195
TAS	0	1	1	0									2
NT	0	0	0	0									0
ACT	0	0	1	0									1
AUSTRALIA	92	221	289	196									798

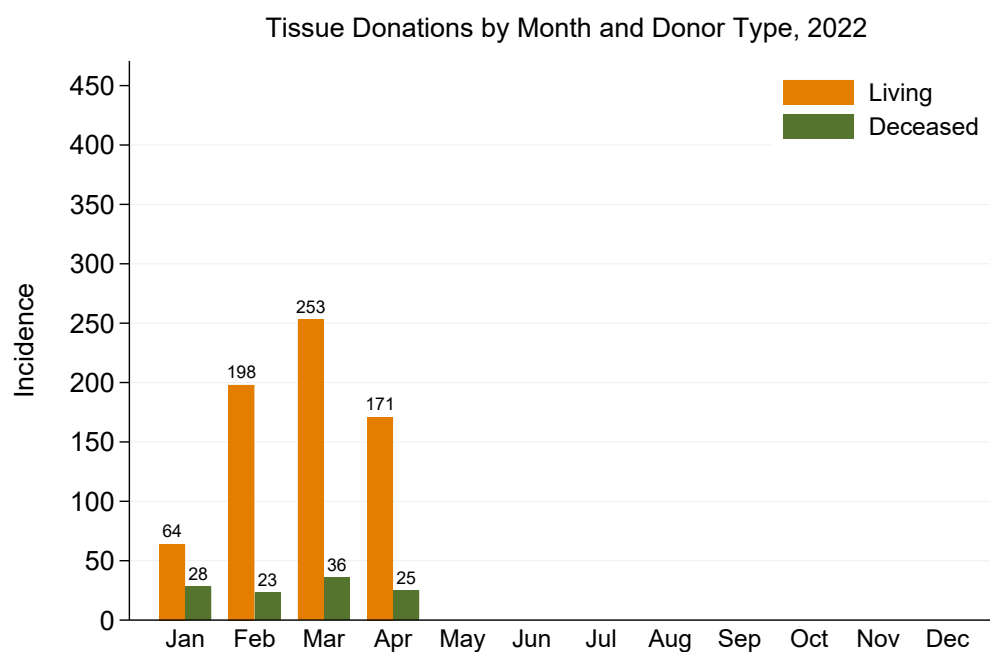


Figure 16: Tissue Donations by Month and Donor Type, 2022

Table 19: Living Tissue Donations by Jurisdiction of Retrieval and Month, 2022

	Jan	Feb	Mar	Apr	May	Jun	Jul	Aug	Sep	Oct	Nov	Dec	Total
NSW	18	76	147	96									337
VIC	1	5	20	10									36
QLD	1	22	12	35									70
SA	0	10	30	11									51
WA	44	85	44	19									192
TAS	0	0	0	0									0
NT	0	0	0	0									0
ACT	0	0	0	0									0
AUSTRALIA	64	198	253	171									686

Eye and Tissue Donation Registry

Table 20: Living Tissue Donations by Jurisdiction of Retrieval and Tissue Type, 2022

	Amnion	Cardiovascular	Musculoskeletal
NSW	7	6	324
VIC	0	0	36
QLD	0	0	70
SA	0	0	51
WA	0	0	192
TAS	0	0	0
NT	0	0	0
ACT	0	0	0
AUSTRALIA	7	6	673

Table 21: Deceased Tissue Donations by Jurisdiction of Retrieval and Month, 2022

	Jan	Feb	Mar	Apr	May	Jun	Jul	Aug	Sep	Oct	Nov	Dec	Total
NSW	9	7	8	3									27
VIC	9	3	7	7									26
QLD	10	12	19	10									51
SA	0	0	0	2									2
WA	0	0	0	3									3
TAS	0	1	1	0									2
NT	0	0	0	0									0
ACT	0	0	1	0									1
AUSTRALIA	28	23	36	25									112

Table 22: Deceased Tissue Donations by Jurisdiction of Retrieval and Donor Category, 2022

	Solid Organ/Tissue				Tissue Only				Total			
	cv	ms	skin	pi	cv	ms	skin	pi	cv	ms	skin	pi
NSW	12	7	0	1	2	5	0	0	14	12	0	1
VIC	5	8	7	0	1	1	4	0	6	9	11	0
QLD	4	8	6	0	1	18	14	0	5	26	20	0
SA	2	0	0	0	0	0	0	0	2	0	0	0
WA	0	3	0	0	0	0	0	0	0	3	0	0
TAS	1	0	0	1	0	0	0	0	1	0	0	1
NT	0	0	0	0	0	0	0	0	0	0	0	0
ACT	1	0	0	0	0	0	0	0	1	0	0	0
AUSTRALIA	25	26	13	2	4	24	18	0	29	50	31	2

Eye and Tissue Donation Registry

Table 23: Intended Solid Organ Donor Who Became Eyes and Tissue Donors, 2022

	Eye Only	Tissue Only	Eye and Tissue
NSW	4	0	1
VIC	8	0	0
QLD	1	0	3
SA	0	0	0
WA	1	0	0
TAS	0	0	0
NT	0	0	0
ACT	0	0	0
AUSTRALIA	14	0	4

Eye and Tissue Donation Registry

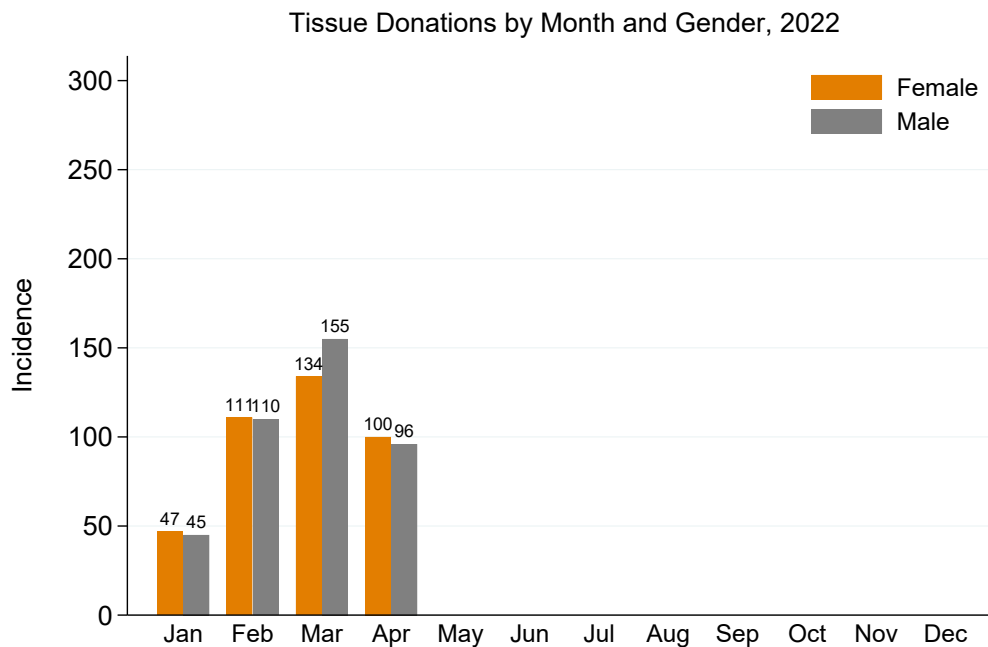


Figure 17: Tissue Donations by Month and Gender, 2022

Table 24: Female Tissue Donations by Jurisdiction of Retrieval and Month, 2022

	Jan	Feb	Mar	Apr	May	Jun	Jul	Aug	Sep	Oct	Nov	Dec	Total
NSW	11	43	81	50									185
VIC	6	3	16	11									36
QLD	0	16	7	22									45
SA	0	4	15	7									26
WA	30	44	15	10									99
TAS	0	1	0	0									1
NT	0	0	0	0									0
ACT	0	0	0	0									0
AUSTRALIA	47	111	134	100									392

Table 25: Male Tissue Donations by Jurisdiction of Retrieval and Month, 2022

	Jan	Feb	Mar	Apr	May	Jun	Jul	Aug	Sep	Oct	Nov	Dec	Total
NSW	16	40	74	49									179
VIC	4	5	11	6									26
QLD	11	18	24	23									76
SA	0	6	15	6									27
WA	14	41	29	12									96
TAS	0	0	1	0									1
NT	0	0	0	0									0
ACT	0	0	1	0									1
AUSTRALIA	45	110	155	96									406

5 Notified Tissue Grafts Implanted

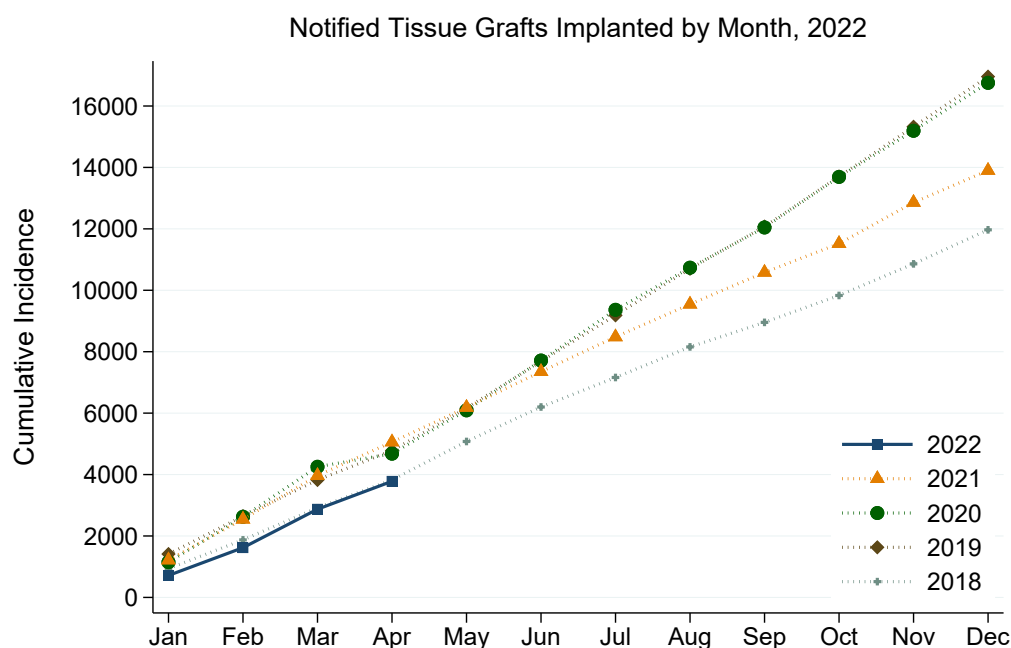


Figure 18: Notified Tissue Grafts Implanted by Month, 2022

Table 26: Notified Tissue Grafts Implanted by Jurisdiction of Retrieving Bank and Month, 2022

	Jan	Feb	Mar	Apr	May	Jun	Jul	Aug	Sep	Oct	Nov	Dec	Total
NSW	346	460	533	446									1785
VIC	182	185	270	258									895
QLD	63	78	283	100									524
SA	2	5	4	5									16
WA	122	176	163	100									561
TAS	0	0	0	0									0
NT	0	0	0	0									0
ACT	0	0	0	0									0
AUSTRALIA	715	904	1253	909									3781

Eye and Tissue Donation Registry

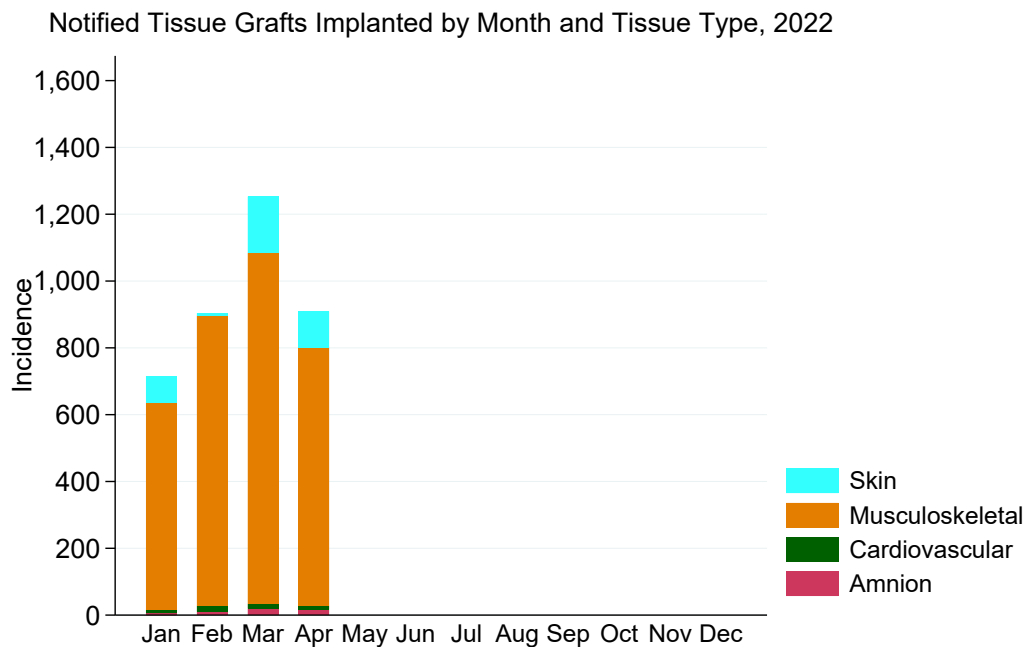


Figure 19: Notified Tissue Grafts Implanted by Month and Tissue Type, 2022

Table 27: Notified Tissue Grafts Implanted by Jurisdiction of Retrieving Bank and Tissue Type, 2022

	Amnion	Cardiovascular	Musculoskeletal	Skin
NSW	54	52	1679	0
VIC	0	1	690	204
QLD	0	0	365	159
SA	0	0	16	0
WA	0	0	561	0
AUSTRALIA	54	53	3311	363

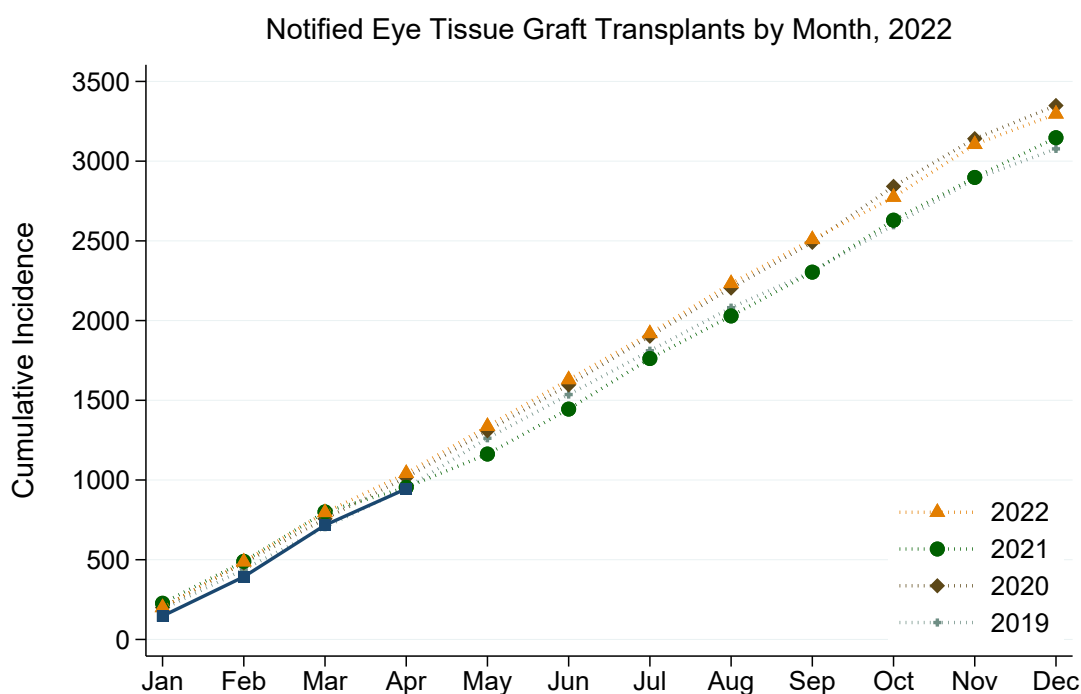


Figure 20: Notified Eye Tissue Graft Transplants by Month, 2022

Table 28: Notified Eye Tissue Graft Transplants by Jurisdiction of Retrieving Bank and Month, 2022

	Jan	Feb	Mar	Apr	May	Jun	Jul	Aug	Sep	Oct	Nov	Dec	Total
NSW	45	76	103	59									283
VIC	38	38	57	52									185
QLD	36	66	89	65									256
SA	22	16	27	16									81
WA	0	45	43	26									114
TAS	2	4	3	9									18
NT	0	0	1	0									1
ACT	4	1	1	1									7
AUSTRALIA	147	246	324	228									945

Eye and Tissue Donation Registry

Table 29: Cornea Graft Transplants by Jurisdiction of Retrieving Bank and Month, 2022

	Jan	Feb	Mar	Apr	May	Jun	Jul	Aug	Sep	Oct	Nov	Dec	Total
NSW	34	57	69	45									205
VIC	20	23	39	30									112
QLD	29	56	75	48									208
SA	18	13	24	15									70
WA	0	35	31	19									85
TAS	0	3	2	6									11
NT	0	0	1	0									1
ACT	4	1	1	1									7
AUSTRALIA	105	188	242	164									699

Table 30: Sclera Unit Graft Transplants by Jurisdiction of Retrieving Bank and Month, 2022

	Jan	Feb	Mar	Apr	May	Jun	Jul	Aug	Sep	Oct	Nov	Dec	Total
NSW	11	19	34	14									78
VIC	18	15	18	22									73
QLD	7	10	14	17									48
SA	4	3	3	1									11
WA	0	10	12	7									29
TAS	2	1	1	3									7
NT	0	0	0	0									0
ACT	0	0	0	0									0
AUSTRALIA	42	58	82	64									246

6 Notified Tissue Graft Recipients

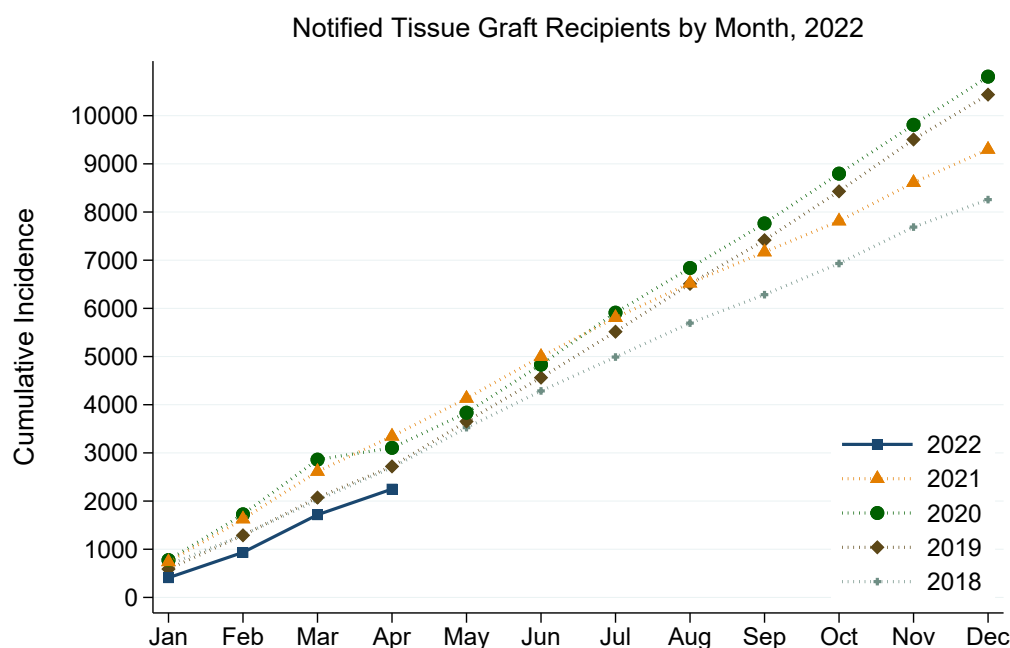


Figure 21: Notified Tissue Graft Recipients by Month, 2022

Table 31: Notified Tissue Graft Recipients by Jurisdiction of Retrieving Bank and Month, 2022

	Jan	Feb	Mar	Apr	May	Jun	Jul	Aug	Sep	Oct	Nov	Dec	Total
NSW	232	291	400	291									1214
VIC	61	85	154	96									396
QLD	50	53	115	79									297
SA	1	5	4	2									12
WA	65	92	108	65									330
TAS	0	0	0	0									0
NT	0	0	0	0									0
ACT	0	0	0	0									0
AUSTRALIA	409	526	781	533									2249

Eye and Tissue Donation Registry

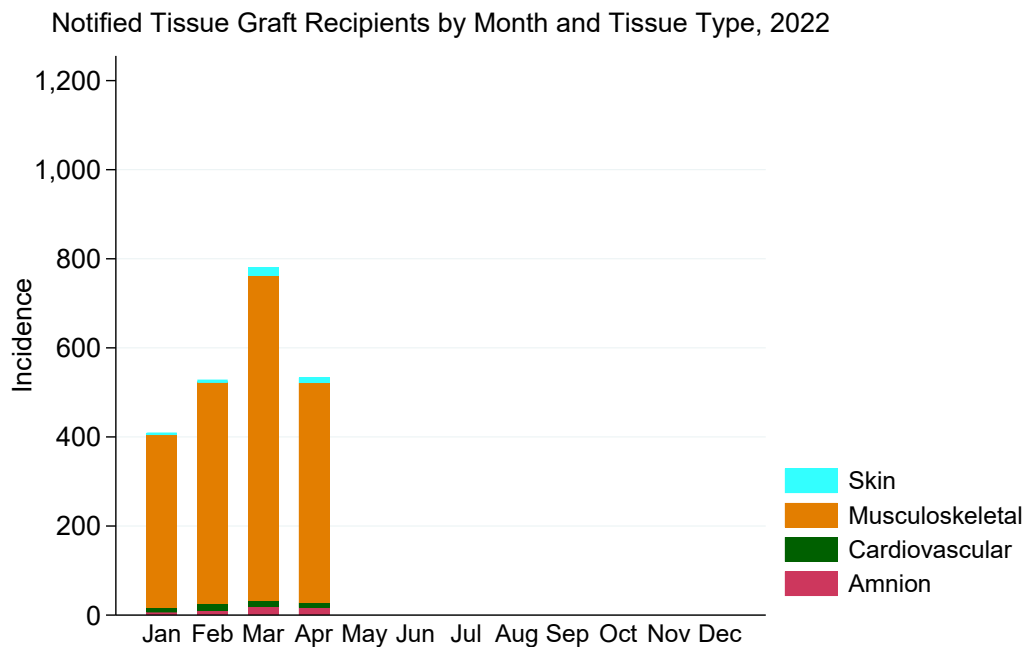


Figure 22: Notified Tissue Graft Recipients by Month and Tissue Type, 2022

Table 32: Notified Tissue Graft Recipients by Jurisdiction of Retrieving Bank and Tissue Type, 2022

	Amnion	Cardiovascular	Musculoskeletal	Skin
NSW	52	51	1111	0
VIC	0	1	373	22
QLD	0	0	283	14
SA	0	0	12	0
WA	0	0	330	0
AUSTRALIA	52	52	2109	36

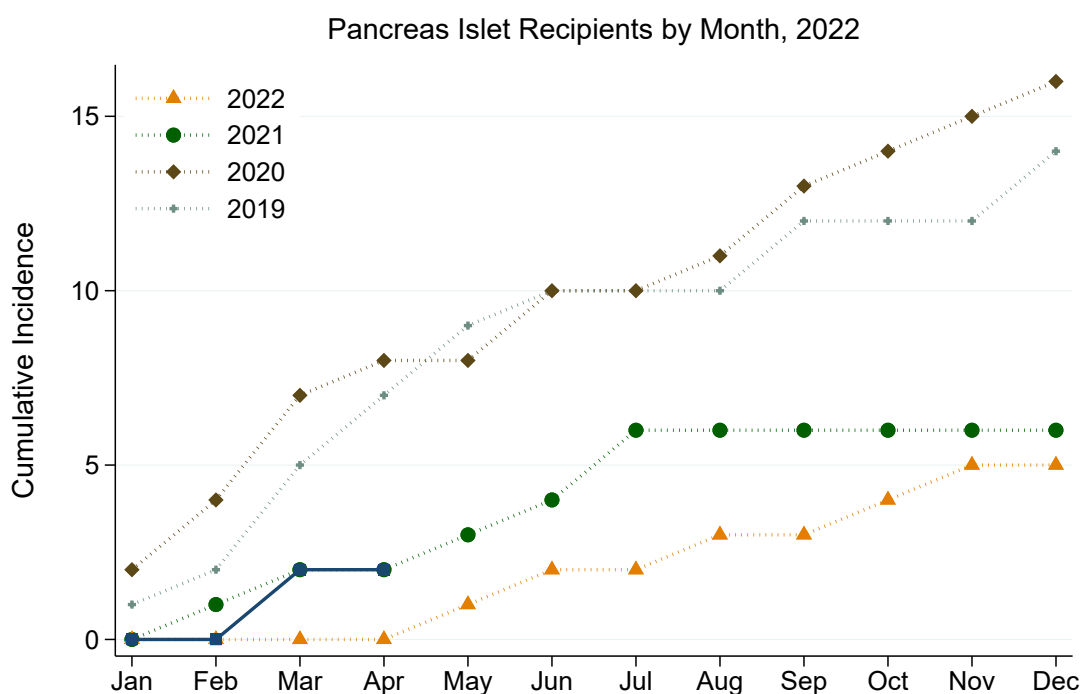


Figure 23: Pancreas Islet Recipients by Month, 2022

Table 33: Pancreas Islet Graft Recipients by Transplant Jurisdiction and Month, 2022

	Jan	Feb	Mar	Apr	May	Jun	Jul	Aug	Sep	Oct	Nov	Dec	Total
NSW	0	0	1	0									1
VIC	0	0	1	0									1
QLD	0	0	0	0									0
SA	0	0	0	0									0
WA	0	0	0	0									0
TAS	0	0	0	0									0
NT	0	0	0	0									0
ACT	0	0	0	0									0
AUSTRALIA	0	0	2	0									2

7 Glossary and Definitions

- 1 *Amnion (am)* – is the innemost layer of the embryonic membranes.
- 2 *Cardiovascular tissue (cv)* – includes, but not limited to, heart valves, pericardium and annexed vessels.
- 3 *Cornea* – The cornea is the transparent anterior tissue of the eyeball consisting of many layers.
- 4 *Deceased solid organ and tissue donation* – identifies a donation event where one or more solid organs and tissues are retrieved from a deceased donor. Data has been crosschecked with the solid organ and tissue sector to ensure the donor has met the deceased solid organ and tissue donation criteria.
- 5 *Deceased tissue donation* – identifies a donation event where one or more tissues are retrieved from a deceased donor and can comprise of musculoskeletal, cardiovascular, skin or eye tissue.
- 6 *Donation event*
 - A single retrieval event, within a calendar day, where a living donor can donate one or more musculoskeletal, cardiovascular, or amnion tissues.
 - Retrieval from deceased donors of solid organ, tissue and/or eyes that may occur on differing days but after the donor declaration of death date.
- 7 *Eye only donor* – A deceased donor where eye only retrieval has taken place. A donor is counted as an eye only donor if 2 whole eyes, 2 corneas only, one eye or one cornea only is retrieved. Outcomes of donated eye tissue are not limited to transplantation.
- 8 *Eye and solid organ (and tissue) donor* – A deceased donor where eye and solid organ retrieval has taken place. These donors may or may not have donated an additional tissue(s) e.g. musculoskeletal, cardiovascular or skin. Data has been crosschecked with the solid organ and tissue sector to confirm the donation event and donor classification.
- 9 *Eye and tissue only donor* – A deceased donor where eye and an additional tissue(s) e.g. musculoskeletal, cardiovascular or skin has taken place. Data has been crosschecked with the tissue sector to confirm the donation event and donor classification.
- 10 *Eye tissue donation* – Unless otherwise specified all donors undergo retrieval of both whole eyes or both corneas. This means the number of eye tissue donations can be calculated by doubling the amount of total eye donors.
- 11 *Eye tissue graft transplants* – Corneal or scleral tissue transplanted into an eye tissue recipient within the reporting time period.
- 12 *Eye tissue recipient* – Unless otherwise specified the number of eye tissue recipients is equal to the number of eye tissue graft transplants (consistent with EBAANZ).
- 13 *Living tissue donation* – identifies a donation event where one or more tissues are retrieved from a living donor. Living tissue can be amnion, cardiovascular, but is vastly comprised of donated femoral heads (bone) retrieved during hip replacement surgery. A living musculoskeletal donor can donate one femoral head during one donation event, two femoral heads during one donation event or one femoral head during two separate donation events.
- 14 *Musculoskeletal tissue (ms)* – includes, but not limited to, bone, cartilage and tendon retrieved from areas such as the pelvis, arm and leg.

Eye and Tissue Donation Registry

- 15 *Notified tissue graft implants* – Number of tissue grafts supplied and confirmed by the hospital to the distributing tissue bank to have been implanted. One tissue graft recipient may receive multiple graft implants.
- 16 *Notified tissue graft recipients* – The number of tissue graft recipients, confirmed by the hospital to the distributing bank, who receive one or more graft implants during a single tissue transplant event.
- 17 *Pancreas islet (pi)* – A multicellular structure within the pancreas that maintains normal blood glucose level within the body.
- 18 *Sclera unit* – A unit of the protective outer layer of the eyeball, used for transplantation during ocular surgery.
- 19 *Skin tissue (sk)* – includes, but not limited to, split thickness skin (epidermis and upper part of the dermis), of varying size.
- 20 *Tissue transplant event*
 - A single tissue transplant event occurs when a tissue graft recipient receives 1 or more tissue grafts on a single occasion. This will be counted as one tissue graft recipient, one tissue transplant event.
 - If a tissue graft recipient receives 1 or more tissue grafts during multiple tissue transplant events, this will be counted as one tissue graft recipient *for each tissue transplant event*.
- 21 *Unique donor* – A deceased or living donor who donates one or more tissue(s) during a single donation event.

8 Contributors

NSW:

- Australian Tissue Donation Network
- Hunter New England Bone Bank
- Lions NSW Eye Bank
- NSW Bone Bank
- Rachel Forster Bone Bank
- Sydney Heart Valve Bank

VIC:

- Barwon Health Bone Bank
- Donor Tissue Bank of Victoria
- Lions Eye Donation Service

QLD:

- QLD Eye Bank
- QLD Bone Bank
- QLD Heart Valve Bank

SA:

- Eye Bank of SA
- SA Tissue Bank

WA:

- Lions Eye Bank WA
- PlusLife (Perth Bone and Tissue Bank)

ACT:

- DonateLife ACT

Special acknowledgement to the BAA and the EBAANZ for their comments.