



Eye and Tissue Donation in Australia

Monthly Report

March 2021

Preliminary Data

Data collected from Australian Eye and Tissue Banks
This report supersedes any monthly interim summaries previously released for 2021

Produced 27 April 2021 10:01 AM
Data Received by ANZOD up to 26 April 2021

Contents

1	Acknowledgements	4
2	Counting Methodology	5
3	Eye and Tissue Donors	6
3.1	Unique Tissue Donors	6
3.2	Eye Donors	13
4	Tissue Donations	19
5	Notified Tissue Grafts Implanted	25
6	Notified Tissue Graft Recipients	29
7	Glossary and Definitions	32
8	Contributors	34

List of Figures

1	Unique Tissue Donors by Month, 2021	6
2	Unique Tissue Donors by Month and Jurisdiction, 2021	7
3	Unique Tissue Donors by Month and Donor Type, 2021	8
4	Unique Tissue Donors by Month and Gender, 2021	9
5	Unique Tissue Donors by Month and Age Range, 2021	10
6	Unique Tissue Donors by Age Range and Donor Type, 2021	11
7	Unique Tissue Donors by Age Range and Gender, 2021	12
8	Eye Donors by Month, 2021	13
9	Eye Donors by Month and Jurisdiction, 2021	14
10	Eye Donors by Month and Gender, 2021	15
11	Eye Donors by Month and Age Range, 2021	16
12	Eye Donors by Age Range and Gender, 2021	17
13	Eye Donors by Month and Donor Category, 2021	18
14	Tissue Donations by Month, 2021	19
15	Tissue Donations by Month and Jurisdiction, 2021	20
16	Tissue Donations by Month and Donor Type, 2021	21
17	Tissue Donations by Month and Gender, 2021	24
18	Notified Tissue Grafts Implanted by Month, 2021	25
19	Notified Tissue Grafts Implanted by Month and Tissue Type, 2021	26
20	Notified Eye Tissue Graft Transplants by Month, 2021	27
21	Notified Tissue Graft Recipients by Month, 2021	29
22	Notified Tissue Graft Recipients by Month and Tissue Type, 2021	30
23	Pancreas Islet Recipients by Month, 2021	31

List of Tables

1	Unique Tissue Donors by Jurisdiction of Retrieval and Month, 2021	7
2	Unique Living Tissue Donors by Jurisdiction of Retrieval and Month, 2021	8
3	Unique Deceased Tissue Donors by Jurisdiction of Retrieval and Month, 2021	8
4	Unique Female Tissue Donors by Jurisdiction of Retrieval and Month, 2021	9
5	Unique Male Tissue Donors by Jurisdiction of Retrieval and Month, 2021	9
6	Unique Tissue Donors by Jurisdiction of Retrieval and Age Range, 2021	10
7	Unique Living Tissue Donors by Jurisdiction of Retrieval and Age Range, 2021	11
8	Unique Deceased Tissue Donors by Jurisdiction of Retrieval and Age Range, 2021	11
9	Unique Female Tissue Donors by Jurisdiction of Retrieval and Age Range, 2021	12
10	Unique Male Tissue Donors by Jurisdiction of Retrieval and Age Range, 2021	12
11	Eye Donors by Jurisdiction of Retrieval and Month, 2021	14
12	Female Eye Donors by Jurisdiction of Retrieval and Month, 2021	15
13	Male Eye Donors by Jurisdiction of Retrieval and Month, 2021	15
14	Eye Donors by Jurisdiction of Retrieval and Age Range, 2021	16
15	Female Eye Donors by Jurisdiction of Retrieval and Age Range, 2021	17
16	Male Eye Donors by Jurisdiction of Retrieval and Age Range, 2021	17
17	Eye Donors by Jurisdiction of Retrieval and Donor Category, 2021	18
18	Tissue Donations by Jurisdiction of Retrieval and Month, 2021	20
19	Living Tissue Donations by Jurisdiction of Retrieval and Month, 2021	21
20	Living Tissue Donations by Jurisdiction of Retrieval and Tissue Type, 2021	22
21	Deceased Tissue Donations by Jurisdiction of Retrieval and Month, 2021	22
22	Deceased Tissue Donations by Jurisdiction of Retrieval and Donor Category, 2021	22
23	Intended Solid Organ Donor Who Became Eyes and Tissue Donors, 2021	23
24	Female Tissue Donations by Jurisdiction of Retrieval and Month, 2021	24
25	Male Tissue Donations by Jurisdiction of Retrieval and Month, 2021	24
26	Notified Tissue Grafts Implanted by Jurisdiction of Retrieving Bank and Month, 2021	25
27	Notified Tissue Grafts Implanted by Jurisdiction of Retrieving Bank and Tissue Type, 2021	26
28	Notified Eye Tissue Graft Transplants by Jurisdiction of Retrieving Bank and Month, 2021	27
29	Cornea Graft Transplants by Jurisdiction of Retrieving Bank and Month, 2021	28
30	Sclera Unit Graft Transplants by Jurisdiction of Retrieving Bank and Month, 2021	28
31	Notified Tissue Graft Recipients by Jurisdiction of Retrieving Bank and Month, 2021	29
32	Notified Tissue Graft Recipients by Jurisdiction of Retrieving Bank and Tissue Type, 2021	30
33	Pancreas Islet Graft Recipients by Transplant Jurisdiction and Month, 2021	31

1 Acknowledgements

According to the Eye Bank Association of Australia and New Zealand (EBAANZ), since the end of 2011, the number of corneal transplants in Australia each year has exceeded the number of new patients requiring transplants each year. This means the current demand for corneal transplants in Australia is being met and should be noted when comparing 2021 corneal transplantation numbers to previous years published.

2 Counting Methodology

Each eye and tissue bank uses a Minimum Data Set Template (MDS) to provide the Registry de-identified donor information for each tissue type, as well as aggregate data for reporting of notified tissue graft implants and notified tissue graft recipients.

Data received undergoes reconciliation and cross checking between the solid organ sector (ANZOD), the eye sector (participating eye banks) and the tissue sector (participating tissue banks) to ensure accuracy at the time of reporting.

The Registry declares:

- All donations of eye tissue have come from deceased donors.
- Eye donors include those who have donated 2 whole eyes, 2 corneas or one whole eye or one cornea.
- Eye and Tissue Graft Implants and Transplant Recipient data includes transplant events that have occurred in a different jurisdiction to where the tissue was donated.
- Graft Implants and Transplant Recipient data may or may not be a direct outcome of tissue donations reported for the month, as tissue can be stored for a period of time before the graft is implanted.
- Outcome data does not capture tissue that has been supplied for implant but not yet notified as implanted to the distributing tissue bank.

3 Eye and Tissue Donors

3.1 Unique Tissue Donors

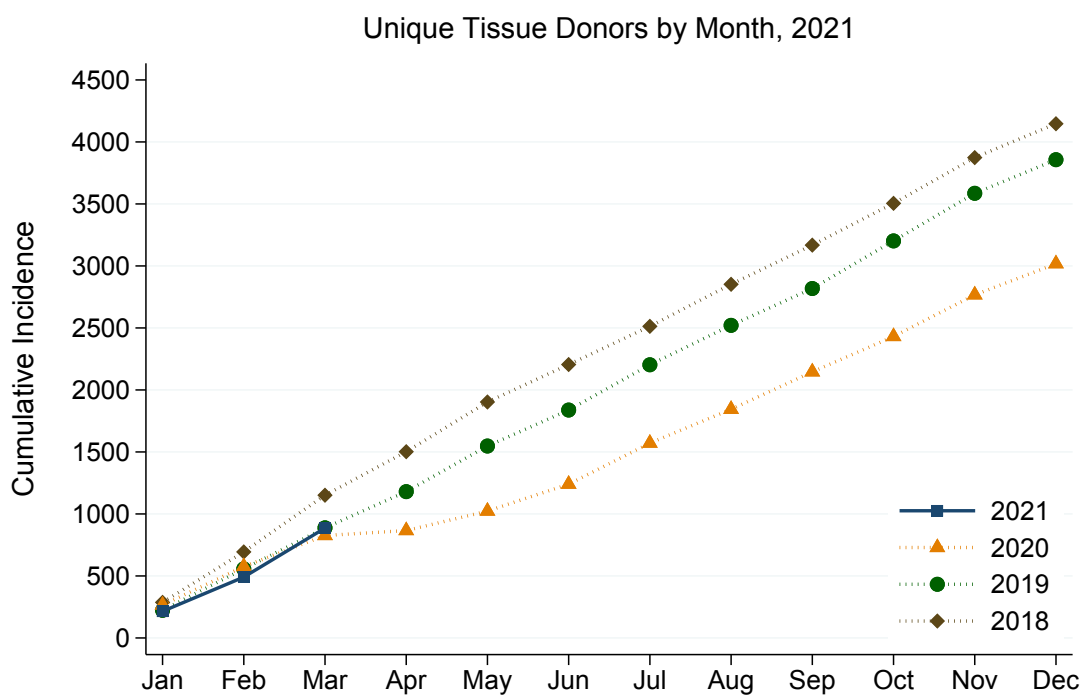


Figure 1: Unique Tissue Donors by Month, 2021

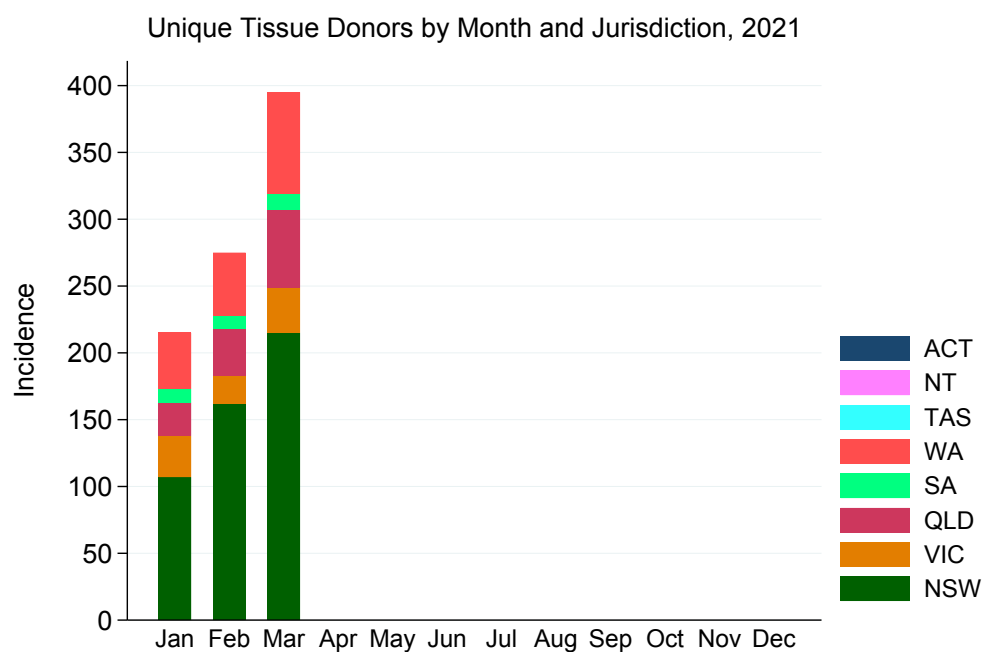


Figure 2: Unique Tissue Donors by Month and Jurisdiction, 2021

Table 1: Unique Tissue Donors by Jurisdiction of Retrieval and Month, 2021

	Jan	Feb	Mar	Apr	May	Jun	Jul	Aug	Sep	Oct	Nov	Dec	Total
NSW	107	163	215										485
VIC	31	21	34										86
QLD	25	35	58										118
SA	10	10	12										32
WA	42	47	76										165
TAS	0	0	0										0
NT	0	0	0										0
ACT	0	0	0										0
AUSTRALIA	215	276	395										886

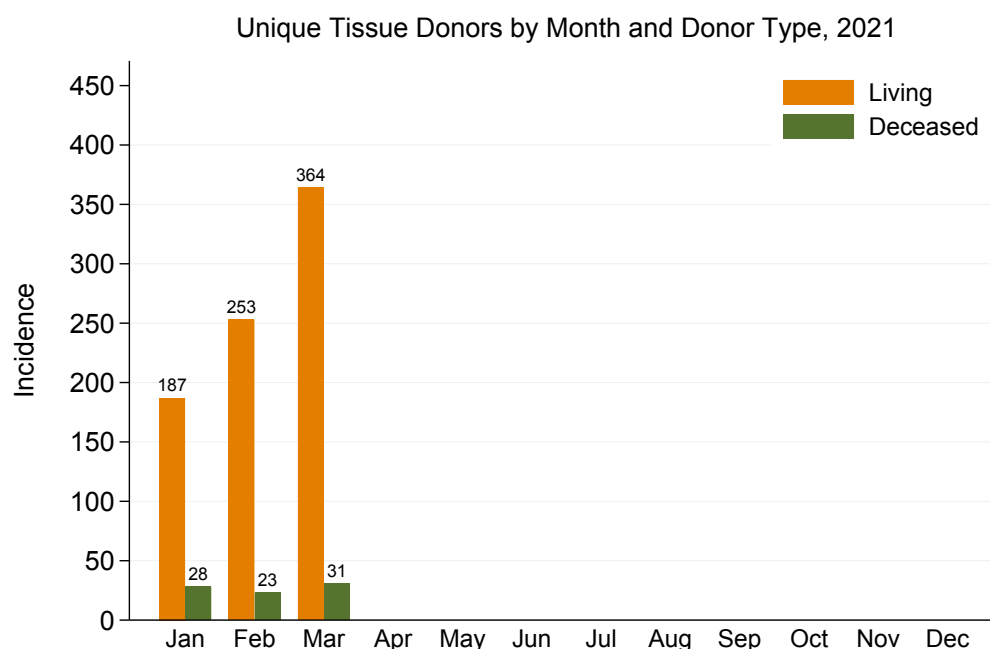


Figure 3: Unique Tissue Donors by Month and Donor Type, 2021

Table 2: Unique Living Tissue Donors by Jurisdiction of Retrieval and Month, 2021

	Jan	Feb	Mar	Apr	May	Jun	Jul	Aug	Sep	Oct	Nov	Dec	Total
NSW	104	160	207										471
VIC	19	10	23										52
QLD	14	27	49										90
SA	8	9	12										29
WA	42	47	73										162
TAS	0	0	0										0
NT	0	0	0										0
ACT	0	0	0										0
AUSTRALIA	187	253	364										804

Table 3: Unique Deceased Tissue Donors by Jurisdiction of Retrieval and Month, 2021

	Jan	Feb	Mar	Apr	May	Jun	Jul	Aug	Sep	Oct	Nov	Dec	Total
NSW	3	3	8										14
VIC	12	11	11										34
QLD	11	8	9										28
SA	2	1	0										3
WA	0	0	3										3
TAS	0	0	0										0
NT	0	0	0										0
ACT	0	0	0										0
AUSTRALIA	28	23	31										82

Eye and Tissue Donation Registry

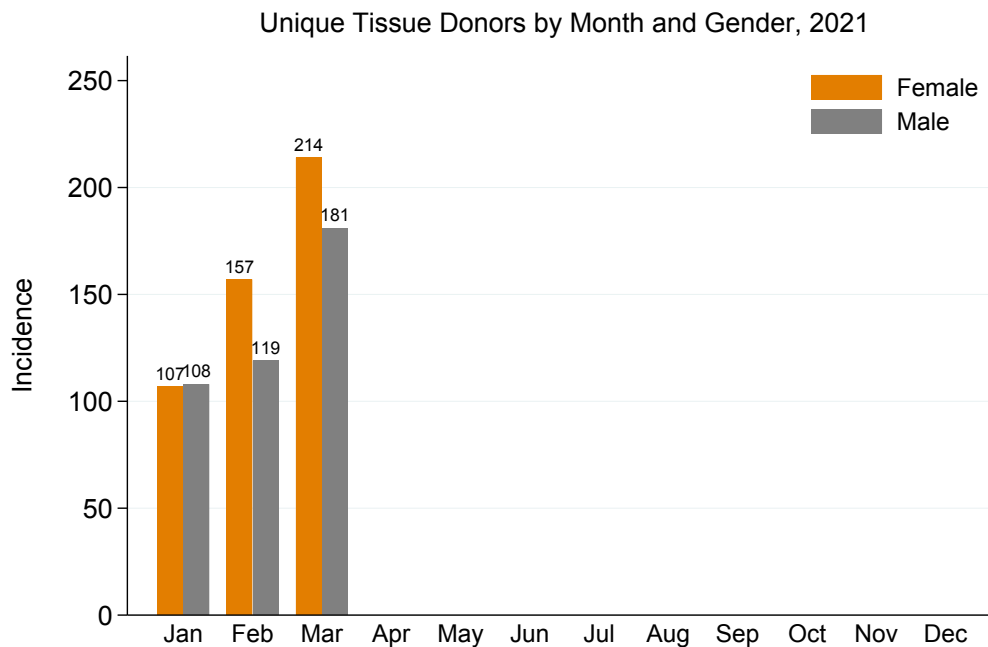


Figure 4: Unique Tissue Donors by Month and Gender, 2021

Table 4: Unique Female Tissue Donors by Jurisdiction of Retrieval and Month, 2021

	Jan	Feb	Mar	Apr	May	Jun	Jul	Aug	Sep	Oct	Nov	Dec	Total
NSW	59	106	118										283
VIC	11	14	18										43
QLD	11	10	23										44
SA	3	5	5										13
WA	23	22	50										95
TAS	0	0	0										0
NT	0	0	0										0
ACT	0	0	0										0
AUSTRALIA	107	157	214										478

Table 5: Unique Male Tissue Donors by Jurisdiction of Retrieval and Month, 2021

	Jan	Feb	Mar	Apr	May	Jun	Jul	Aug	Sep	Oct	Nov	Dec	Total
NSW	48	57	97										202
VIC	20	7	16										43
QLD	14	25	35										74
SA	7	5	7										19
WA	19	25	26										70
TAS	0	0	0										0
NT	0	0	0										0
ACT	0	0	0										0
AUSTRALIA	108	119	181										408

Eye and Tissue Donation Registry

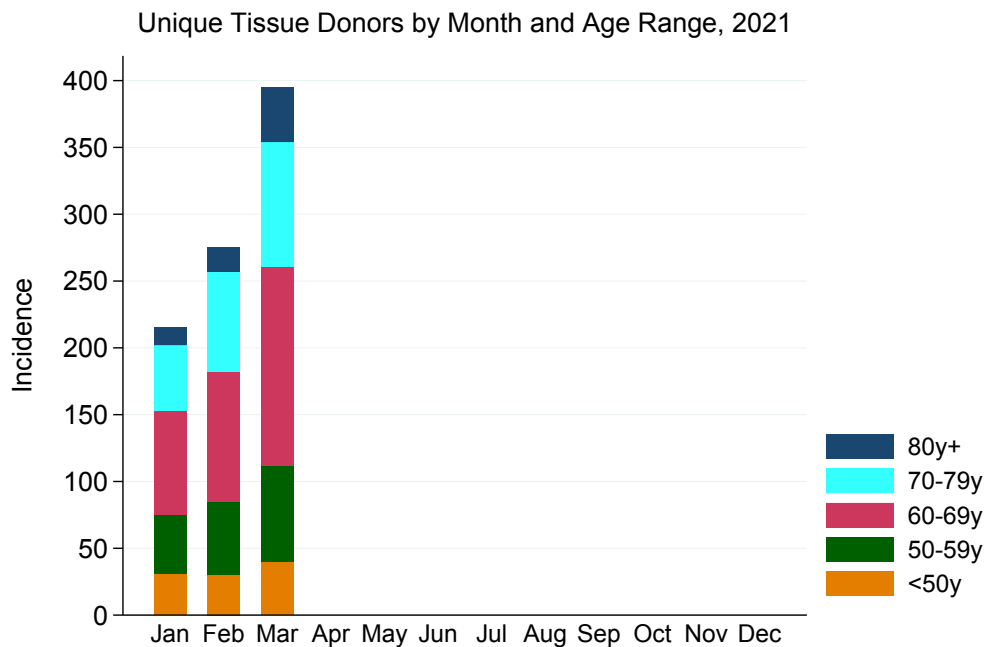


Figure 5: Unique Tissue Donors by Month and Age Range, 2021

Table 6: Unique Tissue Donors by Jurisdiction of Retrieval and Age Range, 2021

	<50y	50-59y	60-69y	70-79y	80y+	Total
NSW	46	87	158	138	56	485
VIC	18	22	25	17	4	86
QLD	23	27	60	8	0	118
SA	3	10	11	6	2	32
WA	12	25	70	48	10	165
TAS	0	0	0	0	0	0
NT	0	0	0	0	0	0
ACT	0	0	0	0	0	0
AUSTRALIA	102	171	324	217	72	886

Eye and Tissue Donation Registry

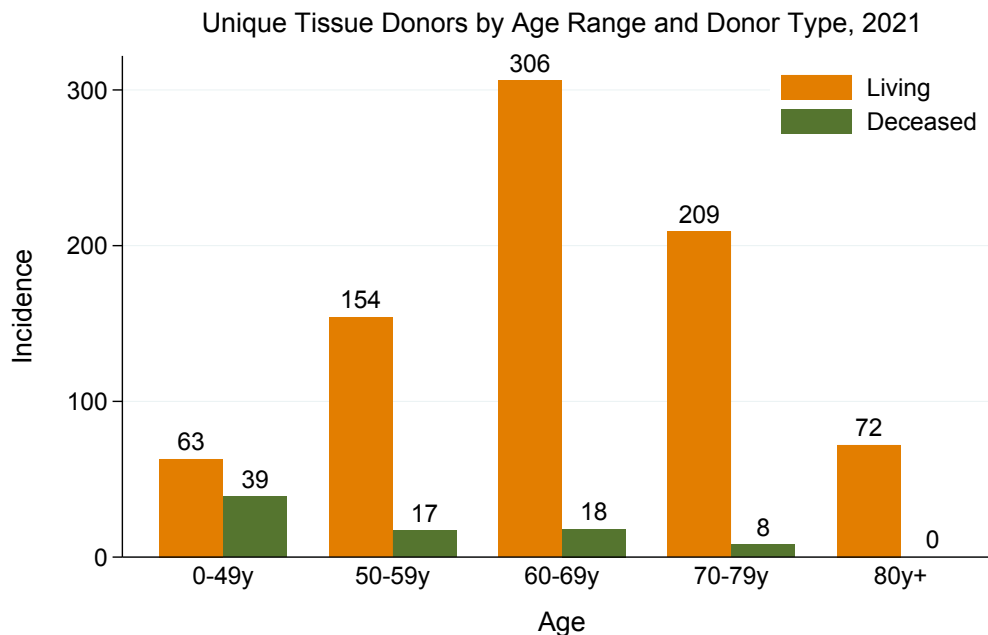


Figure 6: Unique Tissue Donors by Age Range and Donor Type, 2021

Table 7: Unique Living Tissue Donors by Jurisdiction of Retrieval and Age Range, 2021

	<50y	50-59y	60-69y	70-79y	80y+	Total
NSW	38	86	155	136	56	471
VIC	2	13	17	16	4	52
QLD	10	23	54	3	0	90
SA	1	9	11	6	2	29
WA	12	23	69	48	10	162
TAS	0	0	0	0	0	0
NT	0	0	0	0	0	0
ACT	0	0	0	0	0	0
AUSTRALIA	63	154	306	209	72	804

Table 8: Unique Deceased Tissue Donors by Jurisdiction of Retrieval and Age Range, 2021

	<50y	50-59y	60-69y	70-79y	80y+	Total
NSW	8	1	3	2	0	14
VIC	16	9	8	1	0	34
QLD	13	4	6	5	0	28
SA	2	1	0	0	0	3
WA	0	2	1	0	0	3
TAS	0	0	0	0	0	0
NT	0	0	0	0	0	0
ACT	0	0	0	0	0	0
AUSTRALIA	39	17	18	8	0	82

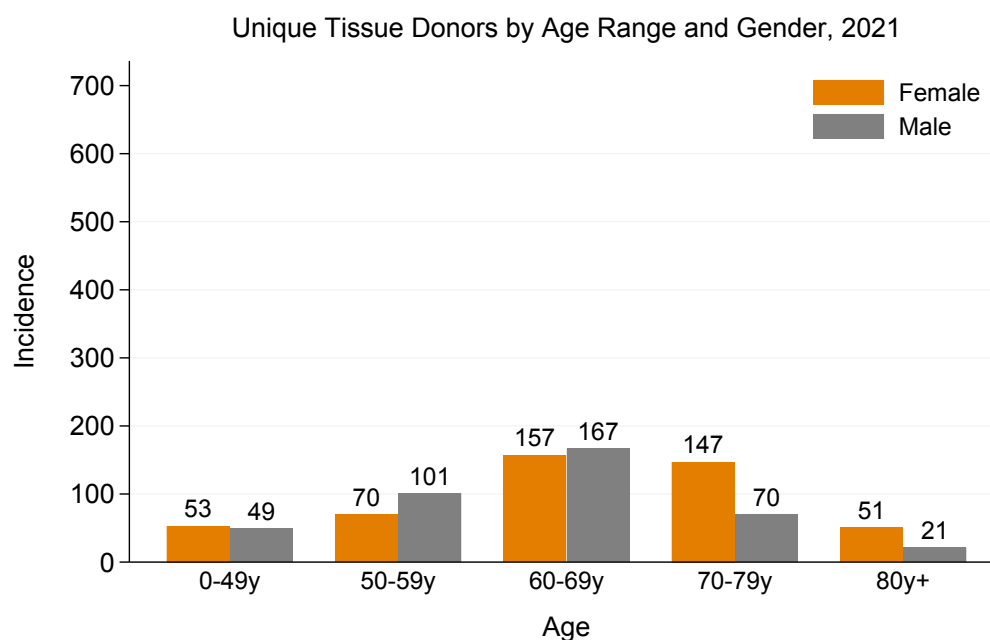


Figure 7: Unique Tissue Donors by Age Range and Gender, 2021

Table 9: Unique Female Tissue Donors by Jurisdiction of Retrieval and Age Range, 2021

	<50y	50-59y	60-69y	70-79y	80y+	Total
NSW	26	37	84	98	38	283
VIC	8	9	15	8	3	43
QLD	11	12	20	1	0	44
SA	2	2	3	5	1	13
WA	6	10	35	35	9	95
TAS	0	0	0	0	0	0
NT	0	0	0	0	0	0
ACT	0	0	0	0	0	0
AUSTRALIA	53	70	157	147	51	478

Table 10: Unique Male Tissue Donors by Jurisdiction of Retrieval and Age Range, 2021

	<50y	50-59y	60-69y	70-79y	80y+	Total
NSW	20	50	74	40	18	202
VIC	10	13	10	9	1	43
QLD	12	15	40	7	0	74
SA	1	8	8	1	1	19
WA	6	15	35	13	1	70
TAS	0	0	0	0	0	0
NT	0	0	0	0	0	0
ACT	0	0	0	0	0	0
AUSTRALIA	49	101	167	70	21	408

3.2 Eye Donors

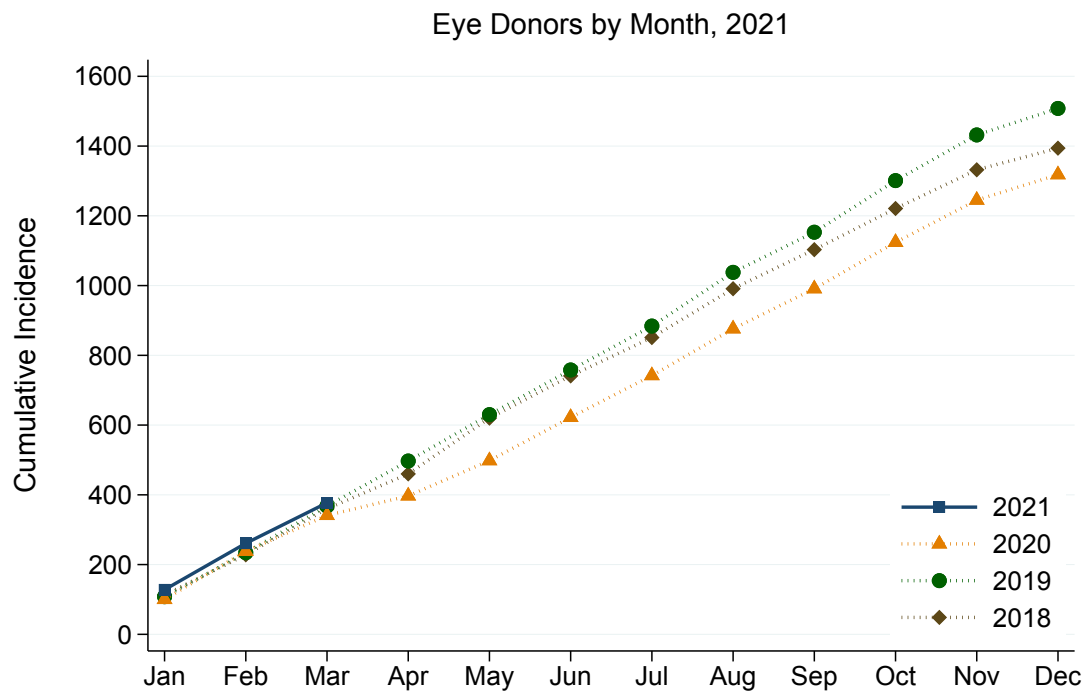


Figure 8: Eye Donors by Month, 2021

Eye and Tissue Donation Registry

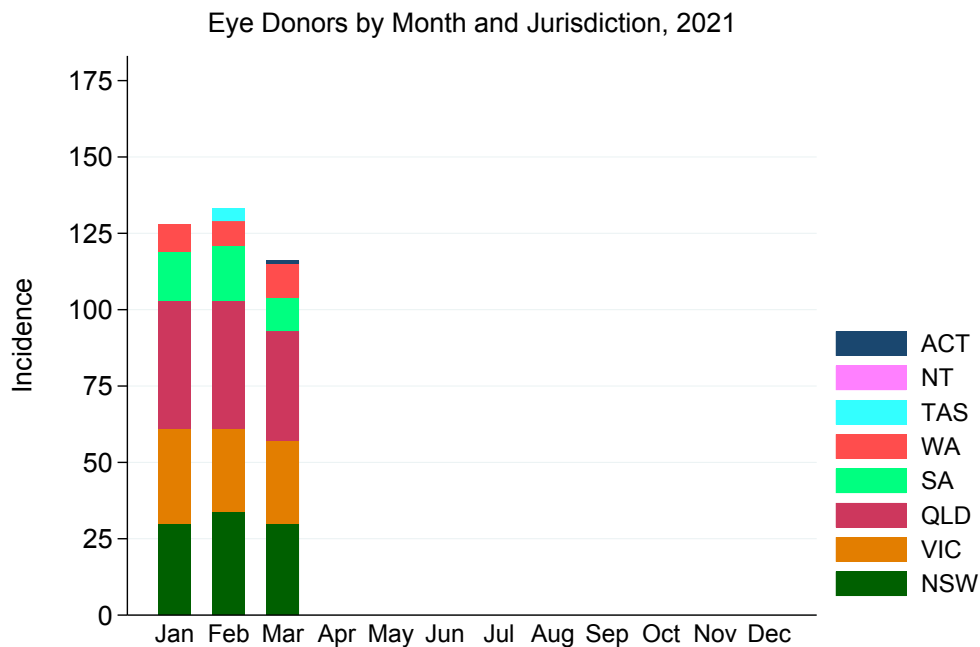


Figure 9: Eye Donors by Month and Jurisdiction, 2021

Table 11: Eye Donors by Jurisdiction of Retrieval and Month, 2021

	Jan	Feb	Mar	Apr	May	Jun	Jul	Aug	Sep	Oct	Nov	Dec	Total
NSW	30	34	30										94
VIC	31	27	27										85
QLD	42	42	36										120
SA	16	18	11										45
WA	9	8	11										28
TAS	0	4	0										4
NT	0	0	0										0
ACT	0	0	1										1
AUSTRALIA	128	133	116										377

Eye and Tissue Donation Registry

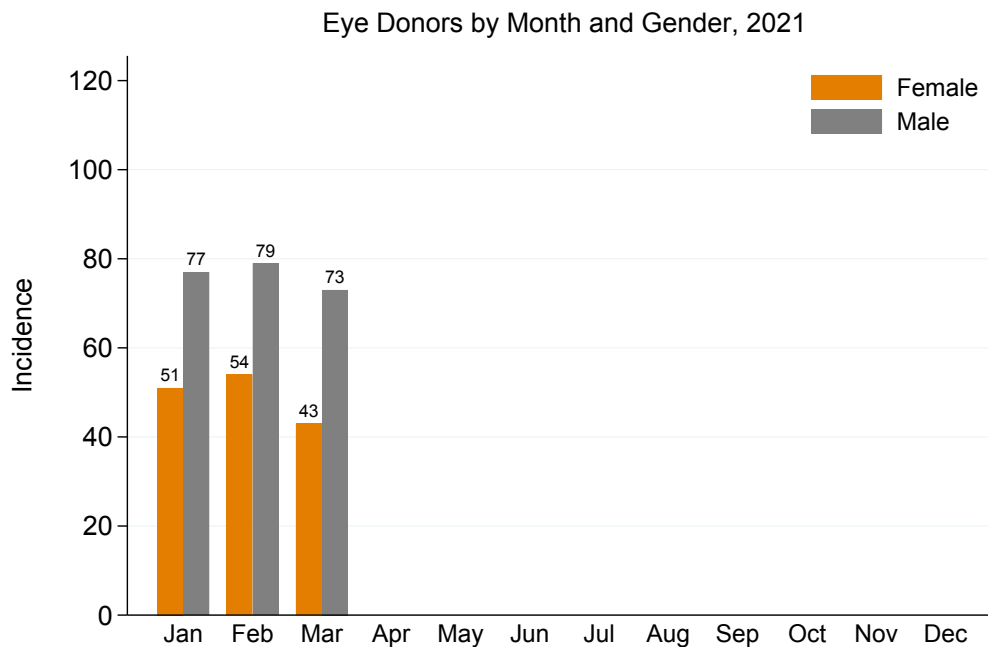


Figure 10: Eye Donors by Month and Gender, 2021

Table 12: Female Eye Donors by Jurisdiction of Retrieval and Month, 2021

	Jan	Feb	Mar	Apr	May	Jun	Jul	Aug	Sep	Oct	Nov	Dec	Total
NSW	13	10	8										31
VIC	8	15	14										37
QLD	19	15	12										46
SA	7	11	3										21
WA	4	2	6										12
TAS	0	1	0										1
NT	0	0	0										0
ACT	0	0	0										0
AUSTRALIA	51	54	43										148

Table 13: Male Eye Donors by Jurisdiction of Retrieval and Month, 2021

	Jan	Feb	Mar	Apr	May	Jun	Jul	Aug	Sep	Oct	Nov	Dec	Total
NSW	17	24	22										63
VIC	23	12	13										48
QLD	23	27	24										74
SA	9	7	8										24
WA	5	6	5										16
TAS	0	3	0										3
NT	0	0	0										0
ACT	0	0	1										1
AUSTRALIA	77	79	73										229

Eye and Tissue Donation Registry

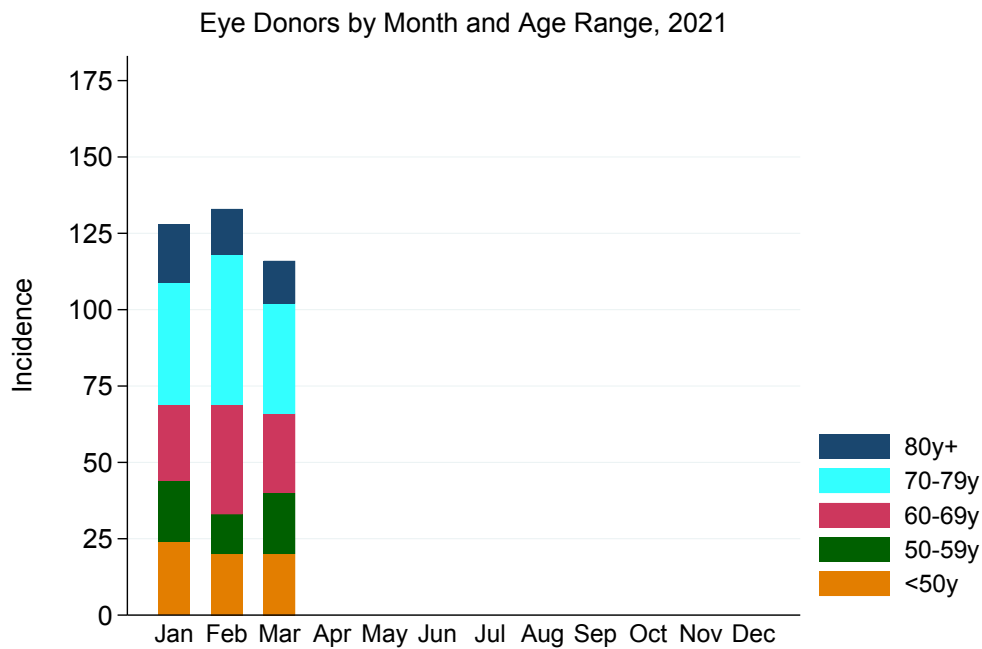


Figure 11: Eye Donors by Month and Age Range, 2021

Table 14: Eye Donors by Jurisdiction of Retrieval and Age Range, 2021

	<50y	50-59y	60-69y	70-79y	80y+	Total
NSW	14	9	18	35	18	94
VIC	26	18	19	21	1	85
QLD	14	10	23	47	26	120
SA	5	10	14	14	2	45
WA	4	6	10	8	0	28
TAS	1	0	3	0	0	4
NT	0	0	0	0	0	0
ACT	0	0	0	0	1	1
AUSTRALIA	64	53	87	125	48	377

Eye and Tissue Donation Registry

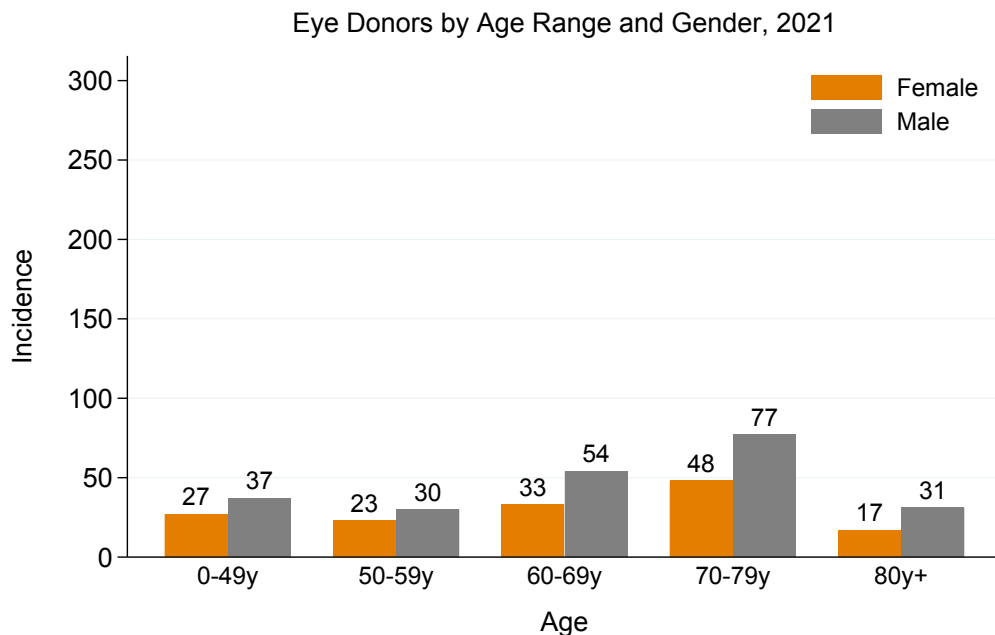


Figure 12: Eye Donors by Age Range and Gender, 2021

Table 15: Female Eye Donors by Jurisdiction of Retrieval and Age Range, 2021

	<50y	50-59y	60-69y	70-79y	80y+	Total
NSW	4	6	4	12	5	31
VIC	11	6	8	12	0	37
QLD	6	5	9	15	11	46
SA	3	4	7	6	1	21
WA	2	2	5	3	0	12
TAS	1	0	0	0	0	1
NT	0	0	0	0	0	0
ACT	0	0	0	0	0	0
AUSTRALIA	27	23	33	48	17	148

Table 16: Male Eye Donors by Jurisdiction of Retrieval and Age Range, 2021

	<50y	50-59y	60-69y	70-79y	80y+	Total
NSW	10	3	14	23	13	63
VIC	15	12	11	9	1	48
QLD	8	5	14	32	15	74
SA	2	6	7	8	1	24
WA	2	4	5	5	0	16
TAS	0	0	3	0	0	3
NT	0	0	0	0	0	0
ACT	0	0	0	0	1	1
AUSTRALIA	37	30	54	77	31	229

Eye and Tissue Donation Registry

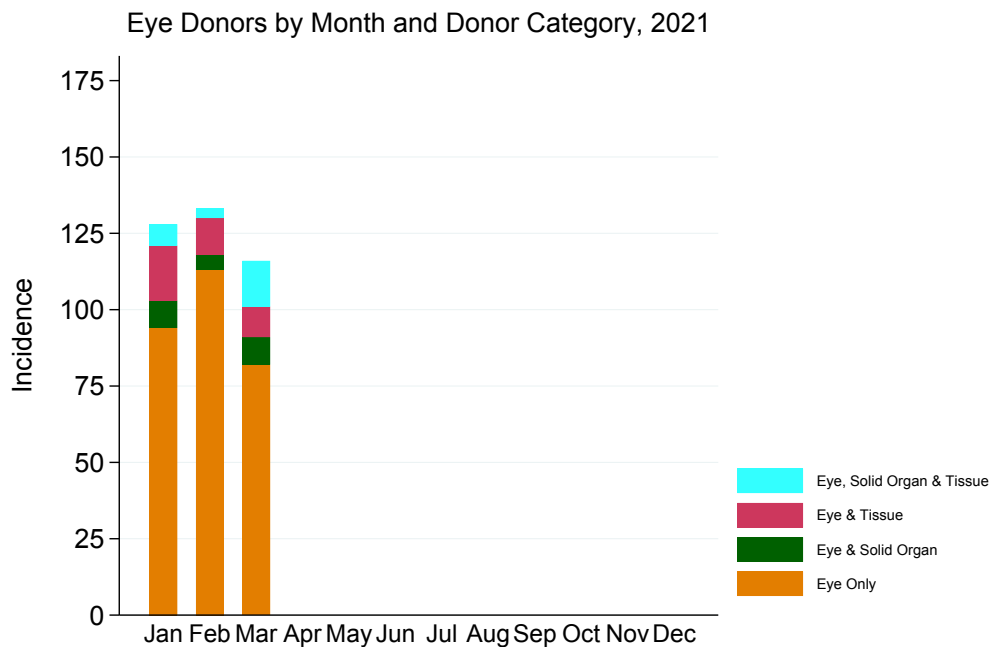


Figure 13: Eye Donors by Month and Donor Category, 2021

Table 17: Eye Donors by Jurisdiction of Retrieval and Donor Category, 2021

	Eye Only	Eye and Solid Organ	Eye and Tissue	Eye, Solid Organ and Tissue
NSW	79	6	3	6
VIC	50	6	19	10
QLD	97	1	14	8
SA	38	6	0	1
WA	21	3	4	0
TAS	3	1	0	0
ACT	1	0	0	0
AUSTRALIA	289	23	40	25

4 Tissue Donations

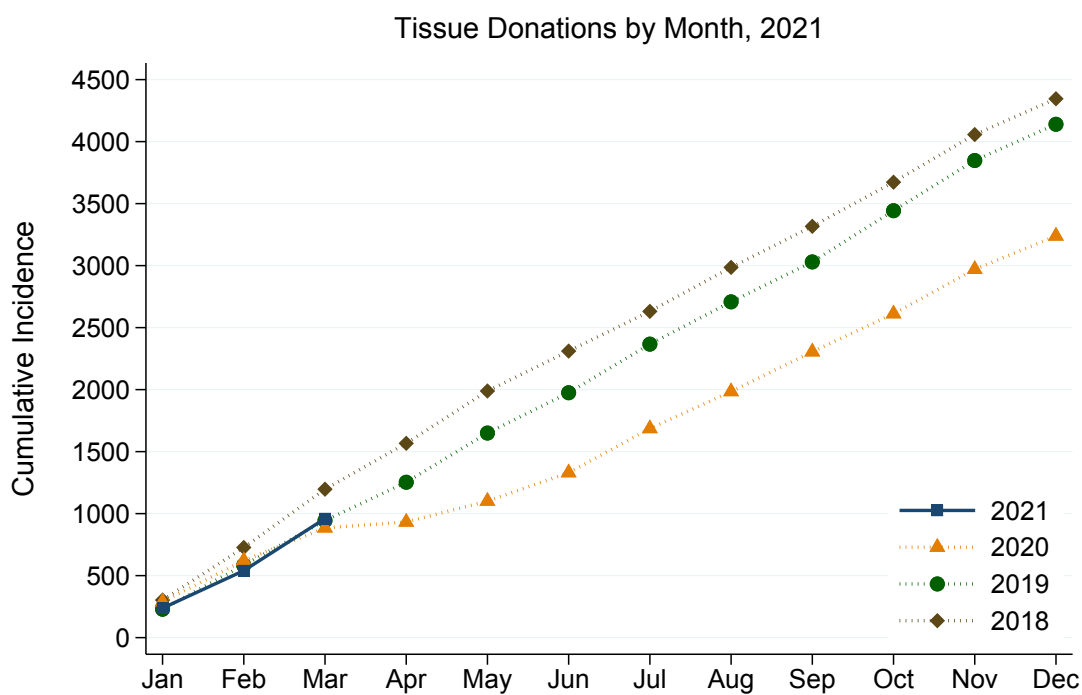


Figure 14: Tissue Donations by Month, 2021

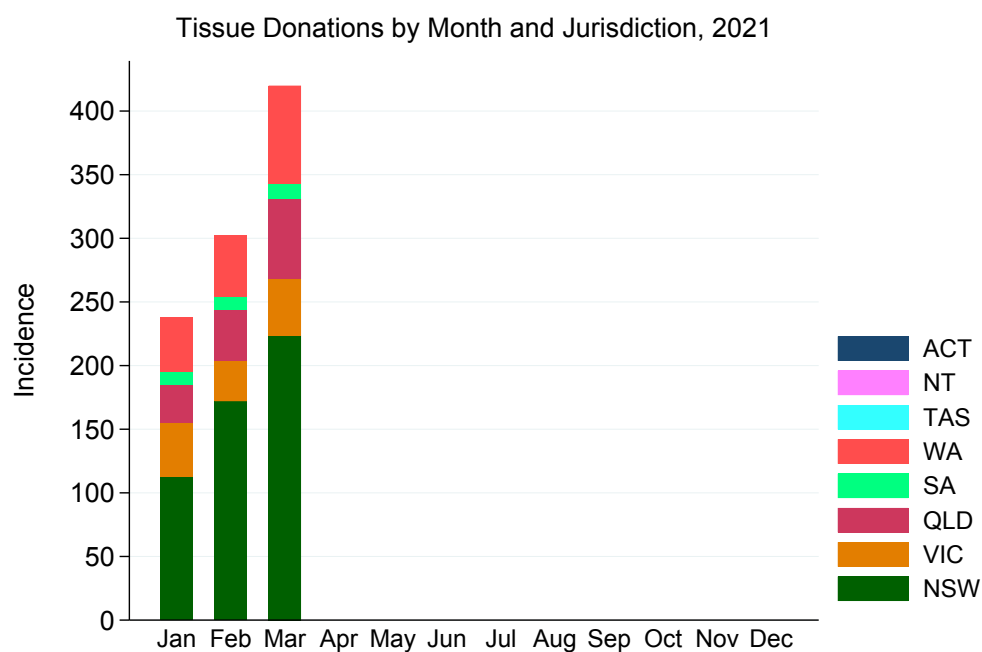


Figure 15: Tissue Donations by Month and Jurisdiction, 2021

Table 18: Tissue Donations by Jurisdiction of Retrieval and Month, 2021

	Jan	Feb	Mar	Apr	May	Jun	Jul	Aug	Sep	Oct	Nov	Dec	Total
NSW	113	172	224										509
VIC	42	32	44										118
QLD	30	40	63										133
SA	10	10	12										32
WA	43	48	77										168
TAS	0	0	0										0
NT	0	0	0										0
ACT	0	0	0										0
AUSTRALIA	238	302	420										960

Eye and Tissue Donation Registry

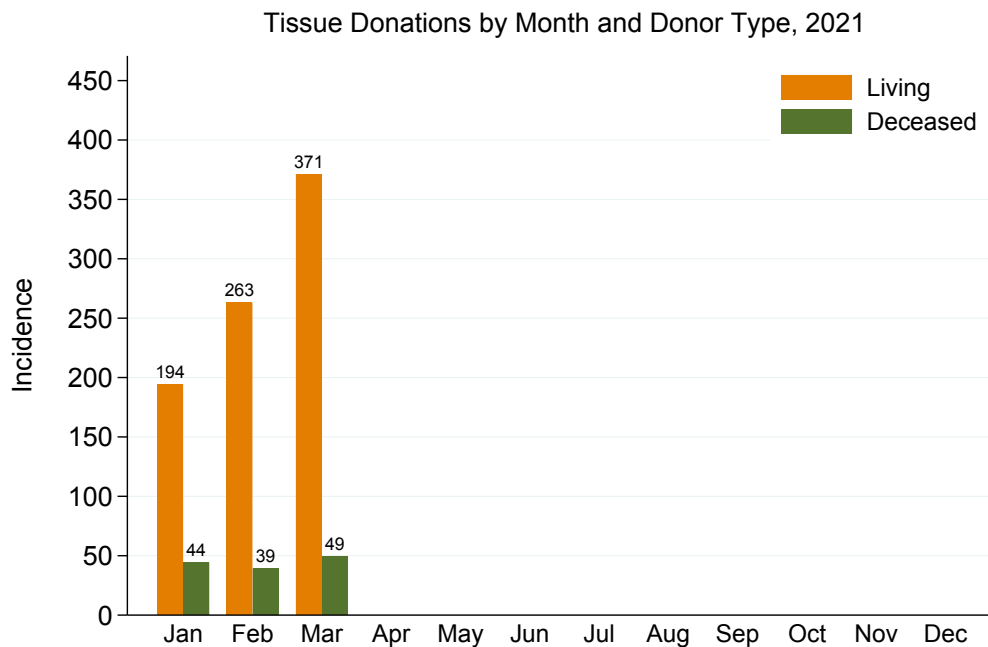


Figure 16: Tissue Donations by Month and Donor Type, 2021

Table 19: Living Tissue Donations by Jurisdiction of Retrieval and Month, 2021

	Jan	Feb	Mar	Apr	May	Jun	Jul	Aug	Sep	Oct	Nov	Dec	Total
NSW	110	169	213										492
VIC	19	10	23										52
QLD	14	27	49										90
SA	8	9	12										29
WA	43	48	74										165
TAS	0	0	0										0
NT	0	0	0										0
ACT	0	0	0										0
AUSTRALIA	194	263	371										828

Eye and Tissue Donation Registry

Table 20: Living Tissue Donations by Jurisdiction of Retrieval and Tissue Type, 2021

	Amnion	Cardiovascular	Musculoskeletal
NSW	3	7	482
VIC	0	1	51
QLD	0	0	90
SA	0	0	29
WA	0	0	165
TAS	0	0	0
NT	0	0	0
ACT	0	0	0
AUSTRALIA	3	8	817

Table 21: Deceased Tissue Donations by Jurisdiction of Retrieval and Month, 2021

	Jan	Feb	Mar	Apr	May	Jun	Jul	Aug	Sep	Oct	Nov	Dec	Total
NSW	3	3	11										17
VIC	23	22	21										66
QLD	16	13	14										43
SA	2	1	0										3
WA	0	0	3										3
TAS	0	0	0										0
NT	0	0	0										0
ACT	0	0	0										0
AUSTRALIA	44	39	49										132

Table 22: Deceased Tissue Donations by Jurisdiction of Retrieval and Donor Category, 2021

	Solid Organ/Tissue				Tissue Only				Total			
	cv	ms	skin	pi	cv	ms	skin	pi	cv	ms	skin	pi
NSW	9	3	1	0	1	2	1	0	10	5	2	0
VIC	6	10	10	0	8	13	19	0	14	23	29	0
QLD	5	8	4	0	0	15	11	0	5	23	15	0
SA	3	0	0	0	0	0	0	0	3	0	0	0
WA	0	0	0	0	0	3	0	0	0	3	0	0
TAS	0	0	0	0	0	0	0	0	0	0	0	0
NT	0	0	0	0	0	0	0	0	0	0	0	0
ACT	0	0	0	0	0	0	0	0	0	0	0	0
AUSTRALIA	23	21	15	0	9	33	31	0	32	54	46	0

Eye and Tissue Donation Registry

Table 23: Intended Solid Organ Donor Who Became Eyes and Tissue Donors, 2021

	Eye Only	Tissue Only	Eye and Tissue
NSW	4	0	0
VIC	5	0	3
QLD	2	1	1
SA	3	0	0
WA	3	0	0
TAS	0	0	0
NT	0	0	0
ACT	0	0	0
AUSTRALIA	17	1	4

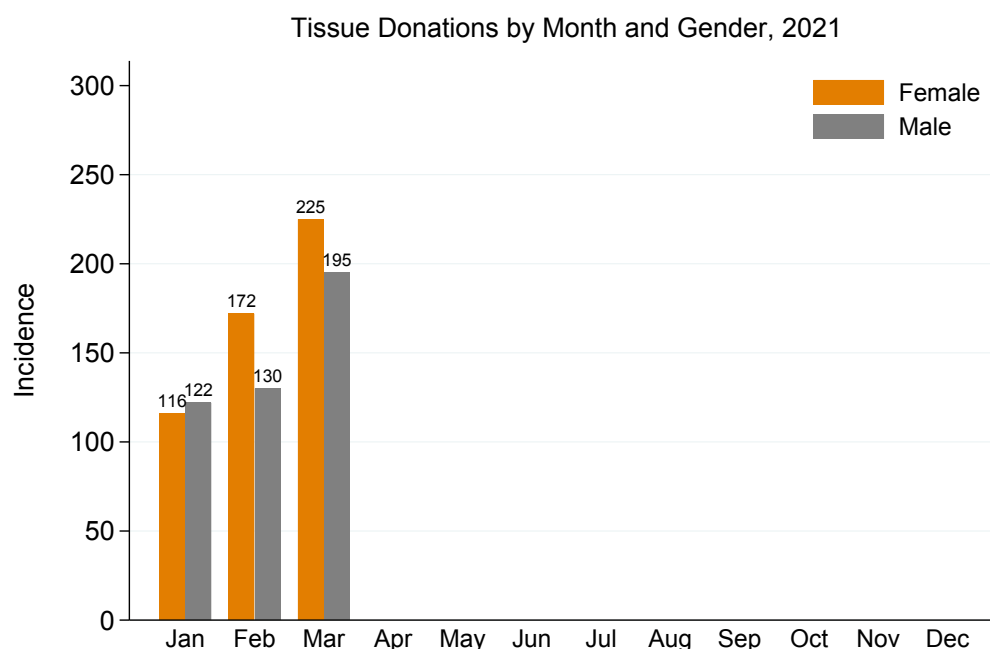


Figure 17: Tissue Donations by Month and Gender, 2021

Table 24: Female Tissue Donations by Jurisdiction of Retrieval and Month, 2021

	Jan	Feb	Mar	Apr	May	Jun	Jul	Aug	Sep	Oct	Nov	Dec	Total
NSW	64	110	119										293
VIC	13	22	24										59
QLD	13	13	26										52
SA	3	5	5										13
WA	23	22	51										96
TAS	0	0	0										0
NT	0	0	0										0
ACT	0	0	0										0
AUSTRALIA	116	172	225										513

Table 25: Male Tissue Donations by Jurisdiction of Retrieval and Month, 2021

	Jan	Feb	Mar	Apr	May	Jun	Jul	Aug	Sep	Oct	Nov	Dec	Total
NSW	49	62	105										216
VIC	29	10	20										59
QLD	17	27	37										81
SA	7	5	7										19
WA	20	26	26										72
TAS	0	0	0										0
NT	0	0	0										0
ACT	0	0	0										0
AUSTRALIA	122	130	195										447

5 Notified Tissue Grafts Implanted

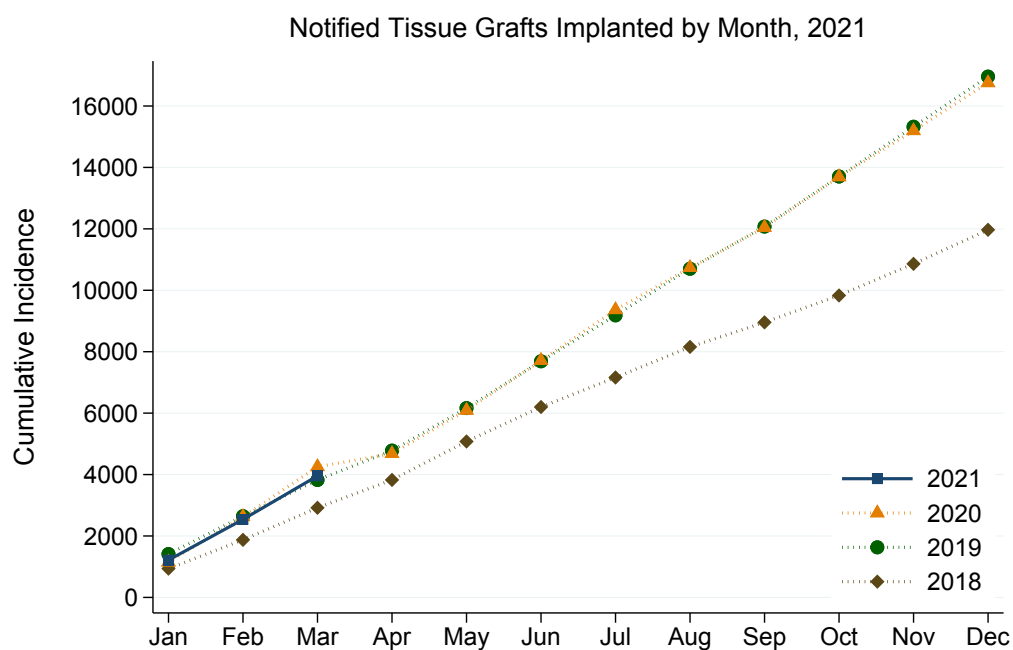


Figure 18: Notified Tissue Grafts Implanted by Month, 2021

Table 26: Notified Tissue Grafts Implanted by Jurisdiction of Retrieving Bank and Month, 2021

	Jan	Feb	Mar	Apr	May	Jun	Jul	Aug	Sep	Oct	Nov	Dec	Total
NSW	816	929	879										2624
VIC	164	102	148										414
QLD	101	149	171										421
SA	5	4	7										16
WA	129	142	210										481
TAS	0	0	0										0
NT	0	0	0										0
ACT	0	0	0										0
AUSTRALIA	1215	1326	1415										3956

Eye and Tissue Donation Registry

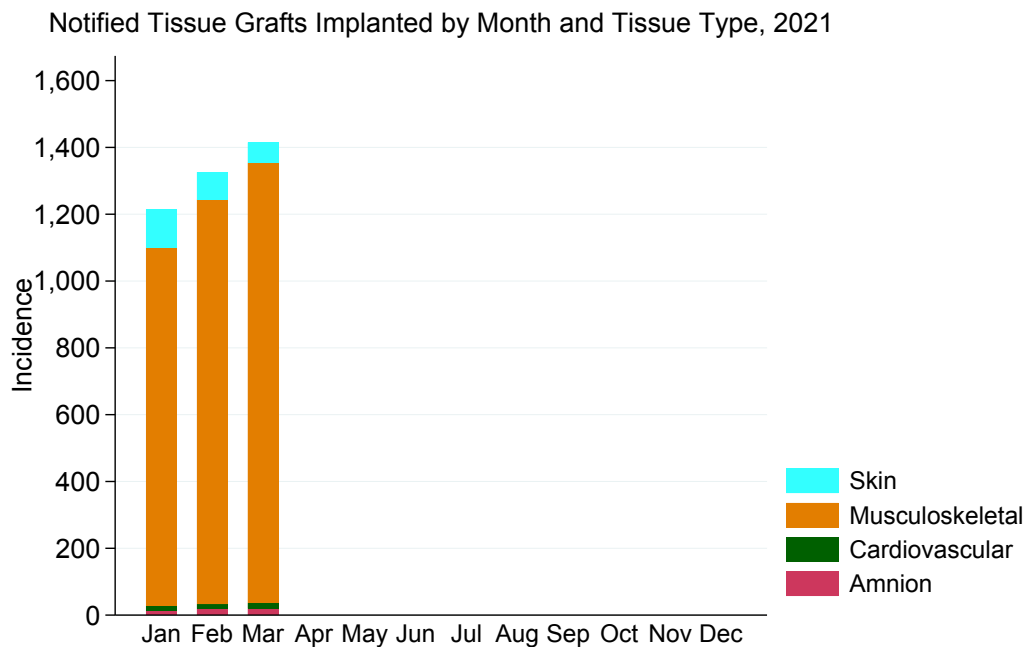


Figure 19: Notified Tissue Grafts Implanted by Month and Tissue Type, 2021

Table 27: Notified Tissue Grafts Implanted by Jurisdiction of Retrieving Bank and Tissue Type, 2021

	Amnion	Cardiovascular	Musculoskeletal	Skin
NSW	53	42	2461	68
VIC	0	3	306	105
QLD	0	0	337	84
SA	0	0	16	0
WA	0	0	481	0
AUSTRALIA	53	45	3601	257

Eye and Tissue Donation Registry

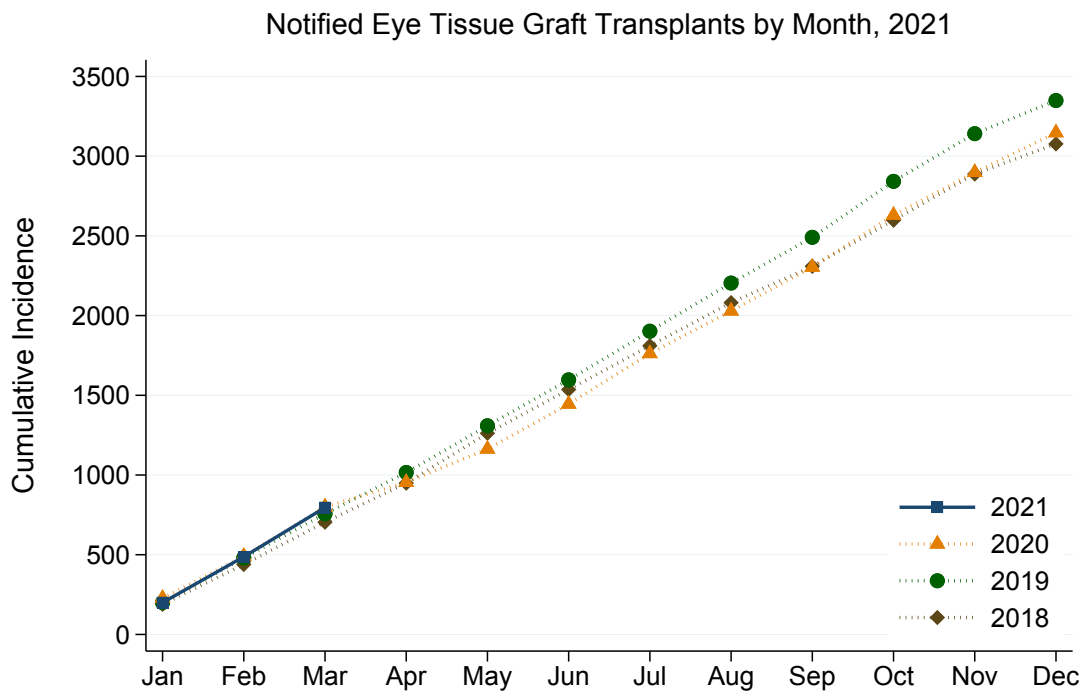


Figure 20: Notified Eye Tissue Graft Transplants by Month, 2021

Table 28: Notified Eye Tissue Graft Transplants by Jurisdiction of Retrieving Bank and Month, 2021

	Jan	Feb	Mar	Apr	May	Jun	Jul	Aug	Sep	Oct	Nov	Dec	Total
NSW	43	74	72										189
VIC	45	57	74										176
QLD	57	85	93										235
SA	19	26	19										64
WA	29	32	37										98
TAS	5	8	7										20
NT	0	0	3										3
ACT	2	5	4										11
AUSTRALIA	200	287	309										796

Eye and Tissue Donation Registry

Table 29: Cornea Graft Transplants by Jurisdiction of Retrieving Bank and Month, 2021

	Jan	Feb	Mar	Apr	May	Jun	Jul	Aug	Sep	Oct	Nov	Dec	Total
NSW	33	55	51										139
VIC	27	43	46										116
QLD	48	76	78										202
SA	13	22	15										50
WA	18	20	21										59
TAS	3	3	3										9
NT	0	0	3										3
ACT	2	3	2										7
AUSTRALIA	144	222	219										585

Table 30: Sclera Unit Graft Transplants by Jurisdiction of Retrieving Bank and Month, 2021

	Jan	Feb	Mar	Apr	May	Jun	Jul	Aug	Sep	Oct	Nov	Dec	Total
NSW	10	19	21										50
VIC	18	14	28										60
QLD	9	9	15										33
SA	6	4	4										14
WA	11	12	16										39
TAS	2	5	4										11
NT	0	0	0										0
ACT	0	2	2										4
AUSTRALIA	56	65	90										211

6 Notified Tissue Graft Recipients

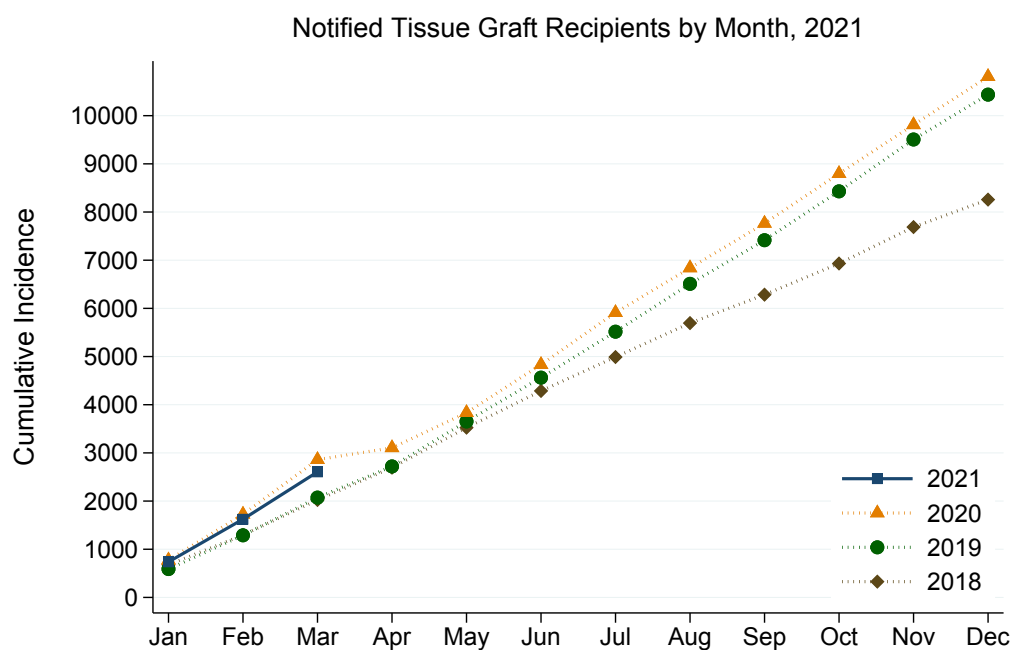


Figure 21: Notified Tissue Graft Recipients by Month, 2021

Table 31: Notified Tissue Graft Recipients by Jurisdiction of Retrieving Bank and Month, 2021

	Jan	Feb	Mar	Apr	May	Jun	Jul	Aug	Sep	Oct	Nov	Dec	Total
NSW	515	638	654										1807
VIC	67	64	91										222
QLD	78	82	103										263
SA	5	4	6										15
WA	72	99	127										298
TAS	0	0	0										0
NT	0	0	0										0
ACT	0	0	0										0
AUSTRALIA	737	887	981										2605

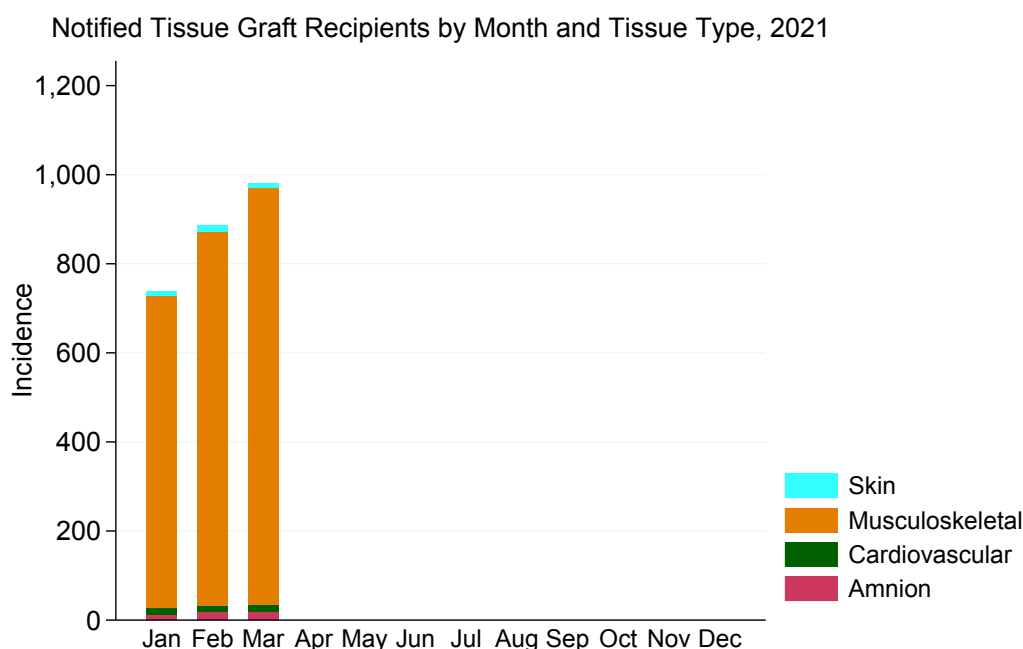


Figure 22: Notified Tissue Graft Recipients by Month and Tissue Type, 2021

Table 32: Notified Tissue Graft Recipients by Jurisdiction of Retrieving Bank and Tissue Type, 2021

	Amnion	Cardiovascular	Musculoskeletal	Skin
NSW	52	40	1713	2
VIC	0	3	200	19
QLD	0	0	250	13
SA	0	0	15	0
WA	0	0	298	0
AUSTRALIA	52	43	2476	34

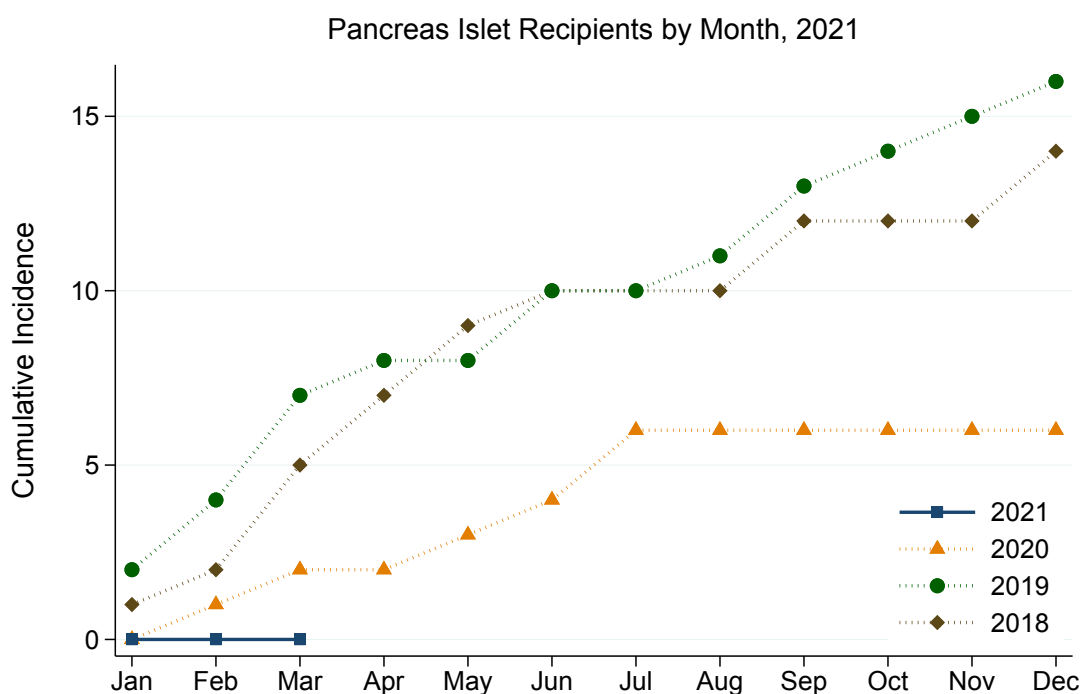


Figure 23: Pancreas Islet Recipients by Month, 2021

Table 33: Pancreas Islet Graft Recipients by Transplant Jurisdiction and Month, 2021

	Jan	Feb	Mar	Apr	May	Jun	Jul	Aug	Sep	Oct	Nov	Dec	Total
NSW	0	0	0										0
VIC	0	0	0										0
QLD	0	0	0										0
SA	0	0	0										0
WA	0	0	0										0
TAS	0	0	0										0
NT	0	0	0										0
ACT	0	0	0										0
AUSTRALIA	0	0	0										0

7 Glossary and Definitions

- 1 *Amnion (am)* – is the innemost layer of the embryonic membranes.
- 2 *Cardiovascular tissue (cv)* – includes, but not limited to, heart valves, pericardium and annexed vessels.
- 3 *Cornea* – The cornea is the transparent anterior tissue of the eyeball consisting of many layers.
- 4 *Deceased solid organ and tissue donation* – identifies a donation event where one or more solid organs and tissues are retrieved from a deceased donor. Data has been crosschecked with the solid organ and tissue sector to ensure the donor has met the deceased solid organ and tissue donation criteria.
- 5 *Deceased tissue donation* – identifies a donation event where one or more tissues are retrieved from a deceased donor and can comprise of musculoskeletal, cardiovascular, skin or eye tissue.
- 6 *Donation event*
 - A single retrieval event, within a calendar day, where a living donor can donate one or more musculoskeletal, cardiovascular, or amnion tissues.
 - Retrieval from deceased donors of solid organ, tissue and/or eyes that may occur on differing days but after the donor declaration of death date.
- 7 *Eye only donor* – A deceased donor where eye only retrieval has taken place. A donor is counted as an eye only donor if 2 whole eyes, 2 corneas only, one eye or one cornea only is retrieved. Outcomes of donated eye tissue are not limited to transplantation.
- 8 *Eye and solid organ (and tissue) donor* – A deceased donor where eye and solid organ retrieval has taken place. These donors may or may not have donated an additional tissue(s) e.g. musculoskeletal, cardiovascular or skin. Data has been crosschecked with the solid organ and tissue sector to confirm the donation event and donor classification.
- 9 *Eye and tissue only donor* – A deceased donor where eye and an additional tissue(s) e.g. musculoskeletal, cardiovascular or skin has taken place. Data has been crosschecked with the tissue sector to confirm the donation event and donor classification.
- 10 *Eye tissue donation* – Unless otherwise specified all donors undergo retrieval of both whole eyes or both corneas. This means the number of eye tissue donations can be calculated by doubling the amount of total eye donors.
- 11 *Eye tissue graft transplants* – Corneal or scleral tissue transplanted into an eye tissue recipient within the reporting time period.
- 12 *Eye tissue recipient* – Unless otherwise specified the number of eye tissue recipients is equal to the number of eye tissue graft transplants (consistent with EBAANZ).
- 13 *Living tissue donation* – identifies a donation event where one or more tissues are retrieved from a living donor. Living tissue can be amnion, cardiovascular, but is vastly comprised of donated femoral heads (bone) retrieved during hip replacement surgery. A living musculoskeletal donor can donate one femoral head during one donation event, two femoral heads during one donation event or one femoral head during two separate donation events.
- 14 *Musculoskeletal tissue (ms)* – includes, but not limited to, bone, cartilage and tendon retrieved from areas such as the pelvis, arm and leg.

Eye and Tissue Donation Registry

- 15 *Notified tissue graft implants* – Number of tissue grafts supplied and confirmed by the hospital to the distributing tissue bank to have been implanted. One tissue graft recipient may receive multiple graft implants.
- 16 *Notified tissue graft recipients* – The number of tissue graft recipients, confirmed by the hospital to the distributing bank, who receive one or more graft implants during a single tissue transplant event.
- 17 *Pancreas islet (pi)* – A multicellular structure within the pancreas that maintains normal blood glucose level within the body.
- 18 *Sclera unit* – A unit of the protective outer layer of the eyeball, used for transplantation during ocular surgery.
- 19 *Skin tissue (sk)* – includes, but not limited to, split thickness skin (epidermis and upper part of the dermis), of varying size.
- 20 *Tissue transplant event*
 - A single tissue transplant event occurs when a tissue graft recipient receives 1 or more tissue grafts on a single occasion. This will be counted as one tissue graft recipient, one tissue transplant event.
 - If a tissue graft recipient receives 1 or more tissue grafts during multiple tissue transplant events, this will be counted as one tissue graft recipient *for each tissue transplant event*.
- 21 *Unique donor* – A deceased or living donor who donates one or more tissue(s) during a single donation event.

8 Contributors

NSW:

- Australian Tissue Donation Network
- Hunter New England Bone Bank
- Lions NSW Eye Bank
- NSW Bone Bank
- Rachel Forster Bone Bank
- Sydney Heart Valve Bank

VIC:

- Barwon Health Bone Bank
- Donor Tissue Bank of Victoria
- Lions Eye Donation Service

QLD:

- QLD Eye Bank
- QLD Bone Bank
- QLD Heart Valve Bank

SA:

- Eye Bank of SA
- SA Tissue Bank

WA:

- Lions Eye Bank WA
- PlusLife (Perth Bone and Tissue Bank)

ACT:

- DonateLife ACT

Special acknowledgement to the BAA and the EBAANZ for their comments.