



Eye and Tissue Donation in Australia

Monthly Report

August 2020

Preliminary Data

Data collected from Australian Eye and Tissue Banks
This report supersedes any monthly interim summaries previously released for 2020

Produced 13 November 2020 4:30 PM
Data Received by ANZOD up to 12 November 2020

Contents

1	Acknowledgements	4
2	Counting Methodology	5
3	Eye and Tissue Donors	6
3.1	Unique Tissue Donors	6
3.2	Eye Donors	13
4	Tissue Donations	19
5	Notified Tissue Grafts Implanted	25
6	Notified Tissue Graft Recipients	29
7	Glossary and Definitions	32
8	Contributors	34

List of Figures

1	Unique Tissue Donors by Month, 2020	6
2	Unique Tissue Donors by Month and Jurisdiction, 2020	7
3	Unique Tissue Donors by Month and Donor Type, 2020	8
4	Unique Tissue Donors by Month and Gender, 2020	9
5	Unique Tissue Donors by Month and Age Range, 2020	10
6	Unique Tissue Donors by Age Range and Donor Type, 2020	11
7	Unique Tissue Donors by Age Range and Gender, 2020	12
8	Eye Donors by Month, 2020	13
9	Eye Donors by Month and Jurisdiction, 2020	14
10	Eye Donors by Month and Gender, 2020	15
11	Eye Donors by Month and Age Range, 2020	16
12	Eye Donors by Age Range and Gender, 2020	17
13	Eye Donors by Month and Donor Category, 2020	18
14	Tissue Donations by Month, 2020	19
15	Tissue Donations by Month and Jurisdiction, 2020	20
16	Tissue Donations by Month and Donor Type, 2020	21
17	Tissue Donations by Month and Gender, 2020	24
18	Notified Tissue Grafts Implanted by Month, 2020	25
19	Notified Tissue Grafts Implanted by Month and Tissue Type, 2020	26
20	Notified Eye Tissue Graft Transplants by Month, 2020	27
21	Notified Tissue Graft Recipients by Month, 2020	29
22	Notified Tissue Graft Recipients by Month and Tissue Type, 2020	30
23	Pancreas Islet Recipients by Month, 2020	31

List of Tables

1	Unique Tissue Donors by Jurisdiction of Retrieval and Month, 2020	7
2	Unique Living Tissue Donors by Jurisdiction of Retrieval and Month, 2020	8
3	Unique Deceased Tissue Donors by Jurisdiction of Retrieval and Month, 2020	8
4	Unique Female Tissue Donors by Jurisdiction of Retrieval and Month, 2020	9
5	Unique Male Tissue Donors by Jurisdiction of Retrieval and Month, 2020	9
6	Unique Tissue Donors by Jurisdiction of Retrieval and Age Range, 2020	10
7	Unique Living Tissue Donors by Jurisdiction of Retrieval and Age Range, 2020	11
8	Unique Deceased Tissue Donors by Jurisdiction of Retrieval and Age Range, 2020	11
9	Unique Female Tissue Donors by Jurisdiction of Retrieval and Age Range, 2020	12
10	Unique Male Tissue Donors by Jurisdiction of Retrieval and Age Range, 2020	12
11	Eye Donors by Jurisdiction of Retrieval and Month, 2020	14
12	Female Eye Donors by Jurisdiction of Retrieval and Month, 2020	15
13	Male Eye Donors by Jurisdiction of Retrieval and Month, 2020	15
14	Eye Donors by Jurisdiction of Retrieval and Age Range, 2020	16
15	Female Eye Donors by Jurisdiction of Retrieval and Age Range, 2020	17
16	Male Eye Donors by Jurisdiction of Retrieval and Age Range, 2020	17
17	Eye Donors by Jurisdiction of Retrieval and Donor Category, 2020	18
18	Tissue Donations by Jurisdiction of Retrieval and Month, 2020	20
19	Living Tissue Donations by Jurisdiction of Retrieval and Month, 2020	21
20	Living Tissue Donations by Jurisdiction of Retrieval and Tissue Type, 2020	22
21	Deceased Tissue Donations by Jurisdiction of Retrieval and Month, 2020	22
22	Deceased Tissue Donations by Jurisdiction of Retrieval and Donor Category, 2020	22
23	Intended Solid Organ Donor Who Became Eyes and Tissue Donors, 2020	23
24	Female Tissue Donations by Jurisdiction of Retrieval and Month, 2020	24
25	Male Tissue Donations by Jurisdiction of Retrieval and Month, 2020	24
26	Notified Tissue Grafts Implanted by Jurisdiction of Retrieving Bank and Month, 2020	25
27	Notified Tissue Grafts Implanted by Jurisdiction of Retrieving Bank and Tissue Type, 2020	26
28	Notified Eye Tissue Graft Transplants by Jurisdiction of Retrieving Bank and Month, 2020	27
29	Cornea Graft Transplants by Jurisdiction of Retrieving Bank and Month, 2020	28
30	Sclera Unit Graft Transplants by Jurisdiction of Retrieving Bank and Month, 2020	28
31	Notified Tissue Graft Recipients by Jurisdiction of Retrieving Bank and Month, 2020	29
32	Notified Tissue Graft Recipients by Jurisdiction of Retrieving Bank and Tissue Type, 2020	30
33	Pancreas Islet Graft Recipients by Transplant Jurisdiction and Month, 2020	31

1 Acknowledgements

According to the Eye Bank Association of Australia and New Zealand (EBAANZ), since the end of 2011, the number of corneal transplants in Australia each year has exceeded the number of new patients requiring transplants each year. This means the current demand for corneal transplants in Australia is being met and should be noted when comparing 2020 corneal transplantation numbers to previous years published.

2 Counting Methodology

Each eye and tissue bank uses a Minimum Data Set Template (MDS) to provide the Registry de-identified donor information for each tissue type, as well as aggregate data for reporting of notified tissue graft implants and notified tissue graft recipients.

Data received undergoes reconciliation and cross checking between the solid organ sector (ANZOD), the eye sector (participating eye banks) and the tissue sector (participating tissue banks) to ensure accuracy at the time of reporting.

The Registry declares:

- All donations of eye tissue have come from deceased donors.
- Eye donors include those who have donated 2 whole eyes, 2 corneas or one whole eye or one cornea.
- Eye and Tissue Graft Implants and Transplant Recipient data includes transplant events that have occurred in a different jurisdiction to where the tissue was donated.
- Graft Implants and Transplant Recipient data may or may not be a direct outcome of tissue donations reported for the month, as tissue can be stored for a period of time before the graft is implanted.
- Outcome data does not capture tissue that has been supplied for implant but not yet notified as implanted to the distributing tissue bank.

3 Eye and Tissue Donors

3.1 Unique Tissue Donors

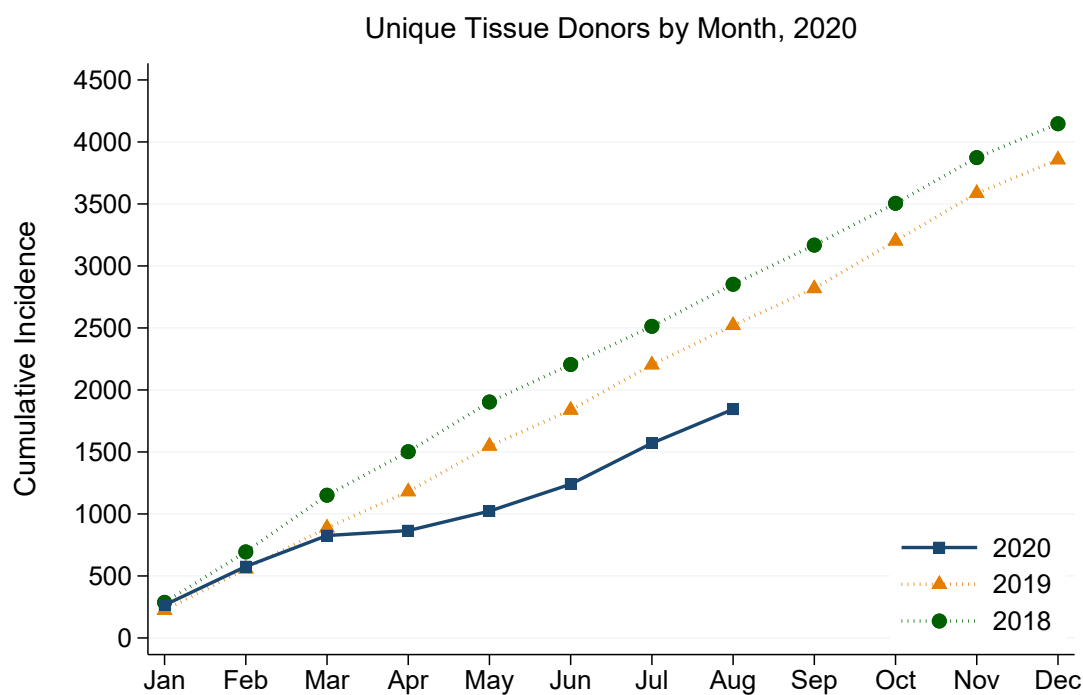


Figure 1: Unique Tissue Donors by Month, 2020

Eye and Tissue Donation Registry

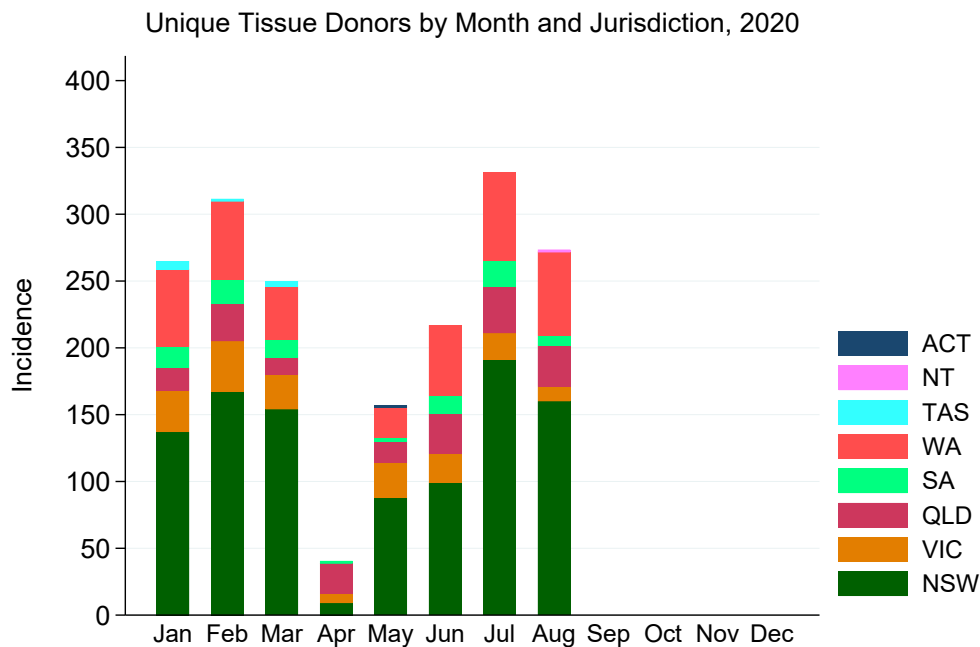


Figure 2: Unique Tissue Donors by Month and Jurisdiction, 2020

Table 1: Unique Tissue Donors by Jurisdiction of Retrieval and Month, 2020

	Jan	Feb	Mar	Apr	May	Jun	Jul	Aug	Sep	Oct	Nov	Dec	Total
NSW	137	167	154	9	88	99	191	160					1005
VIC	31	38	26	7	26	22	20	11					181
QLD	17	28	13	23	16	30	35	31					193
SA	16	18	13	1	3	13	19	7					90
WA	58	59	40	0	22	53	66	63					361
TAS	6	1	4	0	0	0	0	0					11
NT	0	0	0	0	0	0	0	1					1
ACT	0	0	0	0	2	0	0	0					2
AUSTRALIA	265	311	250	40	157	217	331	273					1844

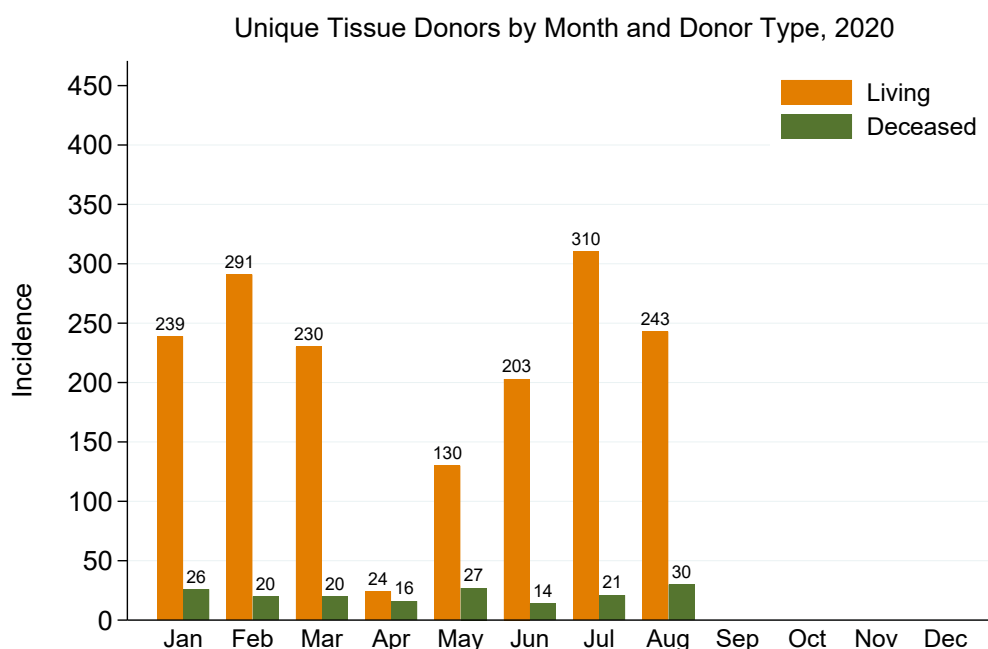


Figure 3: Unique Tissue Donors by Month and Donor Type, 2020

Table 2: Unique Living Tissue Donors by Jurisdiction of Retrieval and Month, 2020

	Jan	Feb	Mar	Apr	May	Jun	Jul	Aug	Sep	Oct	Nov	Dec	Total
NSW	126	164	148	6	84	97	186	152					963
VIC	27	31	23	2	18	16	15	1					133
QLD	9	21	5	16	3	25	25	23					127
SA	14	18	12	0	3	13	19	4					83
WA	57	57	38	0	22	52	65	63					354
TAS	6	0	4	0	0	0	0	0					10
NT	0	0	0	0	0	0	0	0					0
ACT	0	0	0	0	0	0	0	0					0
AUSTRALIA	239	291	230	24	130	203	310	243					1670

Table 3: Unique Deceased Tissue Donors by Jurisdiction of Retrieval and Month, 2020

	Jan	Feb	Mar	Apr	May	Jun	Jul	Aug	Sep	Oct	Nov	Dec	Total
NSW	11	3	6	3	4	2	5	8					42
VIC	4	7	3	5	8	6	5	10					48
QLD	8	7	8	7	13	5	10	8					66
SA	2	0	1	1	0	0	0	3					7
WA	1	2	2	0	0	1	1	0					7
TAS	0	1	0	0	0	0	0	0					1
NT	0	0	0	0	0	0	0	1					1
ACT	0	0	0	0	2	0	0	0					2
AUSTRALIA	26	20	20	16	27	14	21	30					174

Eye and Tissue Donation Registry

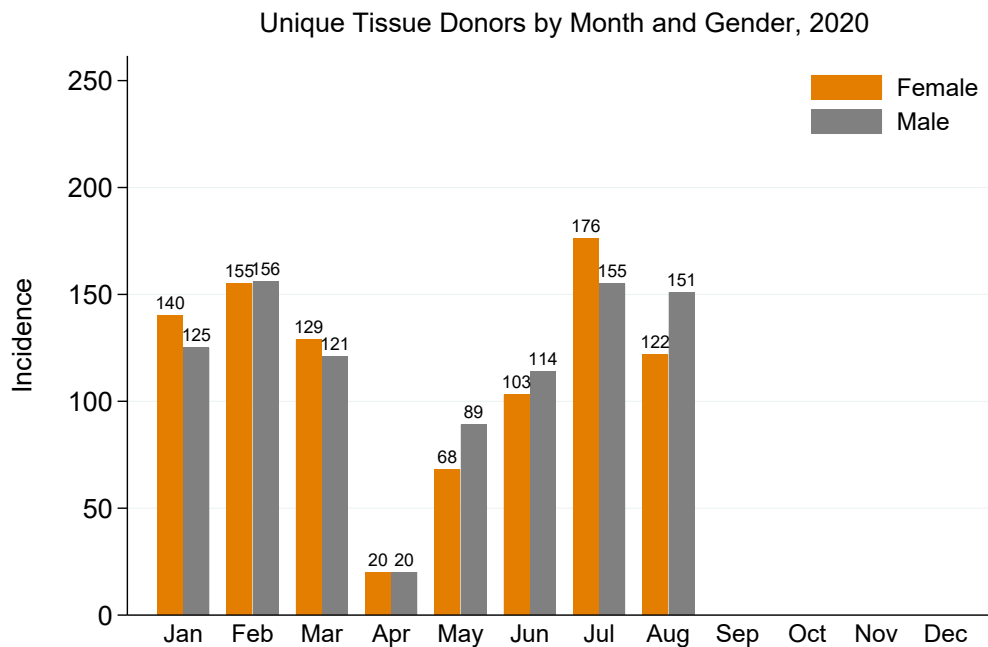


Figure 4: Unique Tissue Donors by Month and Gender, 2020

Table 4: Unique Female Tissue Donors by Jurisdiction of Retrieval and Month, 2020

	Jan	Feb	Mar	Apr	May	Jun	Jul	Aug	Sep	Oct	Nov	Dec	Total
NSW	72	93	88	6	43	51	103	79					535
VIC	17	16	9	3	13	11	10	2					81
QLD	3	11	2	10	2	4	10	10					52
SA	8	4	7	1	2	5	12	5					44
WA	38	30	21	0	8	32	41	26					196
TAS	2	1	2	0	0	0	0	0					5
NT	0	0	0	0	0	0	0	0					0
ACT	0	0	0	0	0	0	0	0					0
AUSTRALIA	140	155	129	20	68	103	176	122					913

Table 5: Unique Male Tissue Donors by Jurisdiction of Retrieval and Month, 2020

	Jan	Feb	Mar	Apr	May	Jun	Jul	Aug	Sep	Oct	Nov	Dec	Total
NSW	65	74	66	3	45	48	88	81					470
VIC	14	22	17	4	13	11	10	9					100
QLD	14	17	11	13	14	26	25	21					141
SA	8	14	6	0	1	8	7	2					46
WA	20	29	19	0	14	21	25	37					165
TAS	4	0	2	0	0	0	0	0					6
NT	0	0	0	0	0	0	0	1					1
ACT	0	0	0	0	2	0	0	0					2
AUSTRALIA	125	156	121	20	89	114	155	151					931

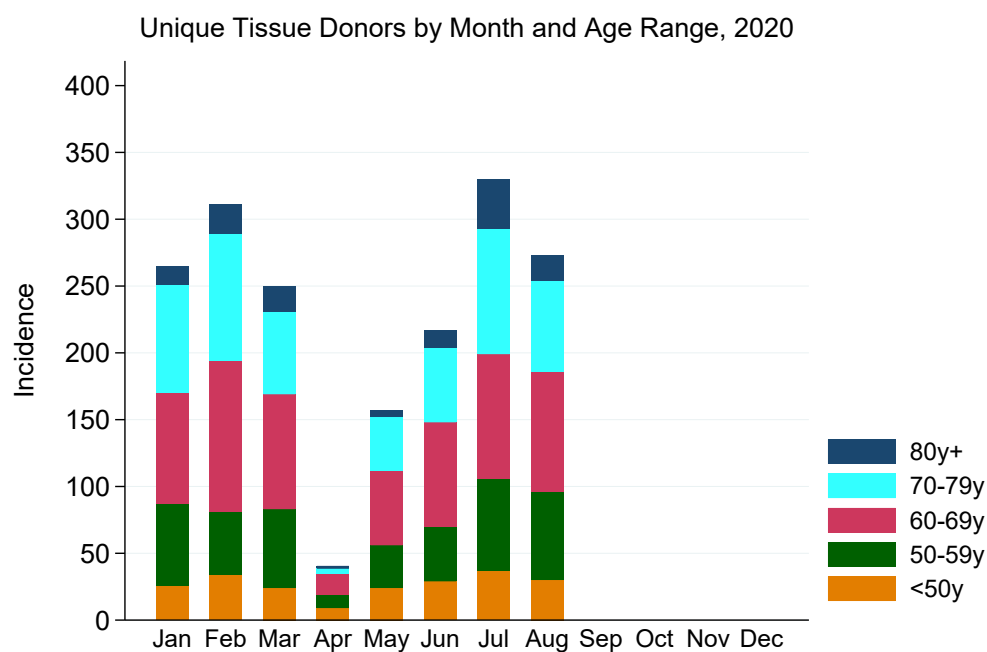


Figure 5: Unique Tissue Donors by Month and Age Range, 2020

Table 6: Unique Tissue Donors by Jurisdiction of Retrieval and Age Range, 2020

	<50y	50-59y	60-69y	70-79y	80y+	Total
NSW	88	198	342	296	80	1004
VIC	29	42	64	39	7	181
QLD	51	58	72	11	1	193
SA	9	18	18	25	20	90
WA	32	66	112	129	22	361
TAS	2	3	6	0	0	11
NT	1	0	0	0	0	1
ACT	1	0	1	0	0	2
AUSTRALIA	213	385	615	500	130	1843

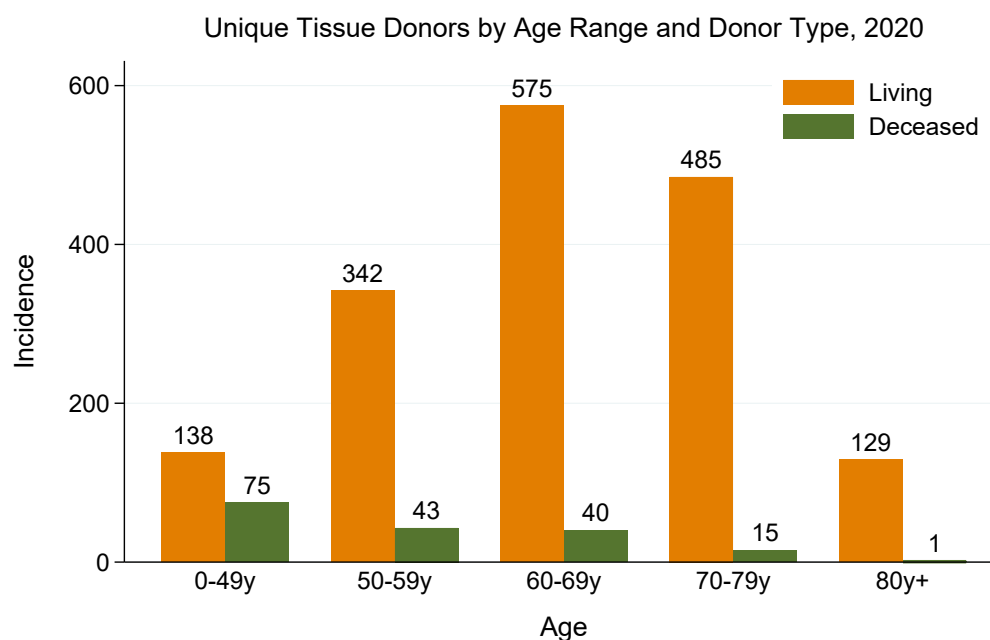


Figure 6: Unique Tissue Donors by Age Range and Donor Type, 2020

Table 7: Unique Living Tissue Donors by Jurisdiction of Retrieval and Age Range, 2020

	<50y	50-59y	60-69y	70-79y	80y+	Total
NSW	76	185	332	290	79	962
VIC	6	29	53	38	7	133
QLD	19	46	58	3	1	127
SA	6	16	16	25	20	83
WA	30	63	110	129	22	354
TAS	1	3	6	0	0	10
NT	0	0	0	0	0	0
ACT	0	0	0	0	0	0
AUSTRALIA	138	342	575	485	129	1669

Table 8: Unique Deceased Tissue Donors by Jurisdiction of Retrieval and Age Range, 2020

	<50y	50-59y	60-69y	70-79y	80y+	Total
NSW	12	13	10	6	1	42
VIC	23	13	11	1	0	48
QLD	32	12	14	8	0	66
SA	3	2	2	0	0	7
WA	2	3	2	0	0	7
TAS	1	0	0	0	0	1
NT	1	0	0	0	0	1
ACT	1	0	1	0	0	2
AUSTRALIA	75	43	40	15	1	174

Eye and Tissue Donation Registry

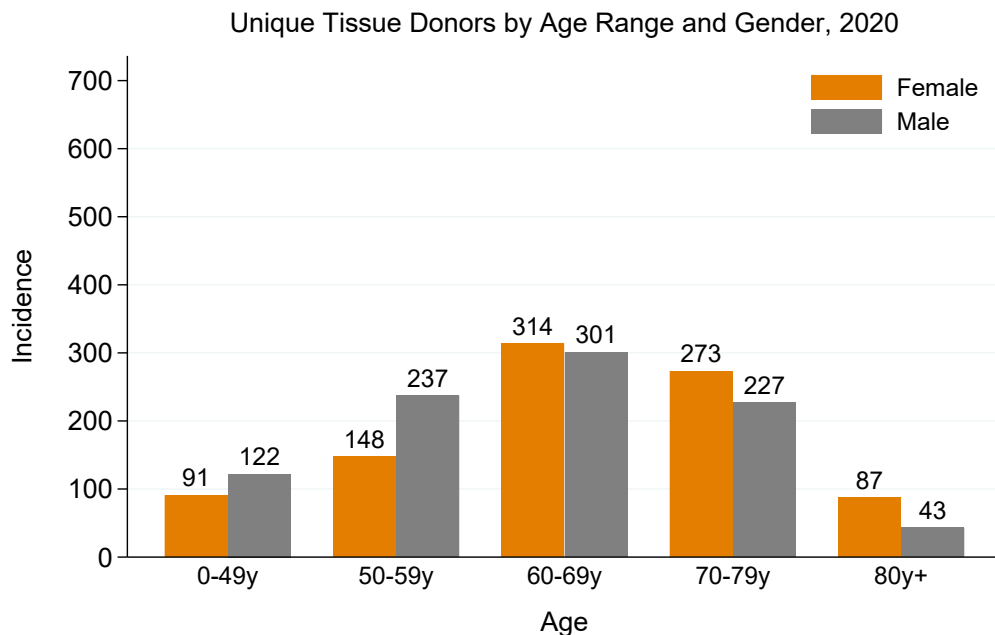


Figure 7: Unique Tissue Donors by Age Range and Gender, 2020

Table 9: Unique Female Tissue Donors by Jurisdiction of Retrieval and Age Range, 2020

	<50y	50-59y	60-69y	70-79y	80y+	Total
NSW	52	86	182	161	54	535
VIC	8	14	31	22	6	81
QLD	12	13	23	3	1	52
SA	2	6	10	13	13	44
WA	16	28	65	74	13	196
TAS	1	1	3	0	0	5
NT	0	0	0	0	0	0
ACT	0	0	0	0	0	0
AUSTRALIA	91	148	314	273	87	913

Table 10: Unique Male Tissue Donors by Jurisdiction of Retrieval and Age Range, 2020

	<50y	50-59y	60-69y	70-79y	80y+	Total
NSW	36	112	160	135	26	469
VIC	21	28	33	17	1	100
QLD	39	45	49	8	0	141
SA	7	12	8	12	7	46
WA	16	38	47	55	9	165
TAS	1	2	3	0	0	6
NT	1	0	0	0	0	1
ACT	1	0	1	0	0	2
AUSTRALIA	122	237	301	227	43	930

3.2 Eye Donors

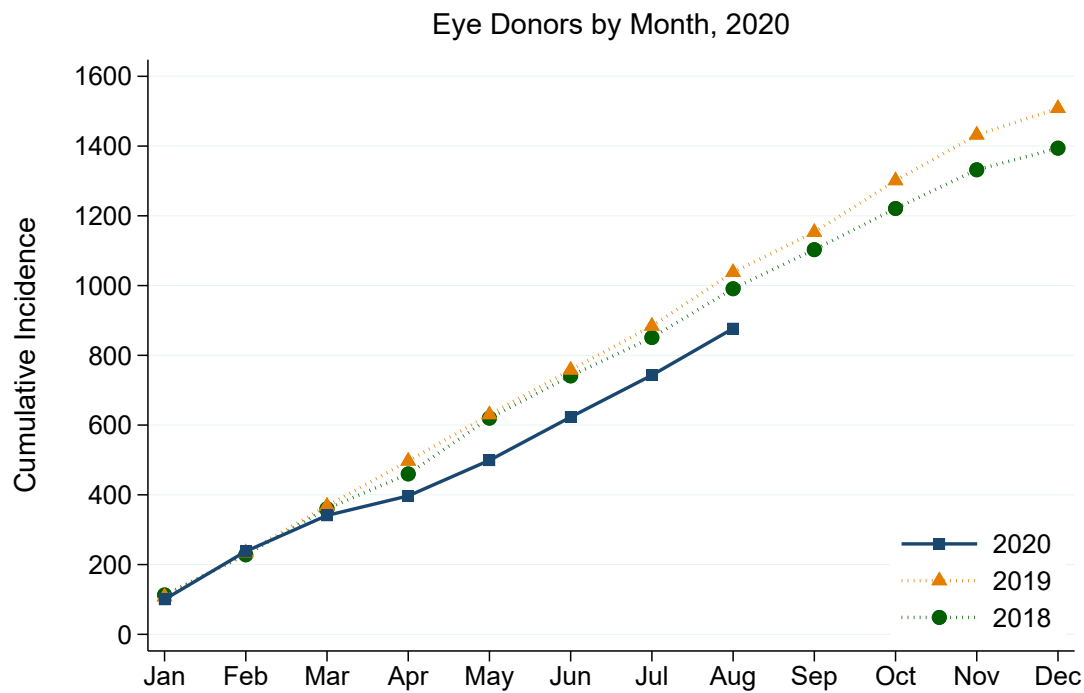


Figure 8: Eye Donors by Month, 2020

Eye and Tissue Donation Registry

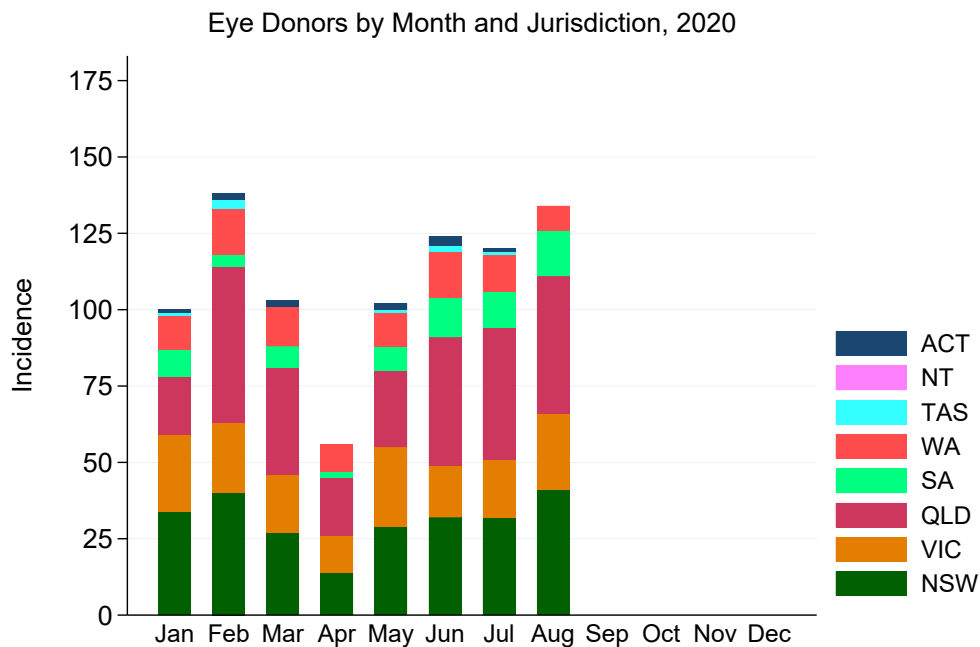


Figure 9: Eye Donors by Month and Jurisdiction, 2020

Table 11: Eye Donors by Jurisdiction of Retrieval and Month, 2020

	Jan	Feb	Mar	Apr	May	Jun	Jul	Aug	Sep	Oct	Nov	Dec	Total
NSW	34	40	27	14	29	32	32	41					249
VIC	25	23	19	12	26	17	19	25					166
QLD	19	51	35	19	25	42	43	45					279
SA	9	4	7	2	8	13	12	15					70
WA	11	15	13	9	11	15	12	8					94
TAS	1	3	0	0	1	2	1	0					8
NT	0	0	0	0	0	0	0	0					0
ACT	1	2	2	0	2	3	1	0					11
AUSTRALIA	100	138	103	56	102	124	120	134					877

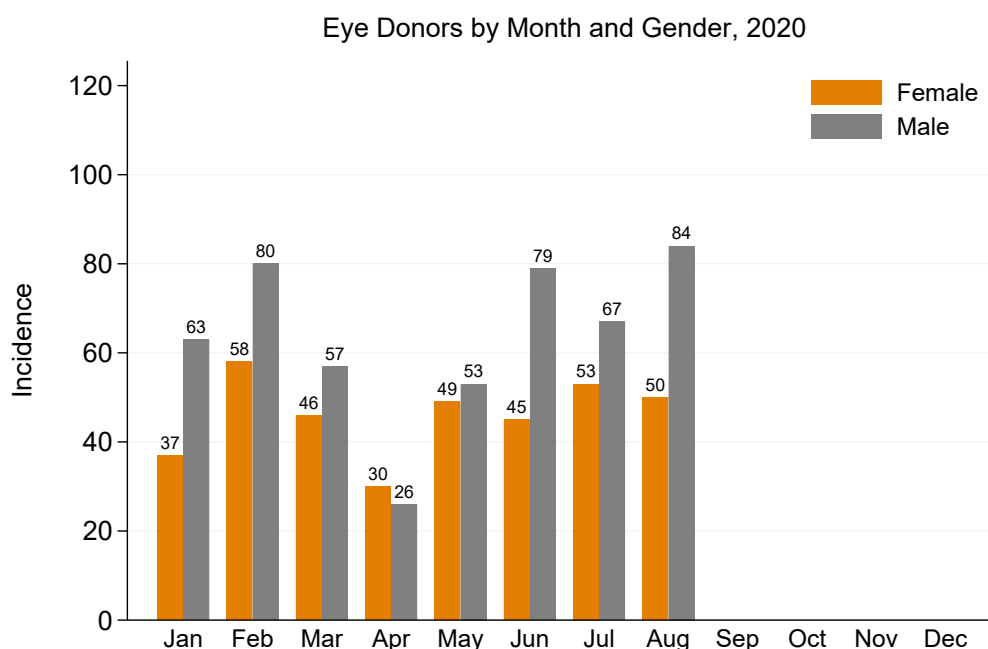


Figure 10: Eye Donors by Month and Gender, 2020

Table 12: Female Eye Donors by Jurisdiction of Retrieval and Month, 2020

	Jan	Feb	Mar	Apr	May	Jun	Jul	Aug	Sep	Oct	Nov	Dec	Total
NSW	11	19	14	8	14	11	17	10					104
VIC	7	6	6	5	13	7	9	13					66
QLD	8	20	18	13	11	14	13	17					114
SA	5	4	3	1	4	7	6	5					35
WA	5	7	4	3	6	6	7	5					43
TAS	0	1	0	0	0	0	0	0					1
NT	0	0	0	0	0	0	0	0					0
ACT	1	1	1	0	1	0	1	0					5
AUSTRALIA	37	58	46	30	49	45	53	50					368

Table 13: Male Eye Donors by Jurisdiction of Retrieval and Month, 2020

	Jan	Feb	Mar	Apr	May	Jun	Jul	Aug	Sep	Oct	Nov	Dec	Total
NSW	23	21	13	6	15	21	15	31					145
VIC	18	17	13	7	13	10	10	12					100
QLD	11	31	17	6	14	28	30	28					165
SA	4	0	4	1	4	6	6	10					35
WA	6	8	9	6	5	9	5	3					51
TAS	1	2	0	0	1	2	1	0					7
NT	0	0	0	0	0	0	0	0					0
ACT	0	1	1	0	1	3	0	0					6
AUSTRALIA	63	80	57	26	53	79	67	84					509

Eye and Tissue Donation Registry

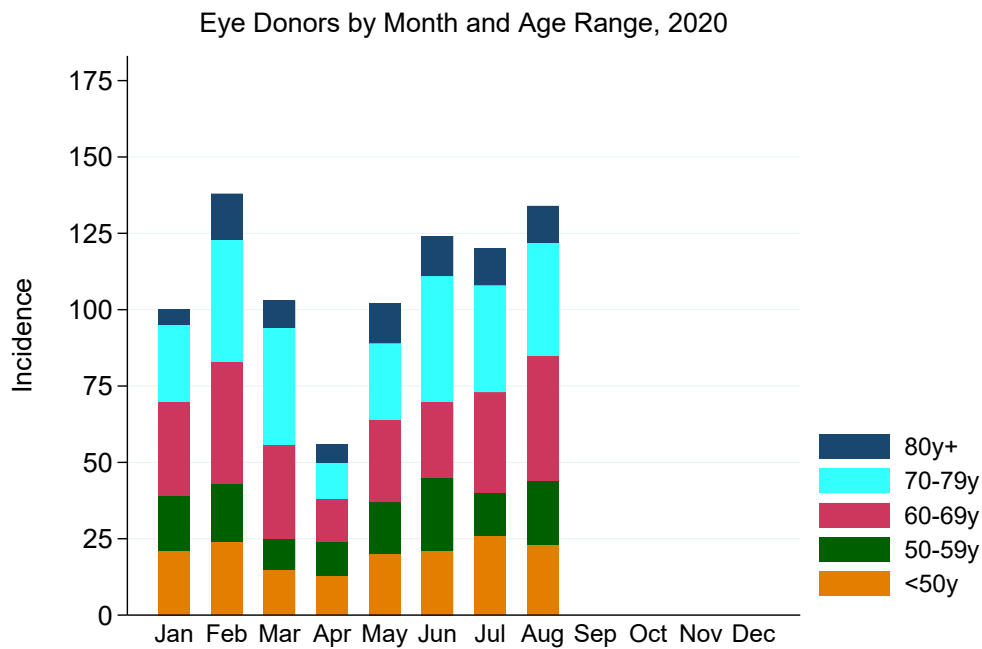


Figure 11: Eye Donors by Month and Age Range, 2020

Table 14: Eye Donors by Jurisdiction of Retrieval and Age Range, 2020

	<50y	50-59y	60-69y	70-79y	80y+	Total
NSW	25	32	67	81	44	249
VIC	48	22	47	44	5	166
QLD	53	38	66	92	30	279
SA	8	15	22	24	1	70
WA	26	22	37	8	1	94
TAS	2	2	1	3	0	8
NT	0	0	0	0	0	0
ACT	1	3	2	1	4	11
AUSTRALIA	163	134	242	253	85	877

Eye and Tissue Donation Registry

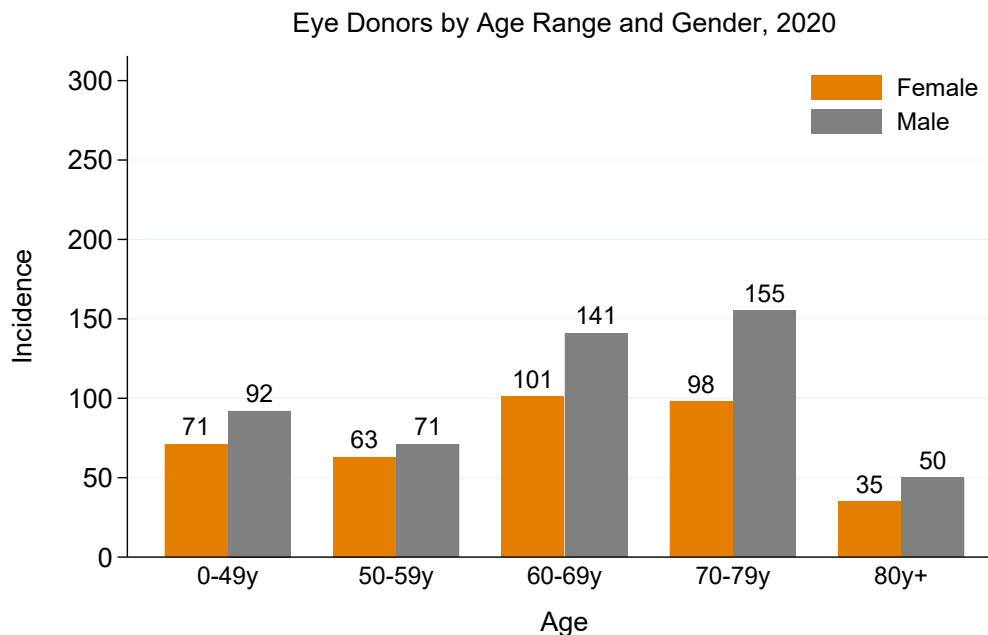


Figure 12: Eye Donors by Age Range and Gender, 2020

Table 15: Female Eye Donors by Jurisdiction of Retrieval and Age Range, 2020

	<50y	50-59y	60-69y	70-79y	80y+	Total
NSW	10	16	28	29	21	104
VIC	19	9	19	17	2	66
QLD	23	15	28	38	10	114
SA	4	9	10	11	1	35
WA	14	12	15	2	0	43
TAS	1	0	0	0	0	1
NT	0	0	0	0	0	0
ACT	0	2	1	1	1	5
AUSTRALIA	71	63	101	98	35	368

Table 16: Male Eye Donors by Jurisdiction of Retrieval and Age Range, 2020

	<50y	50-59y	60-69y	70-79y	80y+	Total
NSW	15	16	39	52	23	145
VIC	29	13	28	27	3	100
QLD	30	23	38	54	20	165
SA	4	6	12	13	0	35
WA	12	10	22	6	1	51
TAS	1	2	1	3	0	7
NT	0	0	0	0	0	0
ACT	1	1	1	0	3	6
AUSTRALIA	92	71	141	155	50	509

Eye and Tissue Donation Registry

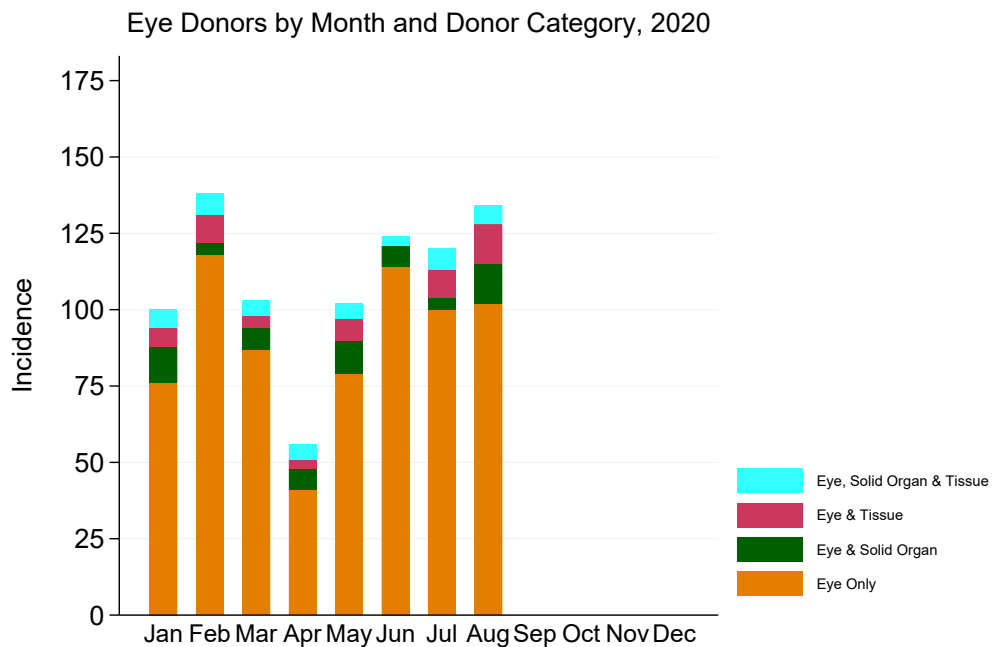


Figure 13: Eye Donors by Month and Donor Category, 2020

Table 17: Eye Donors by Jurisdiction of Retrieval and Donor Category, 2020

	Eye Only	Eye and Solid Organ	Eye and Tissue	Eye, Solid Organ and Tissue
NSW	215	13	8	13
VIC	116	20	20	10
QLD	240	4	20	15
SA	58	9	0	3
WA	76	14	3	1
TAS	4	3	0	1
ACT	8	2	0	1
AUSTRALIA	717	65	51	44

4 Tissue Donations

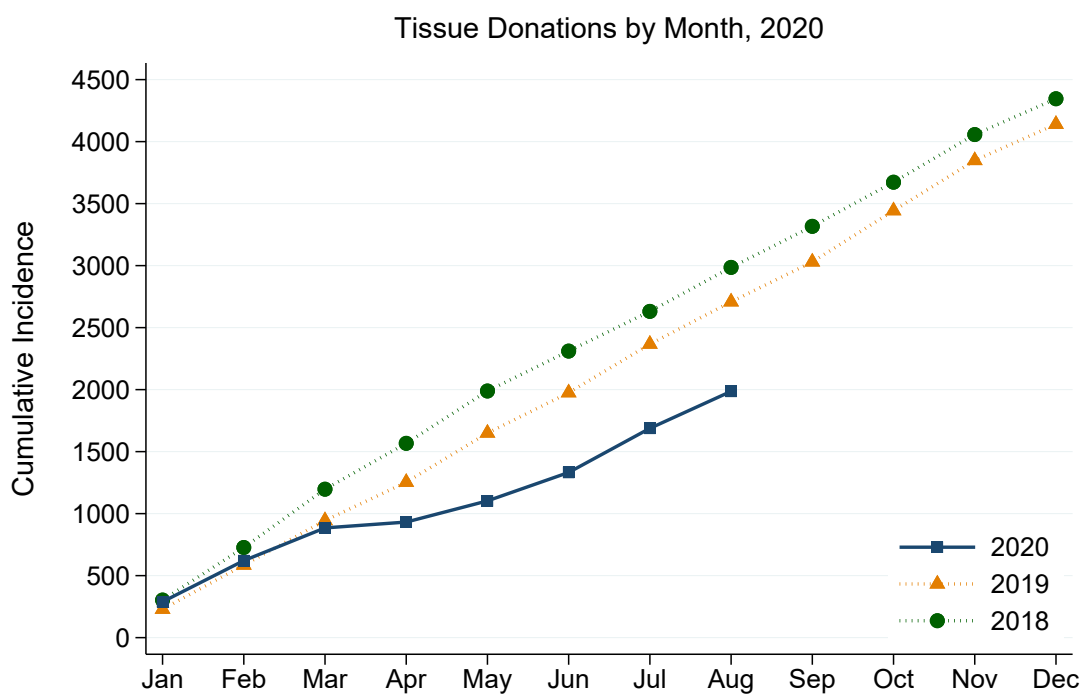


Figure 14: Tissue Donations by Month, 2020

Eye and Tissue Donation Registry

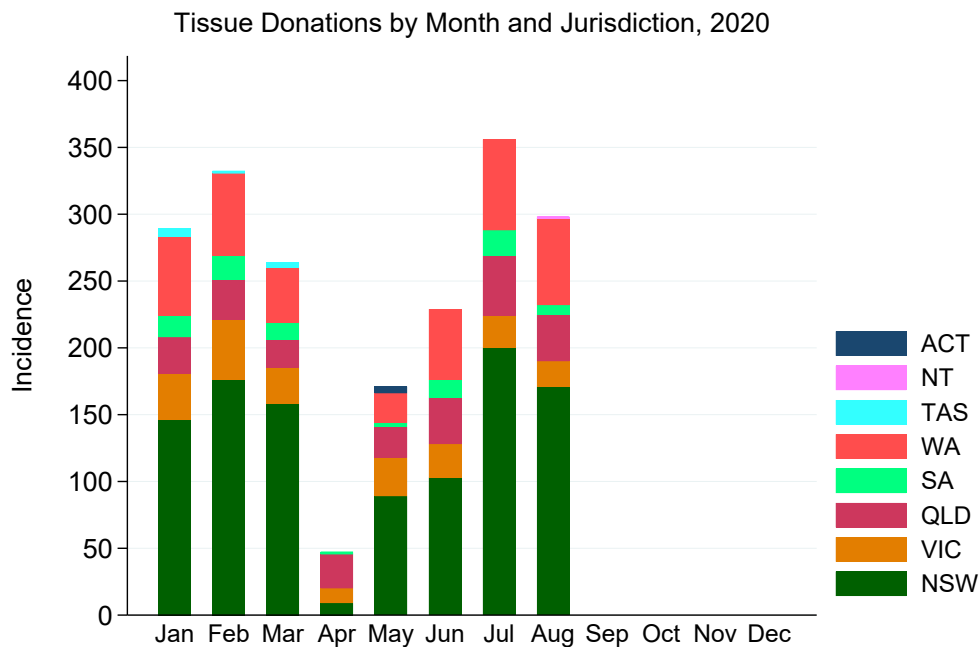


Figure 15: Tissue Donations by Month and Jurisdiction, 2020

Table 18: Tissue Donations by Jurisdiction of Retrieval and Month, 2020

	Jan	Feb	Mar	Apr	May	Jun	Jul	Aug	Sep	Oct	Nov	Dec	Total
NSW	146	176	158	9	89	103	200	171					1052
VIC	35	45	27	11	29	25	24	19					215
QLD	27	30	21	26	23	35	45	35					242
SA	16	18	13	1	3	13	19	7					90
WA	59	62	41	0	22	53	68	65					370
TAS	6	1	4	0	0	0	0	0					11
NT	0	0	0	0	0	0	0	1					1
ACT	0	0	0	0	5	0	0	0					5
AUSTRALIA	289	332	264	47	171	229	356	298					1986

Eye and Tissue Donation Registry

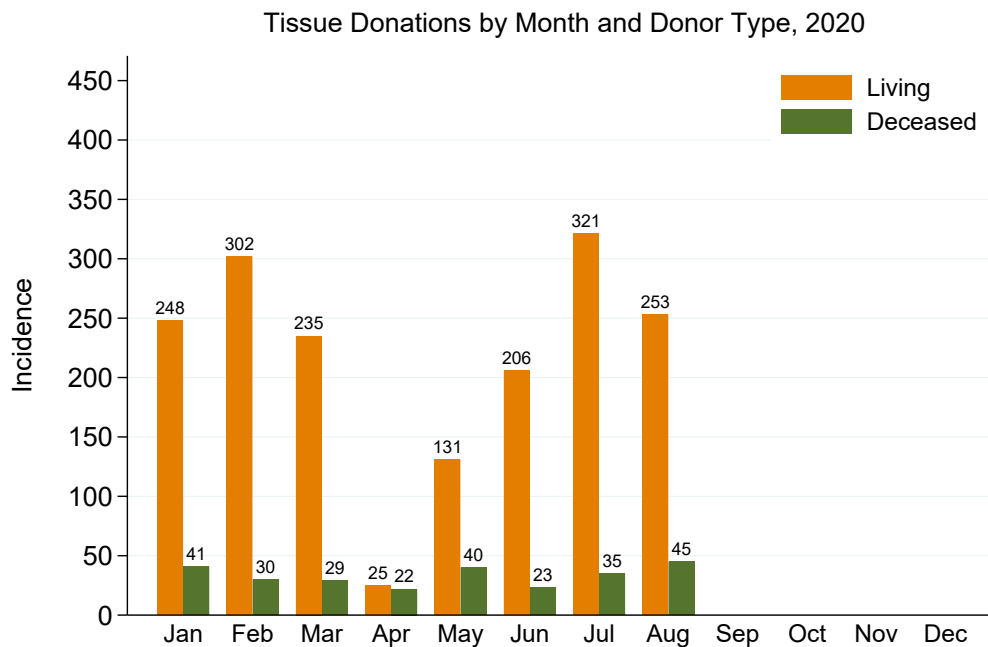


Figure 16: Tissue Donations by Month and Donor Type, 2020

Table 19: Living Tissue Donations by Jurisdiction of Retrieval and Month, 2020

	Jan	Feb	Mar	Apr	May	Jun	Jul	Aug	Sep	Oct	Nov	Dec	Total
NSW	133	172	152	6	85	100	195	160					1003
VIC	27	31	23	2	18	16	15	1					133
QLD	10	21	5	17	3	25	25	23					129
SA	14	18	12	0	3	13	19	4					83
WA	58	60	39	0	22	52	67	65					363
TAS	6	0	4	0	0	0	0	0					10
NT	0	0	0	0	0	0	0	0					0
ACT	0	0	0	0	0	0	0	0					0
AUSTRALIA	248	302	235	25	131	206	321	253					1721

Eye and Tissue Donation Registry

Table 20: Living Tissue Donations by Jurisdiction of Retrieval and Tissue Type, 2020

	Amnion	Cardiovascular	Musculoskeletal
NSW	15	6	982
VIC	0	1	132
QLD	0	0	129
SA	0	0	83
WA	0	0	363
TAS	0	0	10
NT	0	0	0
ACT	0	0	0
AUSTRALIA	15	7	1699

Table 21: Deceased Tissue Donations by Jurisdiction of Retrieval and Month, 2020

	Jan	Feb	Mar	Apr	May	Jun	Jul	Aug	Sep	Oct	Nov	Dec	Total
NSW	13	4	6	3	4	3	5	11					49
VIC	8	14	4	9	11	9	9	18					82
QLD	17	9	16	9	20	10	20	12					113
SA	2	0	1	1	0	0	0	3					7
WA	1	2	2	0	0	1	1	0					7
TAS	0	1	0	0	0	0	0	0					1
NT	0	0	0	0	0	0	0	1					1
ACT	0	0	0	0	5	0	0	0					5
AUSTRALIA	41	30	29	22	40	23	35	45					265

Table 22: Deceased Tissue Donations by Jurisdiction of Retrieval and Donor Category, 2020

	Solid Organ/Tissue				Tissue Only				Total			
	cv	ms	skin	pi	cv	ms	skin	pi	cv	ms	skin	pi
NSW	26	7	3	2	3	8	0	0	29	15	3	2
VIC	11	11	10	2	14	10	24	0	25	21	34	2
QLD	13	12	13	2	1	35	37	0	14	47	50	2
SA	7	0	0	0	0	0	0	0	7	0	0	0
WA	0	3	0	0	0	4	0	0	0	7	0	0
TAS	1	0	0	0	0	0	0	0	1	0	0	0
NT	1	0	0	0	0	0	0	0	1	0	0	0
ACT	3	1	1	0	0	0	0	0	3	1	1	0
AUSTRALIA	62	34	27	6	18	57	61	0	80	91	88	6

Eye and Tissue Donation Registry

Table 23: Intended Solid Organ Donor Who Became Eyes and Tissue Donors, 2020

	Eye Only	Tissue Only	Eye and Tissue
NSW	0	1	1
VIC	0	0	0
QLD	3	2	4
SA	1	0	0
WA	0	1	0
TAS	0	0	0
NT	0	0	0
ACT	0	0	0
AUSTRALIA	4	4	5

Eye and Tissue Donation Registry

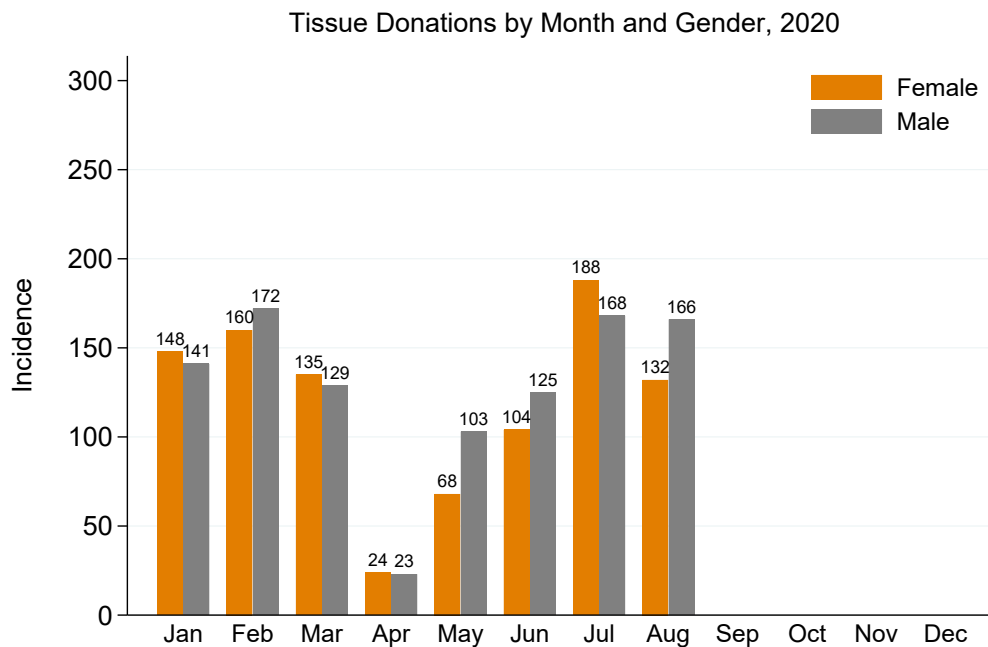


Figure 17: Tissue Donations by Month and Gender, 2020

Table 24: Female Tissue Donations by Jurisdiction of Retrieval and Month, 2020

	Jan	Feb	Mar	Apr	May	Jun	Jul	Aug	Sep	Oct	Nov	Dec	Total
NSW	78	95	90	6	43	52	109	86					559
VIC	17	16	9	6	13	11	13	5					90
QLD	5	12	5	11	2	4	13	10					62
SA	8	4	7	1	2	5	12	5					44
WA	38	32	22	0	8	32	41	26					199
TAS	2	1	2	0	0	0	0	0					5
NT	0	0	0	0	0	0	0	0					0
ACT	0	0	0	0	0	0	0	0					0
AUSTRALIA	148	160	135	24	68	104	188	132					959

Table 25: Male Tissue Donations by Jurisdiction of Retrieval and Month, 2020

	Jan	Feb	Mar	Apr	May	Jun	Jul	Aug	Sep	Oct	Nov	Dec	Total
NSW	68	81	68	3	46	51	91	85					493
VIC	18	29	18	5	16	14	11	14					125
QLD	22	18	16	15	21	31	32	25					180
SA	8	14	6	0	1	8	7	2					46
WA	21	30	19	0	14	21	27	39					171
TAS	4	0	2	0	0	0	0	0					6
NT	0	0	0	0	0	0	0	1					1
ACT	0	0	0	0	5	0	0	0					5
AUSTRALIA	141	172	129	23	103	125	168	166					1027

5 Notified Tissue Grafts Implanted

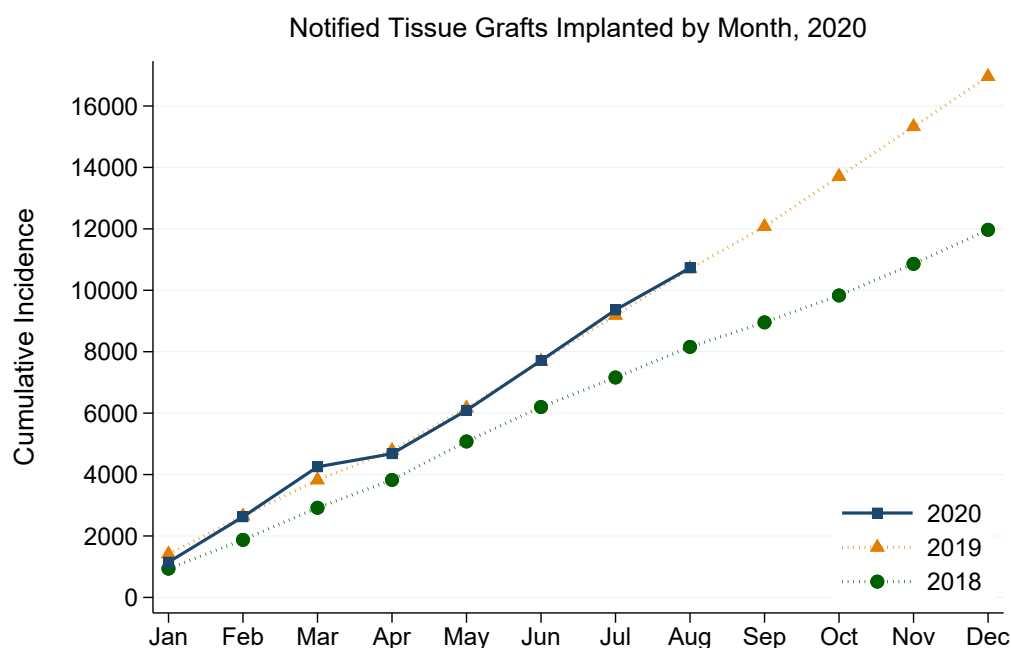


Figure 18: Notified Tissue Grafts Implanted by Month, 2020

Table 26: Notified Tissue Grafts Implanted by Jurisdiction of Retrieving Bank and Month, 2020

	Jan	Feb	Mar	Apr	May	Jun	Jul	Aug	Sep	Oct	Nov	Dec	Total
NSW	790	1078	1238	107	975	1255	1124	979					7546
VIC	69	96	63	34	70	89	123	68					612
QLD	214	201	201	248	304	178	242	192					1780
SA	9	1	8	5	5	11	22	6					67
WA	66	101	117	33	57	89	138	123					724
TAS	0	0	0	0	0	0	0	0					0
NT	0	0	0	0	0	0	0	0					0
ACT	0	0	0	0	0	0	0	0					0
AUSTRALIA	1148	1477	1627	427	1411	1622	1649	1368					10729

Eye and Tissue Donation Registry

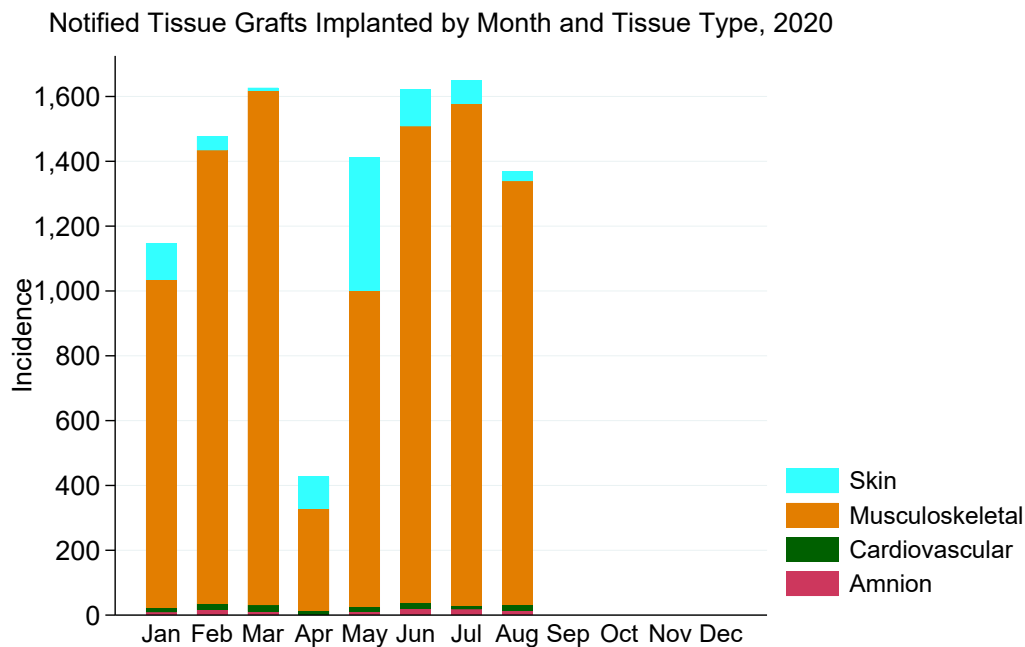


Figure 19: Notified Tissue Grafts Implanted by Month and Tissue Type, 2020

Table 27: Notified Tissue Grafts Implanted by Jurisdiction of Retrieving Bank and Tissue Type, 2020

	Amnion	Cardiovascular	Musculoskeletal	Skin
NSW	100	118	6983	345
VIC	0	13	540	59
QLD	0	0	1295	485
SA	0	0	67	0
WA	0	0	724	0
ACT	0	0	0	0
AUSTRALIA	100	131	9609	889

Eye and Tissue Donation Registry

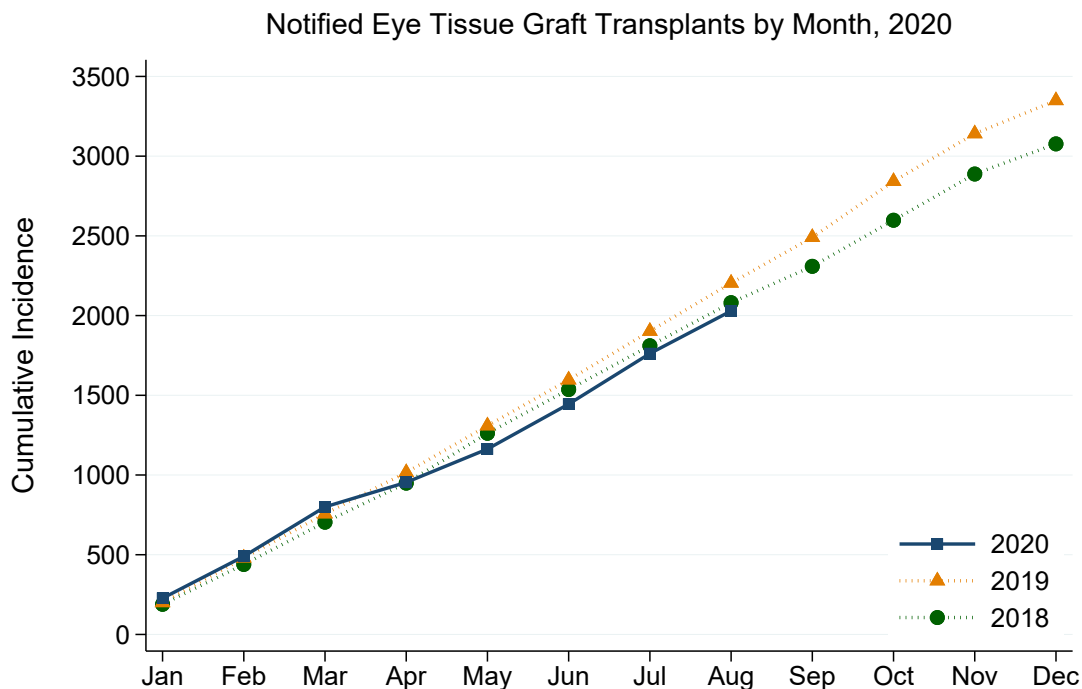


Figure 20: Notified Eye Tissue Graft Transplants by Month, 2020

Table 28: Notified Eye Tissue Graft Transplants by Jurisdiction of Retrieving Bank and Month, 2020

	Jan	Feb	Mar	Apr	May	Jun	Jul	Aug	Sep	Oct	Nov	Dec	Total
NSW	56	80	104	35	55	86	80	83					579
VIC	44	53	60	29	49	57	50	39					381
QLD	68	72	90	50	46	75	89	63					553
SA	17	13	19	10	12	22	33	20					146
WA	37	35	37	22	41	31	38	39					280
TAS	2	7	0	8	2	7	5	5					36
NT	0	0	0	0	0	0	17	14					31
ACT	3	3	0	0	4	4	5	4					23
AUSTRALIA	227	263	310	154	209	282	317	267					2029

Eye and Tissue Donation Registry

Table 29: Cornea Graft Transplants by Jurisdiction of Retrieving Bank and Month, 2020

	Jan	Feb	Mar	Apr	May	Jun	Jul	Aug	Sep	Oct	Nov	Dec	Total
NSW	41	58	76	19	41	64	58	58					415
VIC	30	41	35	14	33	41	29	19					242
QLD	53	60	75	40	34	60	86	63					471
SA	14	5	11	3	11	21	23	17					105
WA	26	24	29	11	29	19	27	25					190
TAS	1	4	0	3	1	4	3	4					20
NT	0	0	0	0	0	0	1	2					3
ACT	2	1	0	0	2	2	4	4					15
AUSTRALIA	167	193	226	90	151	211	231	192					1461

Table 30: Sclera Unit Graft Transplants by Jurisdiction of Retrieving Bank and Month, 2020

	Jan	Feb	Mar	Apr	May	Jun	Jul	Aug	Sep	Oct	Nov	Dec	Total
NSW	15	22	28	16	14	22	22	25					164
VIC	14	12	25	15	16	16	21	20					139
QLD	15	12	15	10	12	15	3	0					82
SA	3	8	8	7	1	1	10	3					41
WA	11	11	8	11	12	12	11	14					90
TAS	1	3	0	5	1	3	2	1					16
NT	0	0	0	0	0	0	16	12					28
ACT	1	2	0	0	2	2	1	0					8
AUSTRALIA	60	70	84	64	58	71	86	75					568

6 Notified Tissue Graft Recipients

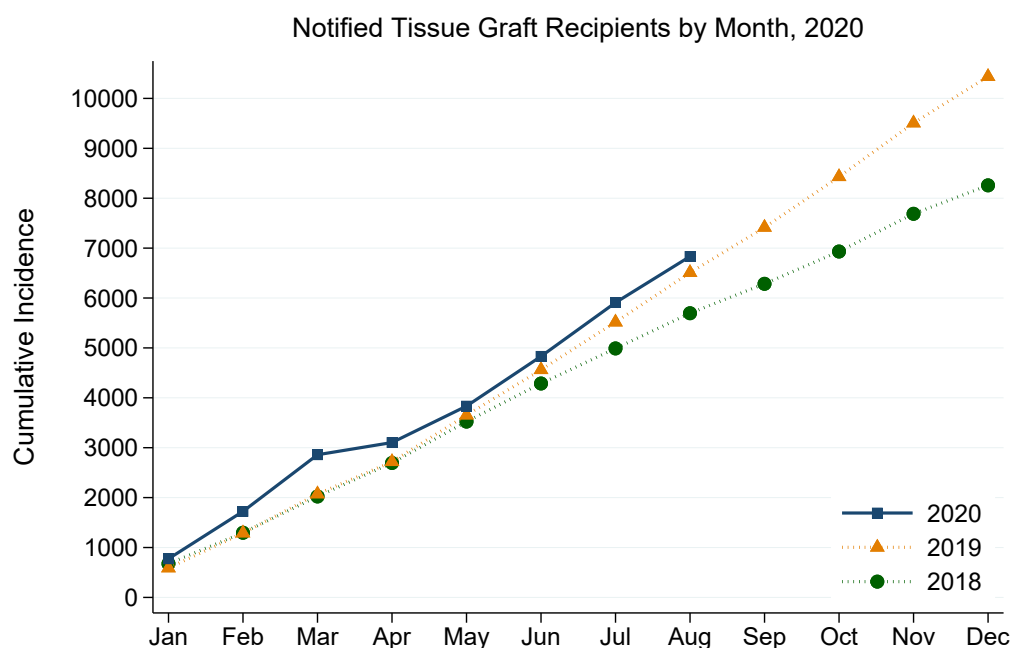


Figure 21: Notified Tissue Graft Recipients by Month, 2020

Table 31: Notified Tissue Graft Recipients by Jurisdiction of Retrieving Bank and Month, 2020

	Jan	Feb	Mar	Apr	May	Jun	Jul	Aug	Sep	Oct	Nov	Dec	Total
NSW	577	676	847	78	504	720	747	668					4817
VIC	63	56	50	26	60	85	89	56					485
QLD	93	161	161	110	112	122	139	118					1016
SA	5	1	5	4	4	6	14	5					44
WA	36	56	72	27	50	64	88	78					471
TAS	0	0	0	0	0	0	0	0					0
NT	0	0	0	0	0	0	0	0					0
ACT	0	0	0	0	0	0	0	0					0
AUSTRALIA	774	950	1135	245	730	997	1077	925					6833

Eye and Tissue Donation Registry

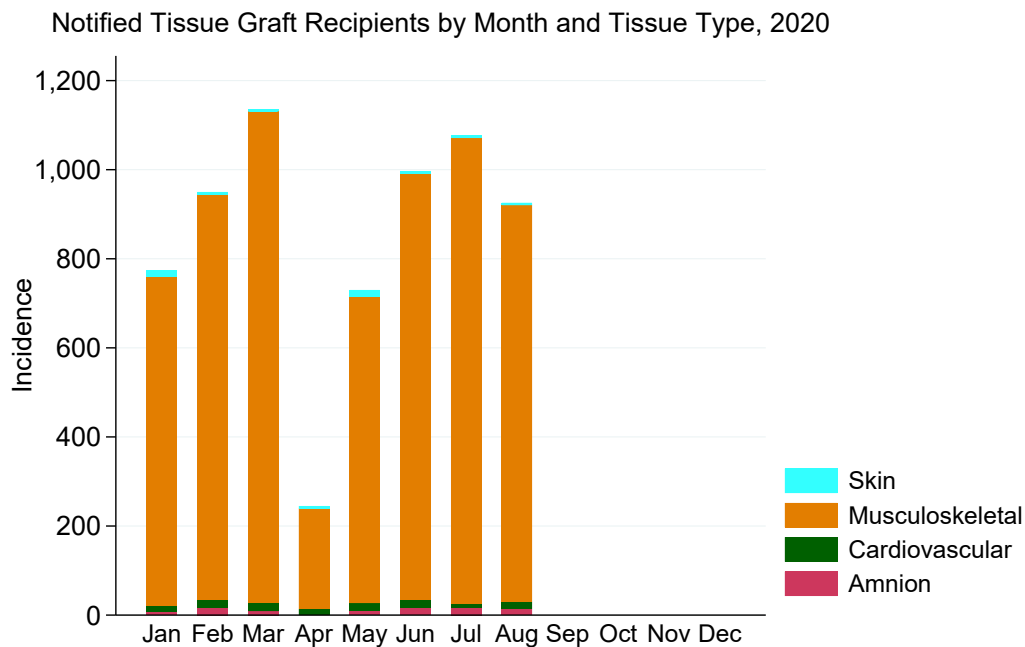


Figure 22: Notified Tissue Graft Recipients by Month and Tissue Type, 2020

Table 32: Notified Tissue Graft Recipients by Jurisdiction of Retrieving Bank and Tissue Type, 2020

	Amnion	Cardiovascular	Musculoskeletal	Skin
NSW	91	112	4605	9
VIC	0	13	458	14
QLD	0	0	980	36
SA	0	0	44	0
WA	0	0	471	0
ACT	0	0	0	0
AUSTRALIA	91	125	6558	59

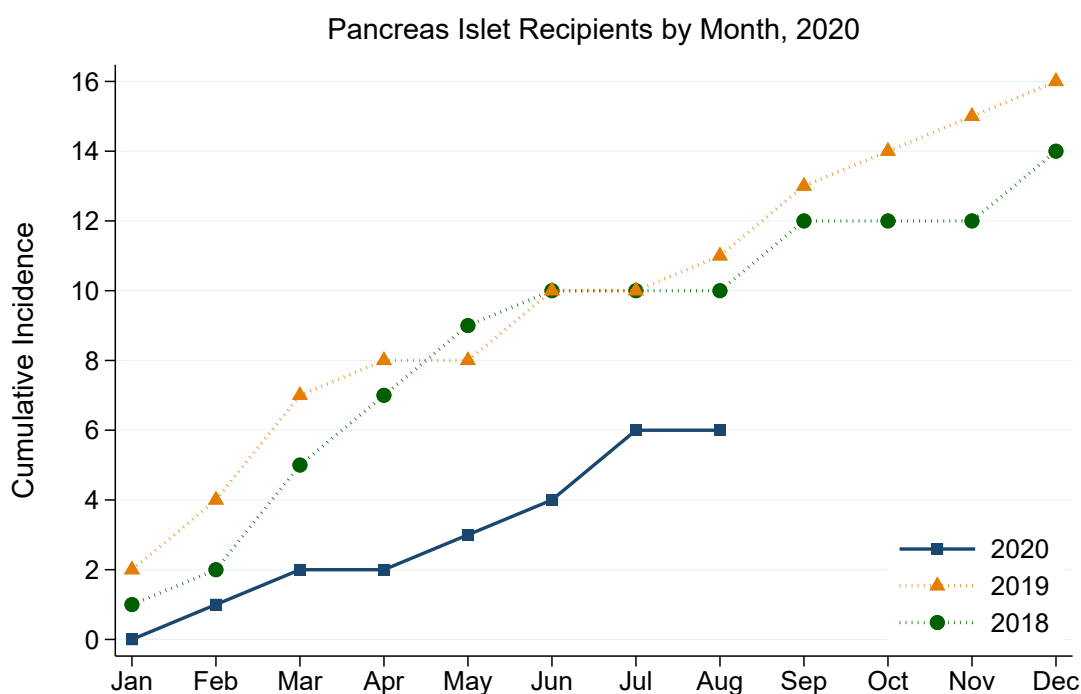


Figure 23: Pancreas Islet Recipients by Month, 2020

Table 33: Pancreas Islet Graft Recipients by Transplant Jurisdiction and Month, 2020

	Jan	Feb	Mar	Apr	May	Jun	Jul	Aug	Sep	Oct	Nov	Dec	Total
NSW	0	1	1	0	1	1	1	0					5
VIC	0	0	0	0	0	0	1	0					1
QLD	0	0	0	0	0	0	0	0					0
SA	0	0	0	0	0	0	0	0					0
WA	0	0	0	0	0	0	0	0					0
TAS	0	0	0	0	0	0	0	0					0
NT	0	0	0	0	0	0	0	0					0
ACT	0	0	0	0	0	0	0	0					0
AUSTRALIA	0	1	1	0	1	1	2	0					6

7 Glossary and Definitions

- 1 *Amnion (am)* – is the innemost layer of the embryonic membranes.
- 2 *Cardiovascular tissue (cv)* – includes, but not limited to, heart valves, pericardium and annexed vessels.
- 3 *Cornea* – The cornea is the transparent anterior tissue of the eyeball consisting of many layers.
- 4 *Deceased solid organ and tissue donation* – identifies a donation event where one or more solid organs and tissues are retrieved from a deceased donor. Data has been crosschecked with the solid organ and tissue sector to ensure the donor has met the deceased solid organ and tissue donation criteria.
- 5 *Deceased tissue donation* – identifies a donation event where one or more tissues are retrieved from a deceased donor and can comprise of musculoskeletal, cardiovascular, skin or eye tissue.
- 6 *Donation event*
 - A single retrieval event, within a calendar day, where a living donor can donate one or more musculoskeletal, cardiovascular, or amnion tissues.
 - Retrieval from deceased donors of solid organ, tissue and/or eyes that may occur on differing days but after the donor declaration of death date.
- 7 *Eye only donor* – A deceased donor where eye only retrieval has taken place. A donor is counted as an eye only donor if 2 whole eyes, 2 corneas only, one eye or one cornea only is retrieved. Outcomes of donated eye tissue are not limited to transplantation.
- 8 *Eye and solid organ (and tissue) donor* – A deceased donor where eye and solid organ retrieval has taken place. These donors may or may not have donated an additional tissue(s) e.g. musculoskeletal, cardiovascular or skin. Data has been crosschecked with the solid organ and tissue sector to confirm the donation event and donor classification.
- 9 *Eye and tissue only donor* – A deceased donor where eye and an additional tissue(s) e.g. musculoskeletal, cardiovascular or skin has taken place. Data has been crosschecked with the tissue sector to confirm the donation event and donor classification.
- 10 *Eye tissue donation* – Unless otherwise specified all donors undergo retrieval of both whole eyes or both corneas. This means the number of eye tissue donations can be calculated by doubling the amount of total eye donors.
- 11 *Eye tissue graft transplants* – Corneal or scleral tissue transplanted into an eye tissue recipient within the reporting time period.
- 12 *Eye tissue recipient* – Unless otherwise specified the number of eye tissue recipients is equal to the number of eye tissue graft transplants (consistent with EBAANZ).
- 13 *Living tissue donation* – identifies a donation event where one or more tissues are retrieved from a living donor. Living tissue can be amnion, cardiovascular, but is vastly comprised of donated femoral heads (bone) retrieved during hip replacement surgery. A living musculoskeletal donor can donate one femoral head during one donation event, two femoral heads during one donation event or one femoral head during two separate donation events.
- 14 *Musculoskeletal tissue (ms)* – includes, but not limited to, bone, cartilage and tendon retrieved from areas such as the pelvis, arm and leg.

Eye and Tissue Donation Registry

- 15 *Notified tissue graft implants* – Number of tissue grafts supplied and confirmed by the hospital to the distributing tissue bank to have been implanted. One tissue graft recipient may receive multiple graft implants.
- 16 *Notified tissue graft recipients* – The number of tissue graft recipients, confirmed by the hospital to the distributing bank, who receive one or more graft implants during a single tissue transplant event.
- 17 *Pancreas islet (pi)* – A multicellular structure within the pancreas that maintains normal blood glucose level within the body.
- 18 *Sclera unit* – A unit of the protective outer layer of the eyeball, used for transplantation during ocular surgery.
- 19 *Skin tissue (sk)* – includes, but not limited to, split thickness skin (epidermis and upper part of the dermis), of varying size.
- 20 *Tissue transplant event*
 - A single tissue transplant event occurs when a tissue graft recipient receives 1 or more tissue grafts on a single occasion. This will be counted as one tissue graft recipient, one tissue transplant event.
 - If a tissue graft recipient receives 1 or more tissue grafts during multiple tissue transplant events, this will be counted as one tissue graft recipient *for each tissue transplant event*.
- 21 *Unique donor* – A deceased or living donor who donates one or more tissue(s) during a single donation event.

8 Contributors

NSW:

- Australian Tissue Donation Network
- Hunter New England Bone Bank
- Lions NSW Eye Bank
- NSW Bone Bank
- Rachel Forster Bone Bank
- Sydney Heart Valve Bank

VIC:

- Barwon Health Bone Bank
- Donor Tissue Bank of Victoria
- Lions Eye Donation Service

QLD:

- QLD Eye Bank
- QLD Bone Bank
- QLD Heart Valve Bank

SA:

- Eye Bank of SA
- SA Tissue Bank

WA:

- Lions Eye Bank WA
- PlusLife (Perth Bone and Tissue Bank)

ACT:

- DonateLife ACT

Special acknowledgement to the BAA and the EBAANZ for their comments.