



Monthly Report on Deceased Organ Donation in Australia

February 2019

Produced 7 March 2019 8:19 AM
Data Received by ANZOD up to 6 March 2019

Contents

| | |
|---|-----------|
| Explanatory notes | 2 |
| Definitions | 2 |
| Notes | 2 |
| Method | 3 |
| References | 3 |
| Deceased Organ Donation | 4 |
| Total Actual Deceased Organ Donors | 6 |
| Multiorgan Deceased Donors | 6 |
| Intended Deceased Organ Donors | 6 |
| Transplant Recipients from Deceased Organ Donors | 7 |
| Total Transplant Recipients from Deceased Organ Donors | 9 |
| Mean Transplant Recipients Per Actual Deceased Organ Donor | 9 |
| Recipients of Multiple Organs | 9 |
| Organs Transplanted from Deceased Organ Donors | 10 |
| Total Organs Transplanted | 12 |
| Mean Organs Transplanted Per Actual Deceased Organ Donor | 12 |
| Organs Transplanted by Organ Type | 13 |
| Transplantation of Organs from Deceased Organ Donors | 16 |
| Total Transplantation Procedures | 16 |
| Mean Transplantation Procedures | 16 |
| Multiorgan Transplantation | 16 |
| Transplantation by Organ Type | 17 |
| Activity Summary: Donation Following Circulatory Death | 25 |
| Actual Organ Donors following Circulatory Death | 25 |
| Transplant Recipients from Donors following Circulatory Death | 25 |
| Organs Transplanted from Donors following Circulatory Death | 25 |
| Organs Transplanted by Organ Type from Donors following Circulatory Death | 26 |
| Transplantation of Organs from Donors following Circulatory Death | 28 |
| Transplantation by Organ Type from Donors following Circulatory Death | 28 |

Explanatory notes

Definitions

- 1 Actual Deceased Organ Donor – A person for whom the organ retrieval procedure commenced in the operating room (with surgical incision) for the purpose of transplantation. This includes donors who may have been deemed medically unsuitable during surgery or after the removal of organs.^{1,2,3,4}
- 2 Donation after Circulatory Death (DCD) – Donation, for the purpose of transplantation, occurs following death of a person resulting from the irreversible cessation of circulatory and respiratory function.⁴
- 3 Intended Deceased Organ Donor – A person for whom the donation workup was initiated as evidenced by both:
 - Formal written consent undertaken, including consent for donation of specific organs and/or tissues, and
 - Blood for tissue typing sent with allocation of a donor ID;but donation did not proceed.⁵
- 4 Multiorgan Donor – An actual deceased organ donor from whom at least two different types of organs have been retrieved for the purpose of transplantation.⁴
- 5 Recipient – An individual into whom allogeneic human cells, tissues or organs were transplanted.⁴
- 6 Recipient of Multiple Organs – A transplant recipient where two or more different types of organs have been utilised for transplantation in the same operative procedure. This excludes double adult kidney, en bloc kidney and double lung transplants. A single recipient can receive multiple organs in a single transplantation event.
- 7 Retrieval – The procedure of removing organs or tissues from donor.⁴
- 8 Transplantation – The transfer of organs and/or tissue from donor to recipient with the aim of restoring body function(s) of the recipient.⁴
- 9 Counts pertain to solid organs only (Kidney, Liver, Heart, Lung, Pancreas and Stomach Intestines). Pancreatic Islets are reported as “tissue”.

Notes

This report supersedes previous monthly reports and as data reported is subject to revision it may change in subsequent reporting.

All donation and transplantation data is presented by the state or territory of donation

Victorian activity includes those donors from Albury, NSW due to the proximity of Albury to DonateLife services in Victoria.

Method

To assist with transparency of reporting, the counting method is detailed below.

In Australia, data is collected via the Electronic Donor Record (EDR) and is then submitted to the online ANZOD Registry application via an XML for data validation and analysis.

Monthly data presents the number of Actual and Intended organ donors (as per definitions 1 and 3 on page 2) for a calendar month.

The count of transplant recipients identifies the number of individuals who fall under definition 5 (page 2) for the reporting period.

The count of organs transplanted identifies the number of individual organs, regardless of the type of transplant performed.^{6,7,8} Therefore, for reporting the number of organs transplanted, double lungs and double adult/en bloc kidneys have an organ count of two. A liver split into two segments and each transplanted into two recipients is counted as one organ transplanted.

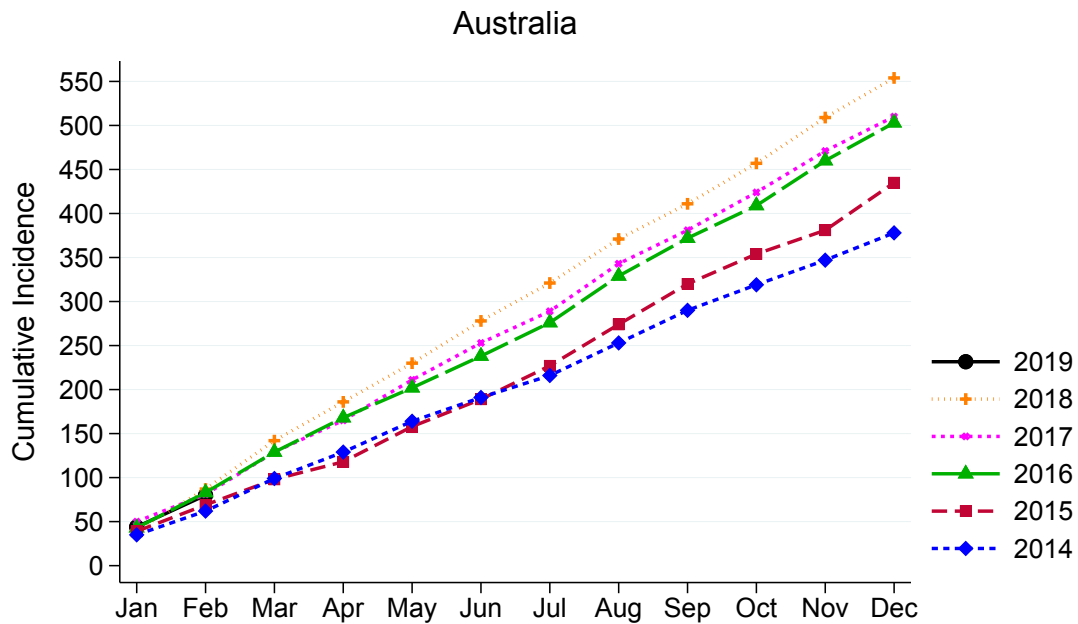
In comparison, reporting of transplantation of organs represents the number of transplant procedures where one or more organs are transplanted during a single event.^{9,10,11} For reporting of double lungs and double adult/en bloc kidneys the transplantation count is one.

References

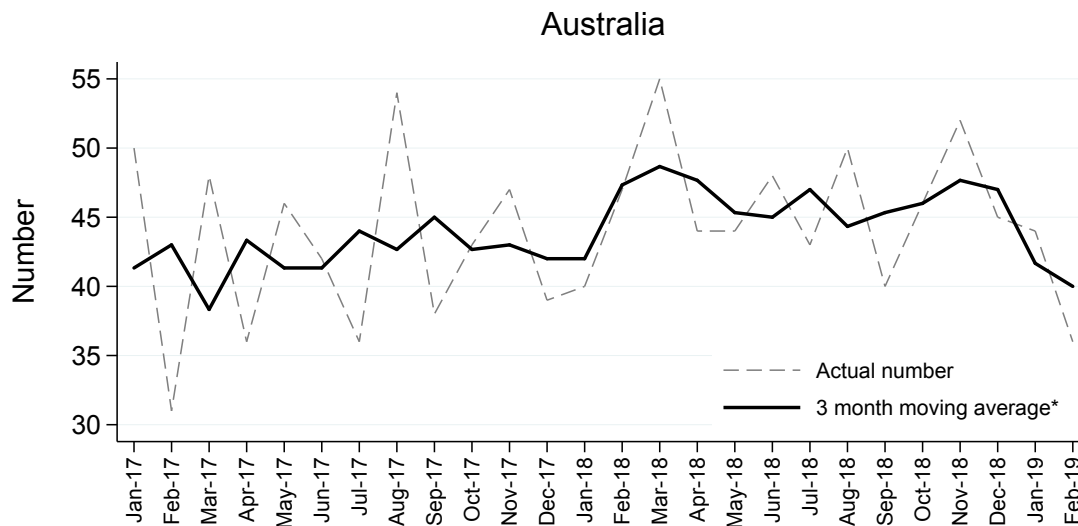
- 1 B.Dominguez-Hill et. al., The critical pathway for deceased donation: reportable uniformity in the approach to deceased donation (2011). *Transplant International*; 373-378.
- 2 ODEQUS Quality Criteria & Quality Indicators in Organ Donation (2013). Available at: http://www.odequs.eu/pdf/ODEQUS_Quality_Criteria-Indicators.pdf
- 3 Variation in Organ Donation Rates in Switzerland: Prospective Cohort Study of Potential Donors (SwissPOD) 2012. Available at: <https://www.swisstransplant.org/14/organ-donation-transplantation-allocation-coordination-wait-list-statistics.php?dl=1&datei=SwissPOD-StudyReport-English.pdf>
- 4 Organ Donation and Transplantation: Striving to Achieve Self-Sufficiency. Third Global WHO Consultation. Madrid (2010). Available at: http://www.transplant-observatory.org/SiteCollectionDocuments/glorepthirdwhoglobalconsultation_part2.pdf
- 5 Formal written letter, Yael Cass, Australian Organ and Tissue Authority, Intended donor definition, (2013).
- 6 B.Dominguez-Gil et. al. Current situation of donation after circulatory death in European Countries. *Transplant International* (2011) 676-686
- 7 Federal Regulations - Title 42: Public Health PART 486-CONDITIONS FOR COVERAGE OF SPECIALISED SERVICES FURNISHED BY SUPPLIERS Subpart G-Requirements for Certification and Designation and Conditions for Coverage: Organ Procurement Organizations
- 8 NHS Blood and Transplantation. Organ Donation and Transplantation Activity Report 2012/13
- 9 Newsletter Transplant of the Council of Europe Organ Transplantation Activity Definitions.
- 10 WHO International Counting Rules
- 11 International Registry in Organ Donation and Transplantation (IRODAT) Variable Definition (2013)

Deceased Organ Donation

Actual Deceased Organ Donors per Month



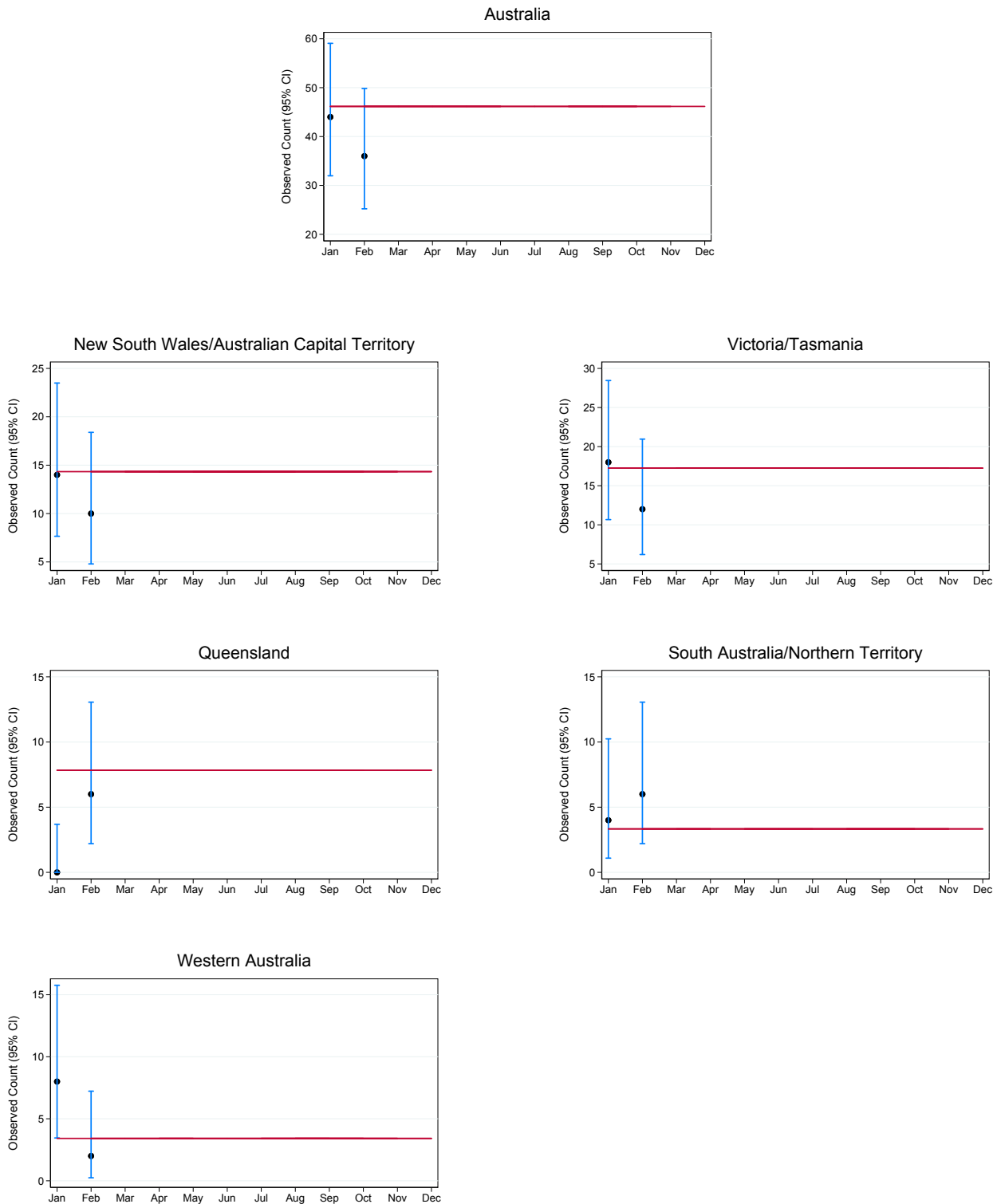
Actual Deceased Organ Donors per Month



*The average is calculated from the number of actual deceased donors in the current month, previous month and next month; except for the most recent month which is calculated from the previous and current months.

Actual Deceased Organ Donors per Month and 95% Confidence Intervals by Jurisdiction , 2019

The plots below illustrate month-to-month variability in donor numbers. 95% confidence intervals are exact Poisson intervals. Reference line is the 2018 monthly average. Note the different y-axis scales for each jurisdiction.



Australia and New Zealand Organ Donation Registry

Total Actual Deceased Organ Donors

Actual deceased organ donors according to definition 1 on page 2.

| | Jan | Feb | Mar | Apr | May | Jun | Jul | Aug | Sep | Oct | Nov | Dec | Total |
|------------------|-----------|-----------|-----|-----|-----|-----|-----|-----|-----|-----|-----|-----|-----------|
| NSW | 14 | 9 | | | | | | | | | | | 23 |
| VIC | 17 | 11 | | | | | | | | | | | 28 |
| QLD | 0 | 6 | | | | | | | | | | | 6 |
| SA | 4 | 5 | | | | | | | | | | | 9 |
| WA | 8 | 2 | | | | | | | | | | | 10 |
| TAS | 1 | 1 | | | | | | | | | | | 2 |
| NT | 0 | 1 | | | | | | | | | | | 1 |
| ACT | 0 | 1 | | | | | | | | | | | 1 |
| AUSTRALIA | 44 | 36 | | | | | | | | | | | 80 |

Multiorgan Deceased Donors

Multiorgan deceased donors according to definition 4 on page 2.

| | Jan | Feb | Mar | Apr | May | Jun | Jul | Aug | Sep | Oct | Nov | Dec | Total |
|------------------|-----------|-----------|----------|----------|----------|----------|----------|----------|----------|----------|----------|----------|-----------|
| NSW | 11 | 6 | | | | | | | | | | | 17 |
| VIC | 11 | 5 | | | | | | | | | | | 16 |
| QLD | 0 | 4 | | | | | | | | | | | 4 |
| SA | 1 | 3 | | | | | | | | | | | 4 |
| WA | 6 | 2 | | | | | | | | | | | 8 |
| TAS | 1 | 1 | | | | | | | | | | | 2 |
| NT | 0 | 0 | | | | | | | | | | | 0 |
| ACT | 0 | 1 | | | | | | | | | | | 1 |
| AUSTRALIA | 30 | 22 | 0 | 0 | 0 | 0 | 0 | 0 | 0 | 0 | 0 | 0 | 52 |

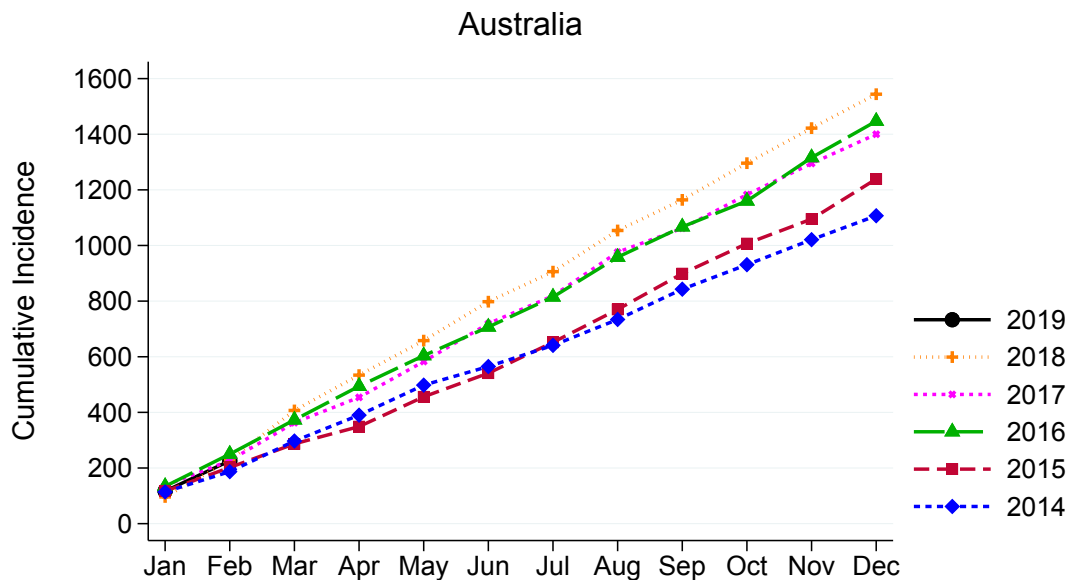
Intended Deceased Organ Donors

Intended deceased organ donors according to definition 3 on page 2.

| | Jan | Feb | Mar | Apr | May | Jun | Jul | Aug | Sep | Oct | Nov | Dec | Total |
|------------------|-----------|-----------|-----|-----|-----|-----|-----|-----|-----|-----|-----|-----|-----------|
| NSW | 3 | 0 | | | | | | | | | | | 3 |
| VIC | 6 | 8 | | | | | | | | | | | 14 |
| QLD | 2 | 3 | | | | | | | | | | | 5 |
| SA | 0 | 0 | | | | | | | | | | | 0 |
| WA | 3 | 1 | | | | | | | | | | | 4 |
| TAS | 1 | 0 | | | | | | | | | | | 1 |
| NT | 0 | 0 | | | | | | | | | | | 0 |
| ACT | 0 | 0 | | | | | | | | | | | 0 |
| AUSTRALIA | 15 | 12 | | | | | | | | | | | 27 |

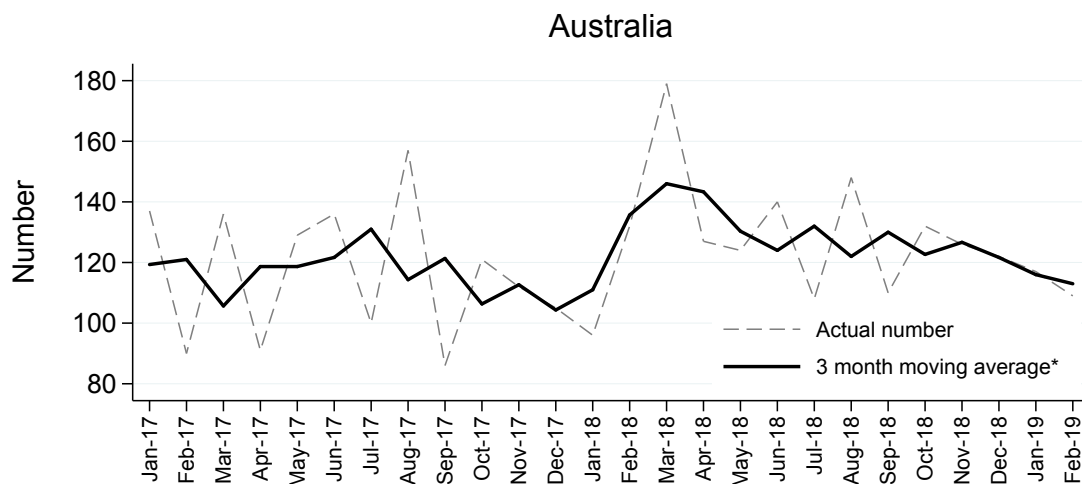
Transplant Recipients from Deceased Organ Donors

Transplant Recipients per Month from Deceased Organ Donors



Recipients transplanted with one or more organs are counted as one.

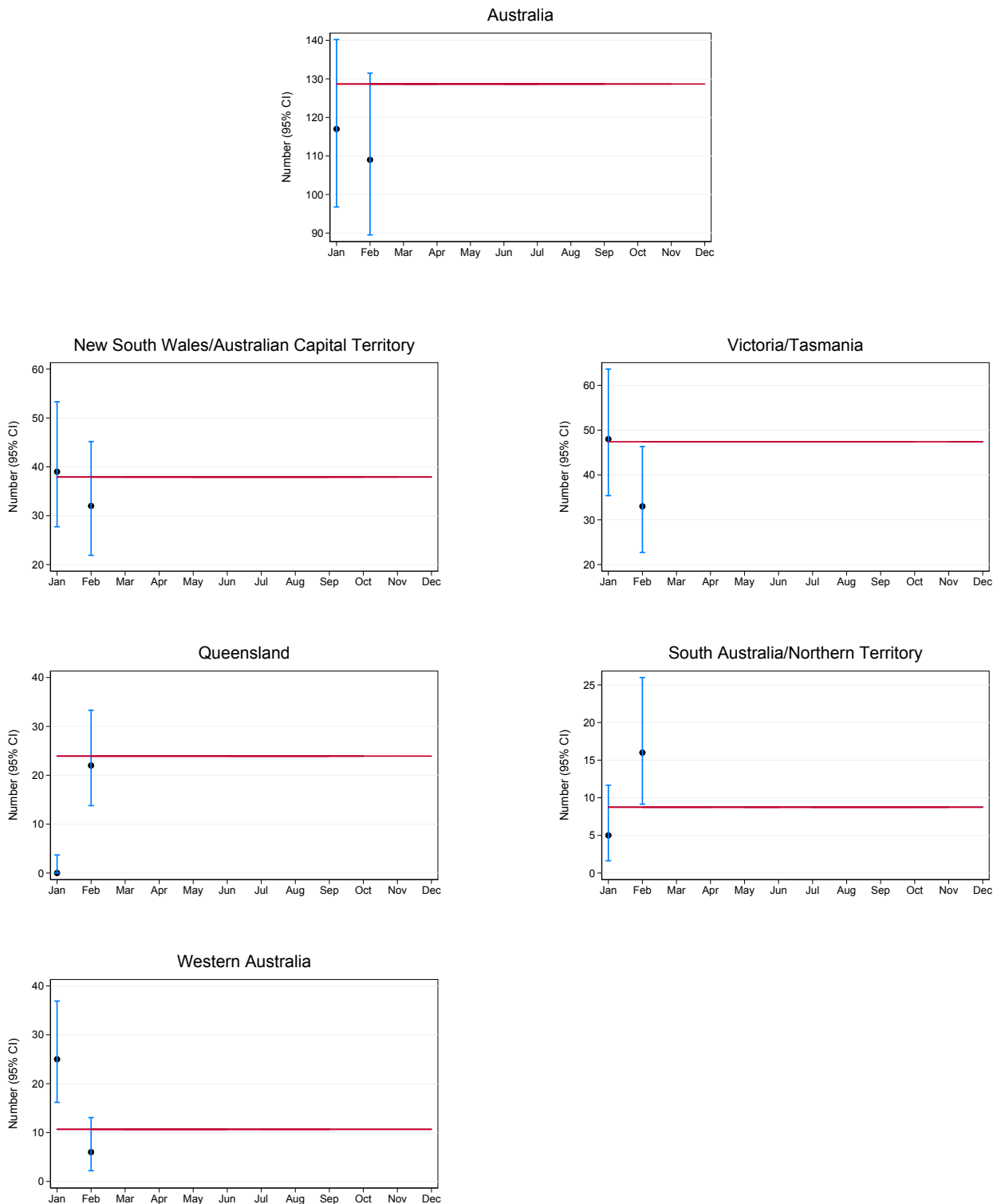
Transplant Recipients per Month from Deceased Organ Donors



*The average is calculated from the number of transplant recipients in the current month, previous month and next month; except for the most recent month which is calculated from the previous and current months.

Total Transplant Recipients from Deceased Organ Donors per Month and 95% Confidence Intervals by Jurisdiction , 2019

The plots below illustrate month-to-month variability in the number of transplant recipients. 95% confidence intervals are exact Poisson intervals. Reference line is the 2018 monthly average. Note the different y-axis scales for each jurisdiction. Jurisdiction of donation is not related to state/territory of transplantation.



Australia and New Zealand Organ Donation Registry

Total Transplant Recipients from Deceased Organ Donors

| | Jan | Feb | Mar | Apr | May | Jun | Jul | Aug | Sep | Oct | Nov | Dec | Total |
|------------------|------------|------------|-----|-----|-----|-----|-----|-----|-----|-----|-----|-----|------------|
| NSW | 39 | 28 | | | | | | | | | | | 67 |
| VIC | 44 | 28 | | | | | | | | | | | 72 |
| QLD | 0 | 22 | | | | | | | | | | | 22 |
| SA | 5 | 14 | | | | | | | | | | | 19 |
| WA | 25 | 6 | | | | | | | | | | | 31 |
| TAS | 4 | 5 | | | | | | | | | | | 9 |
| NT | 0 | 2 | | | | | | | | | | | 2 |
| ACT | 0 | 4 | | | | | | | | | | | 4 |
| AUSTRALIA | 117 | 109 | | | | | | | | | | | 226 |

Recipients transplanted with one or more organs are counted as one in the monthly totals.

Mean Transplant Recipients Per Actual Deceased Organ Donor

| | Jan | Feb | Mar | Apr | May | Jun | Jul | Aug | Sep | Oct | Nov | Dec | Total |
|------------------|------------|------------|-----|-----|-----|-----|-----|-----|-----|-----|-----|-----|------------|
| NSW | 2.8 | 3.1 | | | | | | | | | | | 2.9 |
| VIC | 2.6 | 2.5 | | | | | | | | | | | 2.6 |
| QLD | 0.0 | 3.7 | | | | | | | | | | | 3.7 |
| SA | 1.3 | 2.8 | | | | | | | | | | | 2.1 |
| WA | 3.1 | 3.0 | | | | | | | | | | | 3.1 |
| TAS | 4.0 | 5.0 | | | | | | | | | | | 4.5 |
| NT | 0.0 | 2.0 | | | | | | | | | | | 2.0 |
| ACT | 0.0 | 4.0 | | | | | | | | | | | 4.0 |
| AUSTRALIA | 2.7 | 3.0 | | | | | | | | | | | 2.8 |

Numerator = Total Recipients

Denominator = Total Actual Deceased Donors (definition 1 on page 2)

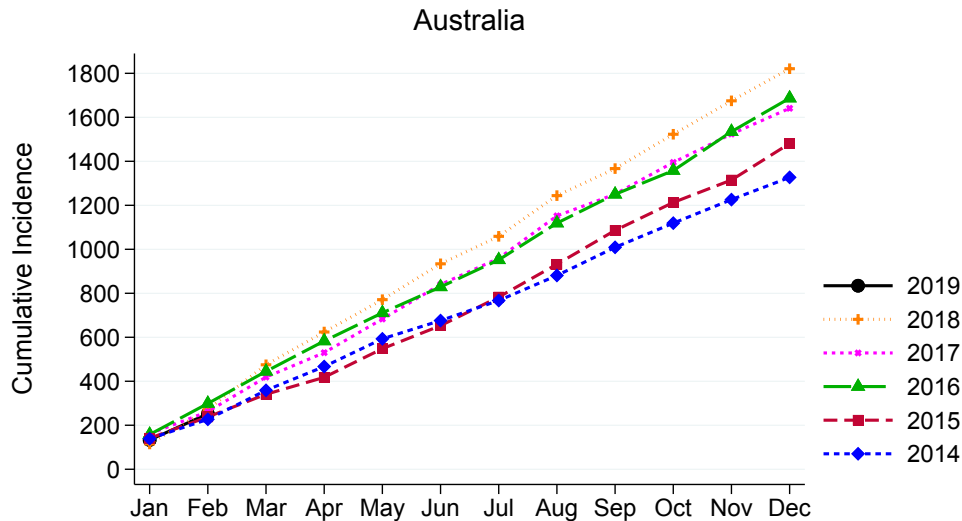
Recipients of Multiple Organs

Recipients of multiple organs according to definition 6 on page 2.

| | Jan | Feb | Mar | Apr | May | Jun | Jul | Aug | Sep | Oct | Nov | Dec | Total |
|------------------|----------|----------|-----|-----|-----|-----|-----|-----|-----|-----|-----|-----|-----------|
| NSW | 2 | 2 | | | | | | | | | | | 4 |
| VIC | 4 | 1 | | | | | | | | | | | 5 |
| QLD | 0 | 0 | | | | | | | | | | | 0 |
| SA | 0 | 0 | | | | | | | | | | | 0 |
| WA | 0 | 1 | | | | | | | | | | | 1 |
| TAS | 0 | 0 | | | | | | | | | | | 0 |
| NT | 0 | 0 | | | | | | | | | | | 0 |
| ACT | 0 | 0 | | | | | | | | | | | 0 |
| AUSTRALIA | 6 | 4 | | | | | | | | | | | 10 |

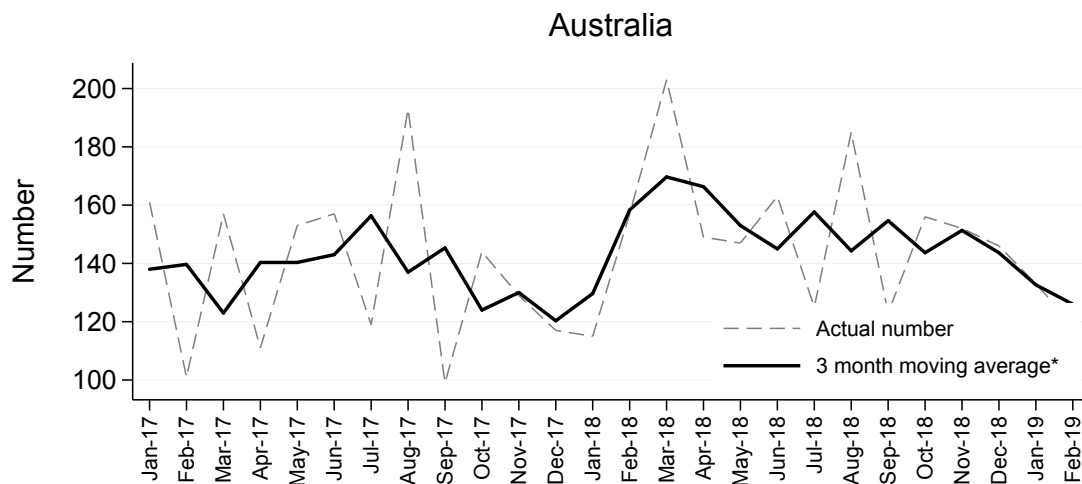
Organs Transplanted from Deceased Organ Donors

Organs Transplanted per Month from Deceased Organ Donors



Each organ is counted individually regardless of the type of transplantation performed.^{6,7,8}

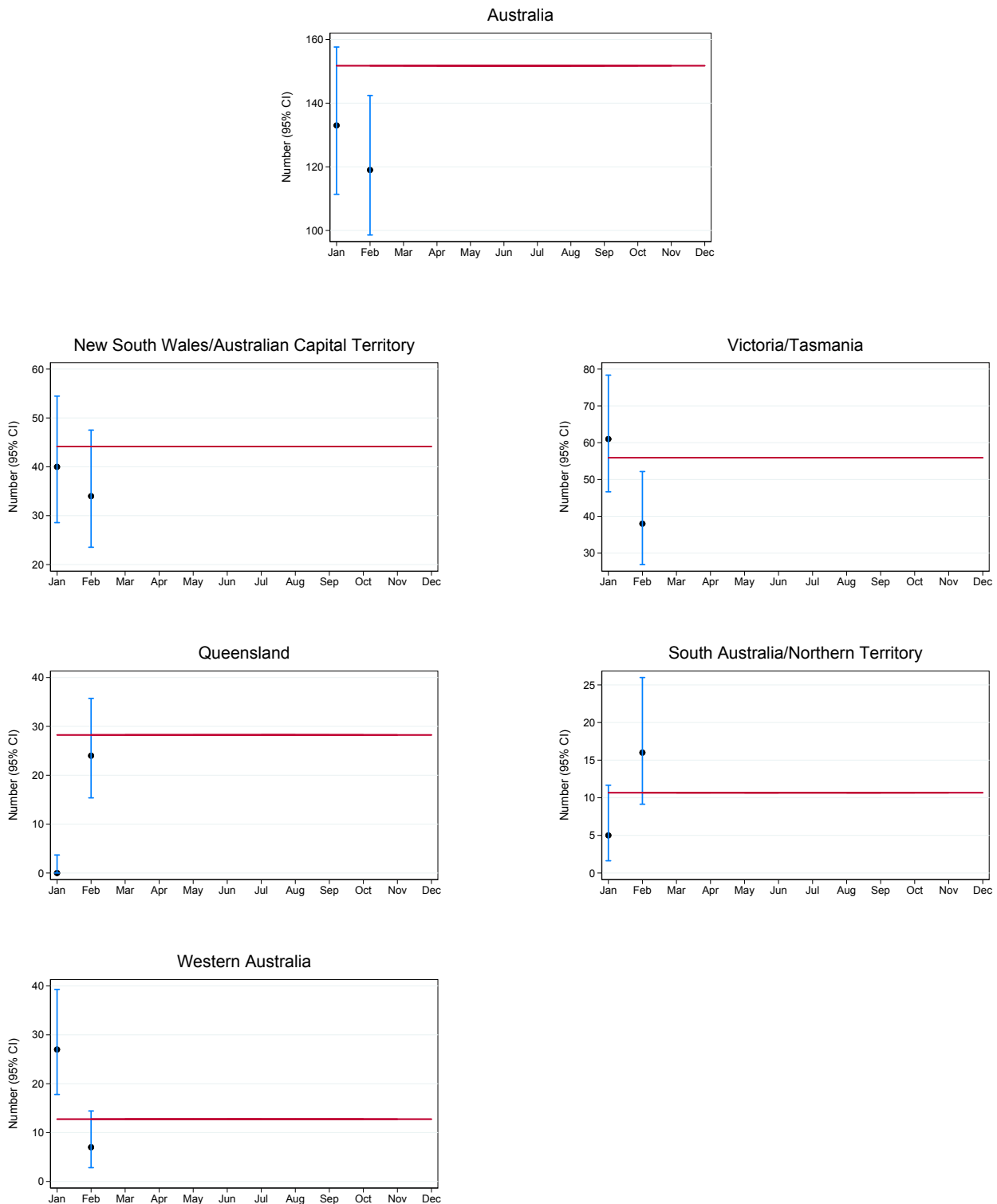
Organs Transplanted per Month from Deceased Organ Donors



*The average is calculated from the number of transplanted organs in the current month, previous month and next month; except for the most recent month which is calculated from the previous and current months.

Total Organs Transplanted per Month and 95% Confidence Intervals by Jurisdiction , 2019

The plots below illustrate month-to-month variability in the number of organs transplanted. 95% confidence intervals are exact Poisson intervals. Reference line is the 2018 monthly average. Note the different y-axis scales for each jurisdiction. Jurisdiction of donation is not related to state/territory of transplantation.



Australia and New Zealand Organ Donation Registry

Total Organs Transplanted

| | Jan | Feb | Mar | Apr | May | Jun | Jul | Aug | Sep | Oct | Nov | Dec | Total |
|------------------|------------|------------|-----|-----|-----|-----|-----|-----|-----|-----|-----|-----|------------|
| NSW | 40 | 29 | | | | | | | | | | | 69 |
| VIC | 57 | 32 | | | | | | | | | | | 89 |
| QLD | 0 | 24 | | | | | | | | | | | 24 |
| SA | 5 | 14 | | | | | | | | | | | 19 |
| WA | 27 | 7 | | | | | | | | | | | 34 |
| TAS | 4 | 6 | | | | | | | | | | | 10 |
| NT | 0 | 2 | | | | | | | | | | | 2 |
| ACT | 0 | 5 | | | | | | | | | | | 5 |
| AUSTRALIA | 133 | 119 | | | | | | | | | | | 252 |

Each organ is counted individually regardless of the type of transplant performed.^{6,7,8}

Mean Organs Transplanted Per Actual Deceased Organ Donor

| | Jan | Feb | Mar | Apr | May | Jun | Jul | Aug | Sep | Oct | Nov | Dec | Total |
|------------------|------------|------------|-----|-----|-----|-----|-----|-----|-----|-----|-----|-----|------------|
| NSW | 2.9 | 3.2 | | | | | | | | | | | 3.0 |
| VIC | 3.4 | 2.9 | | | | | | | | | | | 3.2 |
| QLD | 0.0 | 4.0 | | | | | | | | | | | 4.0 |
| SA | 1.3 | 2.8 | | | | | | | | | | | 2.1 |
| WA | 3.4 | 3.5 | | | | | | | | | | | 3.4 |
| TAS | 4.0 | 6.0 | | | | | | | | | | | 5.0 |
| NT | 0.0 | 2.0 | | | | | | | | | | | 2.0 |
| ACT | 0.0 | 5.0 | | | | | | | | | | | 5.0 |
| AUSTRALIA | 3.0 | 3.3 | | | | | | | | | | | 3.2 |

Numerator = Total Organs

Denominator = Total Actual Donors (definition 1 on page 2)

Organs Transplanted by Organ Type

The following monthly totals of organs represent the number of organs transplanted. Multiple transplants are counted under each of the organs. Tables showing the number of recipients of various combinations of multiple organ transplants are shown on page 16.

Kidney

| | Jan | Feb | Mar | Apr | May | Jun | Jul | Aug | Sep | Oct | Nov | Dec | Total |
|------------------|-----------|-----------|-----|-----|-----|-----|-----|-----|-----|-----|-----|-----|------------|
| NSW | 22 | 16 | | | | | | | | | | | 38 |
| VIC | 24 | 18 | | | | | | | | | | | 42 |
| QLD | 0 | 12 | | | | | | | | | | | 12 |
| SA | 4 | 8 | | | | | | | | | | | 12 |
| WA | 14 | 4 | | | | | | | | | | | 18 |
| TAS | 2 | 2 | | | | | | | | | | | 4 |
| NT | 0 | 2 | | | | | | | | | | | 2 |
| ACT | 0 | 2 | | | | | | | | | | | 2 |
| AUSTRALIA | 66 | 64 | | | | | | | | | | | 130 |

Single Kidney = 1 Organ Count

Double Kidney (Double adult/En bloc) = 2 Organ Counts

Liver

| | Jan | Feb | Mar | Apr | May | Jun | Jul | Aug | Sep | Oct | Nov | Dec | Total |
|------------------|-----------|-----------|-----|-----|-----|-----|-----|-----|-----|-----|-----|-----|-----------|
| NSW | 10 | 5 | | | | | | | | | | | 15 |
| VIC | 7 | 4 | | | | | | | | | | | 11 |
| QLD | 0 | 4 | | | | | | | | | | | 4 |
| SA | 1 | 3 | | | | | | | | | | | 4 |
| WA | 3 | 2 | | | | | | | | | | | 5 |
| TAS | 1 | 1 | | | | | | | | | | | 2 |
| NT | 0 | 0 | | | | | | | | | | | 0 |
| ACT | 0 | 1 | | | | | | | | | | | 1 |
| AUSTRALIA | 22 | 20 | | | | | | | | | | | 42 |

Whole Liver = 1 Organ Count, even if the liver is later split or reduced in size for transplantation.

Australia and New Zealand Organ Donation Registry

Heart

| | Jan | Feb | Mar | Apr | May | Jun | Jul | Aug | Sep | Oct | Nov | Dec | Total |
|------------------|-----------|----------|-----|-----|-----|-----|-----|-----|-----|-----|-----|-----|-----------|
| NSW | 4 | 4 | | | | | | | | | | | 8 |
| VIC | 4 | 1 | | | | | | | | | | | 5 |
| QLD | 0 | 2 | | | | | | | | | | | 2 |
| SA | 0 | 1 | | | | | | | | | | | 1 |
| WA | 2 | 0 | | | | | | | | | | | 2 |
| TAS | 1 | 1 | | | | | | | | | | | 2 |
| NT | 0 | 0 | | | | | | | | | | | 0 |
| ACT | 0 | 0 | | | | | | | | | | | 0 |
| AUSTRALIA | 11 | 9 | | | | | | | | | | | 20 |

Heart = 1 Organ Count, Heart + Other Organ = 1 Heart Count

Lung

| | Jan | Feb | Mar | Apr | May | Jun | Jul | Aug | Sep | Oct | Nov | Dec | Total |
|------------------|-----------|-----------|-----|-----|-----|-----|-----|-----|-----|-----|-----|-----|-----------|
| NSW | 2 | 3 | | | | | | | | | | | 5 |
| VIC | 19 | 8 | | | | | | | | | | | 27 |
| QLD | 0 | 6 | | | | | | | | | | | 6 |
| SA | 0 | 2 | | | | | | | | | | | 2 |
| WA | 8 | 0 | | | | | | | | | | | 8 |
| TAS | 0 | 2 | | | | | | | | | | | 2 |
| NT | 0 | 0 | | | | | | | | | | | 0 |
| ACT | 0 | 2 | | | | | | | | | | | 2 |
| AUSTRALIA | 29 | 23 | | | | | | | | | | | 52 |

Single Lung = 1 Organ Count, Double Lung = 2 Organ Counts

Pancreas

| | Jan | Feb | Mar | Apr | May | Jun | Jul | Aug | Sep | Oct | Nov | Dec | Total |
|------------------|----------|----------|-----|-----|-----|-----|-----|-----|-----|-----|-----|-----|----------|
| NSW | 2 | 1 | | | | | | | | | | | 3 |
| VIC | 3 | 1 | | | | | | | | | | | 4 |
| QLD | 0 | 0 | | | | | | | | | | | 0 |
| SA | 0 | 0 | | | | | | | | | | | 0 |
| WA | 0 | 1 | | | | | | | | | | | 1 |
| TAS | 0 | 0 | | | | | | | | | | | 0 |
| NT | 0 | 0 | | | | | | | | | | | 0 |
| ACT | 0 | 0 | | | | | | | | | | | 0 |
| AUSTRALIA | 5 | 3 | | | | | | | | | | | 8 |

Whole Pancreas = 1 Organ Count

Pancreas used for pancreas islets transplantation is excluded from this count.

Stomach Intestine

| | Jan | Feb | Mar | Apr | May | Jun | Jul | Aug | Sep | Oct | Nov | Dec | Total |
|------------------|----------|----------|-----|-----|-----|-----|-----|-----|-----|-----|-----|-----|----------|
| NSW | 0 | 0 | | | | | | | | | | | 0 |
| VIC | 0 | 0 | | | | | | | | | | | 0 |
| QLD | 0 | 0 | | | | | | | | | | | 0 |
| SA | 0 | 0 | | | | | | | | | | | 0 |
| WA | 0 | 0 | | | | | | | | | | | 0 |
| TAS | 0 | 0 | | | | | | | | | | | 0 |
| NT | 0 | 0 | | | | | | | | | | | 0 |
| ACT | 0 | 0 | | | | | | | | | | | 0 |
| AUSTRALIA | 0 | 0 | | | | | | | | | | | 0 |

Stomach Intestine = 1 Organ Count

Stomach Intestine + Other Organ = 1 Organ Count

Transplantation of Organs from Deceased Organ Donors

Total Transplantation Procedures

| | Jan | Feb | Mar | Apr | May | Jun | Jul | Aug | Sep | Oct | Nov | Dec | Total |
|------------------|------------|------------|-----|-----|-----|-----|-----|-----|-----|-----|-----|-----|------------|
| NSW | 41 | 30 | | | | | | | | | | | 71 |
| VIC | 48 | 29 | | | | | | | | | | | 77 |
| QLD | 0 | 22 | | | | | | | | | | | 22 |
| SA | 5 | 14 | | | | | | | | | | | 19 |
| WA | 25 | 7 | | | | | | | | | | | 32 |
| TAS | 4 | 5 | | | | | | | | | | | 9 |
| NT | 0 | 2 | | | | | | | | | | | 2 |
| ACT | 0 | 4 | | | | | | | | | | | 4 |
| AUSTRALIA | 123 | 113 | | | | | | | | | | | 236 |

Mean Transplantation Procedures

| | Jan | Feb | Mar | Apr | May | Jun | Jul | Aug | Sep | Oct | Nov | Dec | Total |
|------------------|------------|------------|-----|-----|-----|-----|-----|-----|-----|-----|-----|-----|------------|
| NSW | 2.9 | 3.3 | | | | | | | | | | | 3.1 |
| VIC | 2.8 | 2.6 | | | | | | | | | | | 2.8 |
| QLD | 0.0 | 3.7 | | | | | | | | | | | 3.7 |
| SA | 1.3 | 2.8 | | | | | | | | | | | 2.1 |
| WA | 3.1 | 3.5 | | | | | | | | | | | 3.2 |
| TAS | 4.0 | 5.0 | | | | | | | | | | | 4.5 |
| NT | 0.0 | 2.0 | | | | | | | | | | | 2.0 |
| ACT | 0.0 | 4.0 | | | | | | | | | | | 4.0 |
| AUSTRALIA | 2.8 | 3.1 | | | | | | | | | | | 3.0 |

Numerator = Total Procedures

Denominator = Total Actual Donors (definition 1 on page 2)

Multiorgan Transplantation

| | Jan | Feb | Mar | Apr | May | Jun | Jul | Aug | Sep | Oct | Nov | Dec | Total |
|-----------------|----------|----------|-----|-----|-----|-----|-----|-----|-----|-----|-----|-----|-----------|
| KIDNEY+LIVER | 1 | 1 | | | | | | | | | | | 2 |
| KIDNEY+PANCREAS | 5 | 3 | | | | | | | | | | | 8 |
| TOTAL | 6 | 4 | | | | | | | | | | | 10 |

Transplantation by Organ Type

The following monthly totals represent the number of transplant procedures by organ type. Multiple organ transplantation is counted under each transplant type. (Refer to Method section on page 3).

Total Kidney Transplants

| | Jan | Feb | Mar | Apr | May | Jun | Jul | Aug | Sep | Oct | Nov | Dec | Total |
|------------------|-----------|-----------|-----|-----|-----|-----|-----|-----|-----|-----|-----|-----|------------|
| NSW | 22 | 16 | | | | | | | | | | | 38 |
| VIC | 24 | 18 | | | | | | | | | | | 42 |
| QLD | 0 | 12 | | | | | | | | | | | 12 |
| SA | 4 | 8 | | | | | | | | | | | 12 |
| WA | 14 | 4 | | | | | | | | | | | 18 |
| TAS | 2 | 2 | | | | | | | | | | | 4 |
| NT | 0 | 2 | | | | | | | | | | | 2 |
| ACT | 0 | 2 | | | | | | | | | | | 2 |
| AUSTRALIA | 66 | 64 | | | | | | | | | | | 130 |

Single Kidney (=1), Double adult/En bloc (=1) and
Kidney + any Other Organ (=1)

Kidney (Single) Transplants

| | Jan | Feb | Mar | Apr | May | Jun | Jul | Aug | Sep | Oct | Nov | Dec | Total |
|------------------|-----------|-----------|-----|-----|-----|-----|-----|-----|-----|-----|-----|-----|------------|
| NSW | 20 | 14 | | | | | | | | | | | 34 |
| VIC | 20 | 17 | | | | | | | | | | | 37 |
| QLD | 0 | 12 | | | | | | | | | | | 12 |
| SA | 4 | 8 | | | | | | | | | | | 12 |
| WA | 14 | 3 | | | | | | | | | | | 17 |
| TAS | 2 | 2 | | | | | | | | | | | 4 |
| NT | 0 | 2 | | | | | | | | | | | 2 |
| ACT | 0 | 2 | | | | | | | | | | | 2 |
| AUSTRALIA | 60 | 60 | | | | | | | | | | | 120 |

Kidney (Double Adult/En bloc) Transplants

| | Jan | Feb | Mar | Apr | May | Jun | Jul | Aug | Sep | Oct | Nov | Dec | Total |
|------------------|----------|----------|-----|-----|-----|-----|-----|-----|-----|-----|-----|-----|----------|
| NSW | 0 | 0 | | | | | | | | | | | 0 |
| VIC | 0 | 0 | | | | | | | | | | | 0 |
| QLD | 0 | 0 | | | | | | | | | | | 0 |
| SA | 0 | 0 | | | | | | | | | | | 0 |
| WA | 0 | 0 | | | | | | | | | | | 0 |
| TAS | 0 | 0 | | | | | | | | | | | 0 |
| NT | 0 | 0 | | | | | | | | | | | 0 |
| ACT | 0 | 0 | | | | | | | | | | | 0 |
| AUSTRALIA | 0 | 0 | | | | | | | | | | | 0 |

Australia and New Zealand Organ Donation Registry

Kidney (+ any Other Organ) Transplants

Counts of multiorgan transplants utilising at least one kidney are excluded from the above counts.

| | Jan | Feb | Mar | Apr | May | Jun | Jul | Aug | Sep | Oct | Nov | Dec | Total |
|-----------------|----------|----------|-----|-----|-----|-----|-----|-----|-----|-----|-----|-----|-----------|
| KIDNEY+LIVER | 1 | 1 | | | | | | | | | | | 2 |
| KIDNEY+PANCREAS | 5 | 3 | | | | | | | | | | | 8 |
| TOTAL | 6 | 4 | | | | | | | | | | | 10 |

Australia and New Zealand Organ Donation Registry

Total Liver Transplants

| | Jan | Feb | Mar | Apr | May | Jun | Jul | Aug | Sep | Oct | Nov | Dec | Total |
|------------------|-----------|-----------|-----|-----|-----|-----|-----|-----|-----|-----|-----|-----|-----------|
| NSW | 12 | 6 | | | | | | | | | | | 18 |
| VIC | 7 | 4 | | | | | | | | | | | 11 |
| QLD | 0 | 4 | | | | | | | | | | | 4 |
| SA | 1 | 3 | | | | | | | | | | | 4 |
| WA | 3 | 2 | | | | | | | | | | | 5 |
| TAS | 1 | 1 | | | | | | | | | | | 2 |
| NT | 0 | 0 | | | | | | | | | | | 0 |
| ACT | 0 | 1 | | | | | | | | | | | 1 |
| AUSTRALIA | 24 | 21 | | | | | | | | | | | 45 |

Whole Liver (=1), Split Left (=1), Split Right (=1)
 Reduced Size (=1) and Liver + any Other Organ (=1)

Liver (Whole) Transplants

| | Jan | Feb | Mar | Apr | May | Jun | Jul | Aug | Sep | Oct | Nov | Dec | Total |
|------------------|-----------|-----------|-----|-----|-----|-----|-----|-----|-----|-----|-----|-----|-----------|
| NSW | 8 | 4 | | | | | | | | | | | 12 |
| VIC | 6 | 4 | | | | | | | | | | | 10 |
| QLD | 0 | 4 | | | | | | | | | | | 4 |
| SA | 1 | 3 | | | | | | | | | | | 4 |
| WA | 3 | 2 | | | | | | | | | | | 5 |
| TAS | 1 | 1 | | | | | | | | | | | 2 |
| NT | 0 | 0 | | | | | | | | | | | 0 |
| ACT | 0 | 1 | | | | | | | | | | | 1 |
| AUSTRALIA | 19 | 19 | | | | | | | | | | | 38 |

Liver (Split) Transplants

| | Jan | Feb | Mar | Apr | May | Jun | Jul | Aug | Sep | Oct | Nov | Dec | Total |
|------------------|----------|----------|-----|-----|-----|-----|-----|-----|-----|-----|-----|-----|----------|
| NSW | 4 | 1 | | | | | | | | | | | 5 |
| VIC | 0 | 0 | | | | | | | | | | | 0 |
| QLD | 0 | 0 | | | | | | | | | | | 0 |
| SA | 0 | 0 | | | | | | | | | | | 0 |
| WA | 0 | 0 | | | | | | | | | | | 0 |
| TAS | 0 | 0 | | | | | | | | | | | 0 |
| NT | 0 | 0 | | | | | | | | | | | 0 |
| ACT | 0 | 0 | | | | | | | | | | | 0 |
| AUSTRALIA | 4 | 1 | | | | | | | | | | | 5 |

Australia and New Zealand Organ Donation Registry

Liver (Reduced Size) Transplants

| | Jan | Feb | Mar | Apr | May | Jun | Jul | Aug | Sep | Oct | Nov | Dec | Total |
|------------------|----------|----------|-----|-----|-----|-----|-----|-----|-----|-----|-----|-----|----------|
| NSW | 0 | 0 | | | | | | | | | | | 0 |
| VIC | 0 | 0 | | | | | | | | | | | 0 |
| QLD | 0 | 0 | | | | | | | | | | | 0 |
| SA | 0 | 0 | | | | | | | | | | | 0 |
| WA | 0 | 0 | | | | | | | | | | | 0 |
| TAS | 0 | 0 | | | | | | | | | | | 0 |
| NT | 0 | 0 | | | | | | | | | | | 0 |
| ACT | 0 | 0 | | | | | | | | | | | 0 |
| AUSTRALIA | 0 | 0 | | | | | | | | | | | 0 |

Liver (+ any Other Organ) Transplants

Counts of multiorgan transplants utilising a liver are excluded from the above counts.

| | Jan | Feb | Mar | Apr | May | Jun | Jul | Aug | Sep | Oct | Nov | Dec | Total |
|--------------|----------|----------|-----|-----|-----|-----|-----|-----|-----|-----|-----|-----|----------|
| LIVER+KIDNEY | 1 | 1 | | | | | | | | | | | 2 |
| TOTAL | 1 | 1 | | | | | | | | | | | 2 |

Total Heart Transplants

| | Jan | Feb | Mar | Apr | May | Jun | Jul | Aug | Sep | Oct | Nov | Dec | Total |
|------------------|-----------|----------|-----|-----|-----|-----|-----|-----|-----|-----|-----|-----|-----------|
| NSW | 4 | 4 | | | | | | | | | | | 8 |
| VIC | 4 | 1 | | | | | | | | | | | 5 |
| QLD | 0 | 2 | | | | | | | | | | | 2 |
| SA | 0 | 1 | | | | | | | | | | | 1 |
| WA | 2 | 0 | | | | | | | | | | | 2 |
| TAS | 1 | 1 | | | | | | | | | | | 2 |
| NT | 0 | 0 | | | | | | | | | | | 0 |
| ACT | 0 | 0 | | | | | | | | | | | 0 |
| AUSTRALIA | 11 | 9 | | | | | | | | | | | 20 |

Heart only (=1) and Heart + any Other Organ (=1)

Heart (Only) Transplants

| | Jan | Feb | Mar | Apr | May | Jun | Jul | Aug | Sep | Oct | Nov | Dec | Total |
|------------------|-----------|----------|-----|-----|-----|-----|-----|-----|-----|-----|-----|-----|-----------|
| NSW | 4 | 4 | | | | | | | | | | | 8 |
| VIC | 4 | 1 | | | | | | | | | | | 5 |
| QLD | 0 | 2 | | | | | | | | | | | 2 |
| SA | 0 | 1 | | | | | | | | | | | 1 |
| WA | 2 | 0 | | | | | | | | | | | 2 |
| TAS | 1 | 1 | | | | | | | | | | | 2 |
| NT | 0 | 0 | | | | | | | | | | | 0 |
| ACT | 0 | 0 | | | | | | | | | | | 0 |
| AUSTRALIA | 11 | 9 | | | | | | | | | | | 20 |

Total Lung Transplants

| | Jan | Feb | Mar | Apr | May | Jun | Jul | Aug | Sep | Oct | Nov | Dec | Total |
|------------------|-----------|-----------|-----|-----|-----|-----|-----|-----|-----|-----|-----|-----|-----------|
| NSW | 1 | 3 | | | | | | | | | | | 4 |
| VIC | 10 | 5 | | | | | | | | | | | 15 |
| QLD | 0 | 4 | | | | | | | | | | | 4 |
| SA | 0 | 2 | | | | | | | | | | | 2 |
| WA | 6 | 0 | | | | | | | | | | | 6 |
| TAS | 0 | 1 | | | | | | | | | | | 1 |
| NT | 0 | 0 | | | | | | | | | | | 0 |
| ACT | 0 | 1 | | | | | | | | | | | 1 |
| AUSTRALIA | 17 | 16 | | | | | | | | | | | 33 |

Single Lung (=1), Double Lung (=1), Single Lung + any Other Organ (=1),
Double Lung + any Other Organ (=1)

Lung (Double) Transplants

| | Jan | Feb | Mar | Apr | May | Jun | Jul | Aug | Sep | Oct | Nov | Dec | Total |
|------------------|-----------|----------|-----|-----|-----|-----|-----|-----|-----|-----|-----|-----|-----------|
| NSW | 1 | 0 | | | | | | | | | | | 1 |
| VIC | 9 | 3 | | | | | | | | | | | 12 |
| QLD | 0 | 2 | | | | | | | | | | | 2 |
| SA | 0 | 0 | | | | | | | | | | | 0 |
| WA | 2 | 0 | | | | | | | | | | | 2 |
| TAS | 0 | 1 | | | | | | | | | | | 1 |
| NT | 0 | 0 | | | | | | | | | | | 0 |
| ACT | 0 | 1 | | | | | | | | | | | 1 |
| AUSTRALIA | 12 | 7 | | | | | | | | | | | 19 |

Lung (Single) Transplants

| | Jan | Feb | Mar | Apr | May | Jun | Jul | Aug | Sep | Oct | Nov | Dec | Total |
|------------------|----------|----------|-----|-----|-----|-----|-----|-----|-----|-----|-----|-----|-----------|
| NSW | 0 | 3 | | | | | | | | | | | 3 |
| VIC | 1 | 2 | | | | | | | | | | | 3 |
| QLD | 0 | 2 | | | | | | | | | | | 2 |
| SA | 0 | 2 | | | | | | | | | | | 2 |
| WA | 4 | 0 | | | | | | | | | | | 4 |
| TAS | 0 | 0 | | | | | | | | | | | 0 |
| NT | 0 | 0 | | | | | | | | | | | 0 |
| ACT | 0 | 0 | | | | | | | | | | | 0 |
| AUSTRALIA | 5 | 9 | | | | | | | | | | | 14 |

Total Pancreas Transplants

| | Jan | Feb | Mar | Apr | May | Jun | Jul | Aug | Sep | Oct | Nov | Dec | Total |
|------------------|----------|----------|-----|-----|-----|-----|-----|-----|-----|-----|-----|-----|----------|
| NSW | 2 | 1 | | | | | | | | | | | 3 |
| VIC | 3 | 1 | | | | | | | | | | | 4 |
| QLD | 0 | 0 | | | | | | | | | | | 0 |
| SA | 0 | 0 | | | | | | | | | | | 0 |
| WA | 0 | 1 | | | | | | | | | | | 1 |
| TAS | 0 | 0 | | | | | | | | | | | 0 |
| NT | 0 | 0 | | | | | | | | | | | 0 |
| ACT | 0 | 0 | | | | | | | | | | | 0 |
| AUSTRALIA | 5 | 3 | | | | | | | | | | | 8 |

Whole Pancreas (=1) and Pancreas + any Other Organ (=1)

Pancreas (Whole) Transplants

| | Jan | Feb | Mar | Apr | May | Jun | Jul | Aug | Sep | Oct | Nov | Dec | Total |
|------------------|----------|----------|-----|-----|-----|-----|-----|-----|-----|-----|-----|-----|----------|
| NSW | 0 | 0 | | | | | | | | | | | 0 |
| VIC | 0 | 0 | | | | | | | | | | | 0 |
| QLD | 0 | 0 | | | | | | | | | | | 0 |
| SA | 0 | 0 | | | | | | | | | | | 0 |
| WA | 0 | 0 | | | | | | | | | | | 0 |
| TAS | 0 | 0 | | | | | | | | | | | 0 |
| NT | 0 | 0 | | | | | | | | | | | 0 |
| ACT | 0 | 0 | | | | | | | | | | | 0 |
| AUSTRALIA | 0 | 0 | | | | | | | | | | | 0 |

Pancreas (+ any Other Organ) Transplants

Counts of multiorgan transplants utilising a pancreas are excluded from the above counts.

| | Jan | Feb | Mar | Apr | May | Jun | Jul | Aug | Sep | Oct | Nov | Dec | Total |
|-----------------|----------|----------|-----|-----|-----|-----|-----|-----|-----|-----|-----|-----|----------|
| PANCREAS+KIDNEY | 5 | 3 | | | | | | | | | | | 8 |
| TOTAL | 5 | 3 | | | | | | | | | | | 8 |

Total Stomach Intestine Transplant Recipients

| | Jan | Feb | Mar | Apr | May | Jun | Jul | Aug | Sep | Oct | Nov | Dec | Total |
|------------------|----------|----------|-----|-----|-----|-----|-----|-----|-----|-----|-----|-----|----------|
| NSW | 0 | 0 | | | | | | | | | | | 0 |
| VIC | 0 | 0 | | | | | | | | | | | 0 |
| QLD | 0 | 0 | | | | | | | | | | | 0 |
| SA | 0 | 0 | | | | | | | | | | | 0 |
| WA | 0 | 0 | | | | | | | | | | | 0 |
| TAS | 0 | 0 | | | | | | | | | | | 0 |
| NT | 0 | 0 | | | | | | | | | | | 0 |
| ACT | 0 | 0 | | | | | | | | | | | 0 |
| AUSTRALIA | 0 | 0 | | | | | | | | | | | 0 |

Stomach Intestine (=1) and Stomach Intestine + any Other Organ (=1)

Activity Summary: Donation Following Circulatory Death

(See definition 2 on page 2)

Actual Organ Donors following Circulatory Death

Actual deceased organ donors according to definition 1 on page 2.

| | Jan | Feb | Mar | Apr | May | Jun | Jul | Aug | Sep | Oct | Nov | Dec | Total |
|------------------|-----------|-----------|-----|-----|-----|-----|-----|-----|-----|-----|-----|-----|-----------|
| NSW | 1 | 1 | | | | | | | | | | | 2 |
| VIC | 7 | 5 | | | | | | | | | | | 12 |
| QLD | 0 | 1 | | | | | | | | | | | 1 |
| SA | 1 | 2 | | | | | | | | | | | 3 |
| WA | 4 | 0 | | | | | | | | | | | 4 |
| TAS | 0 | 0 | | | | | | | | | | | 0 |
| NT | 0 | 1 | | | | | | | | | | | 1 |
| ACT | 0 | 1 | | | | | | | | | | | 1 |
| AUSTRALIA | 13 | 11 | | | | | | | | | | | 24 |

Transplant Recipients from Donors following Circulatory Death

The following monthly totals represent the number of transplant recipients from deceased organ donors following circulatory death.

| | Jan | Feb | Mar | Apr | May | Jun | Jul | Aug | Sep | Oct | Nov | Dec | Total |
|------------------|-----------|-----------|-----|-----|-----|-----|-----|-----|-----|-----|-----|-----|-----------|
| NSW | 2 | 4 | | | | | | | | | | | 6 |
| VIC | 13 | 12 | | | | | | | | | | | 25 |
| QLD | 0 | 5 | | | | | | | | | | | 5 |
| SA | 1 | 2 | | | | | | | | | | | 3 |
| WA | 8 | 0 | | | | | | | | | | | 8 |
| TAS | 0 | 0 | | | | | | | | | | | 0 |
| NT | 0 | 2 | | | | | | | | | | | 2 |
| ACT | 0 | 4 | | | | | | | | | | | 4 |
| AUSTRALIA | 24 | 29 | | | | | | | | | | | 53 |

Recipients transplanted with one or more organs are counted as one.

Organs Transplanted from Donors following Circulatory Death

The following monthly totals of organs represent the number of organs transplanted from deceased donors following circulatory death.

| | Jan | Feb | Mar | Apr | May | Jun | Jul | Aug | Sep | Oct | Nov | Dec | Total |
|------------------|-----------|-----------|-----|-----|-----|-----|-----|-----|-----|-----|-----|-----|-----------|
| NSW | 2 | 4 | | | | | | | | | | | 6 |
| VIC | 16 | 14 | | | | | | | | | | | 30 |
| QLD | 0 | 6 | | | | | | | | | | | 6 |
| SA | 1 | 2 | | | | | | | | | | | 3 |
| WA | 9 | 0 | | | | | | | | | | | 9 |
| TAS | 0 | 0 | | | | | | | | | | | 0 |
| NT | 0 | 2 | | | | | | | | | | | 2 |
| ACT | 0 | 5 | | | | | | | | | | | 5 |
| AUSTRALIA | 28 | 33 | | | | | | | | | | | 61 |

Each organ is counted individually regardless of the type of transplantation performed.

Organs Transplanted by Organ Type from Donors following Circulatory Death

Kidney

| | Jan | Feb | Mar | Apr | May | Jun | Jul | Aug | Sep | Oct | Nov | Dec | Total |
|------------------|-----------|-----------|-----|-----|-----|-----|-----|-----|-----|-----|-----|-----|-----------|
| NSW | 2 | 2 | | | | | | | | | | | 4 |
| VIC | 10 | 8 | | | | | | | | | | | 18 |
| QLD | 0 | 2 | | | | | | | | | | | 2 |
| SA | 1 | 2 | | | | | | | | | | | 3 |
| WA | 6 | 0 | | | | | | | | | | | 6 |
| TAS | 0 | 0 | | | | | | | | | | | 0 |
| NT | 0 | 2 | | | | | | | | | | | 2 |
| ACT | 0 | 2 | | | | | | | | | | | 2 |
| AUSTRALIA | 19 | 18 | | | | | | | | | | | 37 |

Single Kidney = 1 Organ Count

Double Kidney (Double adult/En bloc) = 2 Organ Counts

Liver

| | Jan | Feb | Mar | Apr | May | Jun | Jul | Aug | Sep | Oct | Nov | Dec | Total |
|------------------|----------|----------|-----|-----|-----|-----|-----|-----|-----|-----|-----|-----|----------|
| NSW | 0 | 0 | | | | | | | | | | | 0 |
| VIC | 0 | 0 | | | | | | | | | | | 0 |
| QLD | 0 | 1 | | | | | | | | | | | 1 |
| SA | 0 | 0 | | | | | | | | | | | 0 |
| WA | 0 | 0 | | | | | | | | | | | 0 |
| TAS | 0 | 0 | | | | | | | | | | | 0 |
| NT | 0 | 0 | | | | | | | | | | | 0 |
| ACT | 0 | 1 | | | | | | | | | | | 1 |
| AUSTRALIA | 0 | 2 | | | | | | | | | | | 2 |

Whole Liver = 1 Organ Count, even if the liver is later split or reduced in size for transplantation.

Heart

| | Jan | Feb | Mar | Apr | May | Jun | Jul | Aug | Sep | Oct | Nov | Dec | Total |
|------------------|----------|----------|-----|-----|-----|-----|-----|-----|-----|-----|-----|-----|----------|
| NSW | 0 | 0 | | | | | | | | | | | 0 |
| VIC | 0 | 0 | | | | | | | | | | | 0 |
| QLD | 0 | 1 | | | | | | | | | | | 1 |
| SA | 0 | 0 | | | | | | | | | | | 0 |
| WA | 0 | 0 | | | | | | | | | | | 0 |
| TAS | 0 | 0 | | | | | | | | | | | 0 |
| NT | 0 | 0 | | | | | | | | | | | 0 |
| ACT | 0 | 0 | | | | | | | | | | | 0 |
| AUSTRALIA | 0 | 1 | | | | | | | | | | | 1 |

Heart = 1 Organ Count, Heart + Other Organ = 1 Heart Count

Australia and New Zealand Organ Donation Registry

Lung

| | Jan | Feb | Mar | Apr | May | Jun | Jul | Aug | Sep | Oct | Nov | Dec | Total |
|------------------|----------|-----------|-----|-----|-----|-----|-----|-----|-----|-----|-----|-----|-----------|
| NSW | 0 | 2 | | | | | | | | | | | 2 |
| VIC | 6 | 6 | | | | | | | | | | | 12 |
| QLD | 0 | 2 | | | | | | | | | | | 2 |
| SA | 0 | 0 | | | | | | | | | | | 0 |
| WA | 3 | 0 | | | | | | | | | | | 3 |
| TAS | 0 | 0 | | | | | | | | | | | 0 |
| NT | 0 | 0 | | | | | | | | | | | 0 |
| ACT | 0 | 2 | | | | | | | | | | | 2 |
| AUSTRALIA | 9 | 12 | | | | | | | | | | | 21 |

Single Lung = 1 Organ Count, Double Lung = 2 Organ Counts

Pancreas

| | Jan | Feb | Mar | Apr | May | Jun | Jul | Aug | Sep | Oct | Nov | Dec | Total |
|------------------|----------|----------|-----|-----|-----|-----|-----|-----|-----|-----|-----|-----|----------|
| NSW | 0 | 0 | | | | | | | | | | | 0 |
| VIC | 0 | 0 | | | | | | | | | | | 0 |
| QLD | 0 | 0 | | | | | | | | | | | 0 |
| SA | 0 | 0 | | | | | | | | | | | 0 |
| WA | 0 | 0 | | | | | | | | | | | 0 |
| TAS | 0 | 0 | | | | | | | | | | | 0 |
| NT | 0 | 0 | | | | | | | | | | | 0 |
| ACT | 0 | 0 | | | | | | | | | | | 0 |
| AUSTRALIA | 0 | 0 | | | | | | | | | | | 0 |

Whole Pancreas = 1 Organ Count

Pancreas used for pancreas islets transplantation is excluded from this count.

Stomach Intestine

| | Jan | Feb | Mar | Apr | May | Jun | Jul | Aug | Sep | Oct | Nov | Dec | Total |
|------------------|----------|----------|-----|-----|-----|-----|-----|-----|-----|-----|-----|-----|----------|
| NSW | 0 | 0 | | | | | | | | | | | 0 |
| VIC | 0 | 0 | | | | | | | | | | | 0 |
| QLD | 0 | 0 | | | | | | | | | | | 0 |
| SA | 0 | 0 | | | | | | | | | | | 0 |
| WA | 0 | 0 | | | | | | | | | | | 0 |
| TAS | 0 | 0 | | | | | | | | | | | 0 |
| NT | 0 | 0 | | | | | | | | | | | 0 |
| ACT | 0 | 0 | | | | | | | | | | | 0 |
| AUSTRALIA | 0 | 0 | | | | | | | | | | | 0 |

Stomach Intestine = 1 Organ Count

Stomach Intestine + Other Organ = 1 Organ Count

Transplantation of Organs from Donors following Circulatory Death

Total Transplantation Procedures

| | Jan | Feb | Mar | Apr | May | Jun | Jul | Aug | Sep | Oct | Nov | Dec | Total |
|------------------|-----------|-----------|-----|-----|-----|-----|-----|-----|-----|-----|-----|-----|-----------|
| NSW | 2 | 4 | | | | | | | | | | | 6 |
| VIC | 13 | 12 | | | | | | | | | | | 25 |
| QLD | 0 | 5 | | | | | | | | | | | 5 |
| SA | 1 | 2 | | | | | | | | | | | 3 |
| WA | 8 | 0 | | | | | | | | | | | 8 |
| TAS | 0 | 0 | | | | | | | | | | | 0 |
| NT | 0 | 2 | | | | | | | | | | | 2 |
| ACT | 0 | 4 | | | | | | | | | | | 4 |
| AUSTRALIA | 24 | 29 | | | | | | | | | | | 53 |

Transplantation by Organ Type from Donors following Circulatory Death

Total Kidney Transplants

| | Jan | Feb | Mar | Apr | May | Jun | Jul | Aug | Sep | Oct | Nov | Dec | Total |
|------------------|-----------|-----------|-----|-----|-----|-----|-----|-----|-----|-----|-----|-----|-----------|
| NSW | 2 | 2 | | | | | | | | | | | 4 |
| VIC | 10 | 8 | | | | | | | | | | | 18 |
| QLD | 0 | 2 | | | | | | | | | | | 2 |
| SA | 1 | 2 | | | | | | | | | | | 3 |
| WA | 6 | 0 | | | | | | | | | | | 6 |
| TAS | 0 | 0 | | | | | | | | | | | 0 |
| NT | 0 | 2 | | | | | | | | | | | 2 |
| ACT | 0 | 2 | | | | | | | | | | | 2 |
| AUSTRALIA | 19 | 18 | | | | | | | | | | | 37 |

Single Kidney (=1), Double adult/En bloc (=1) and
Kidney + any Other Organ (=1)

Kidney (Single) Transplants

| | Jan | Feb | Mar | Apr | May | Jun | Jul | Aug | Sep | Oct | Nov | Dec | Total |
|------------------|-----------|-----------|-----|-----|-----|-----|-----|-----|-----|-----|-----|-----|-----------|
| NSW | 2 | 2 | | | | | | | | | | | 4 |
| VIC | 10 | 8 | | | | | | | | | | | 18 |
| QLD | 0 | 2 | | | | | | | | | | | 2 |
| SA | 1 | 2 | | | | | | | | | | | 3 |
| WA | 6 | 0 | | | | | | | | | | | 6 |
| TAS | 0 | 0 | | | | | | | | | | | 0 |
| NT | 0 | 2 | | | | | | | | | | | 2 |
| ACT | 0 | 2 | | | | | | | | | | | 2 |
| AUSTRALIA | 19 | 18 | | | | | | | | | | | 37 |

Australia and New Zealand Organ Donation Registry

Kidney (Double Adult/En bloc) Transplants

| | Jan | Feb | Mar | Apr | May | Jun | Jul | Aug | Sep | Oct | Nov | Dec | Total |
|------------------|----------|----------|-----|-----|-----|-----|-----|-----|-----|-----|-----|-----|----------|
| NSW | 0 | 0 | | | | | | | | | | | 0 |
| VIC | 0 | 0 | | | | | | | | | | | 0 |
| QLD | 0 | 0 | | | | | | | | | | | 0 |
| SA | 0 | 0 | | | | | | | | | | | 0 |
| WA | 0 | 0 | | | | | | | | | | | 0 |
| TAS | 0 | 0 | | | | | | | | | | | 0 |
| NT | 0 | 0 | | | | | | | | | | | 0 |
| ACT | 0 | 0 | | | | | | | | | | | 0 |
| AUSTRALIA | 0 | 0 | | | | | | | | | | | 0 |

Kidney (+ any Other Organ) Transplants

Counts of multiorgan transplants utilising at least one kidney are excluded from the above counts.

| | Jan | Feb | Mar | Apr | May | Jun | Jul | Aug | Sep | Oct | Nov | Dec | Total |
|-----------------|----------|----------|-----|-----|-----|-----|-----|-----|-----|-----|-----|-----|----------|
| KIDNEY+LIVER | 0 | 0 | | | | | | | | | | | 0 |
| KIDNEY+PANCREAS | 0 | 0 | | | | | | | | | | | 0 |
| TOTAL | 0 | 0 | | | | | | | | | | | 0 |

Australia and New Zealand Organ Donation Registry

Total Liver Transplants

| | Jan | Feb | Mar | Apr | May | Jun | Jul | Aug | Sep | Oct | Nov | Dec | Total |
|------------------|----------|----------|-----|-----|-----|-----|-----|-----|-----|-----|-----|-----|----------|
| NSW | 0 | 0 | | | | | | | | | | | 0 |
| VIC | 0 | 0 | | | | | | | | | | | 0 |
| QLD | 0 | 1 | | | | | | | | | | | 1 |
| SA | 0 | 0 | | | | | | | | | | | 0 |
| WA | 0 | 0 | | | | | | | | | | | 0 |
| TAS | 0 | 0 | | | | | | | | | | | 0 |
| NT | 0 | 0 | | | | | | | | | | | 0 |
| ACT | 0 | 1 | | | | | | | | | | | 1 |
| AUSTRALIA | 0 | 2 | | | | | | | | | | | 2 |

Whole Liver (=1), Split Left (=1), Split Right (=1)
Reduced Size (=1) and Liver + any Other Organ (=1)

Liver (Whole) Transplants

| | Jan | Feb | Mar | Apr | May | Jun | Jul | Aug | Sep | Oct | Nov | Dec | Total |
|------------------|----------|----------|-----|-----|-----|-----|-----|-----|-----|-----|-----|-----|----------|
| NSW | 0 | 0 | | | | | | | | | | | 0 |
| VIC | 0 | 0 | | | | | | | | | | | 0 |
| QLD | 0 | 1 | | | | | | | | | | | 1 |
| SA | 0 | 0 | | | | | | | | | | | 0 |
| WA | 0 | 0 | | | | | | | | | | | 0 |
| TAS | 0 | 0 | | | | | | | | | | | 0 |
| NT | 0 | 0 | | | | | | | | | | | 0 |
| ACT | 0 | 1 | | | | | | | | | | | 1 |
| AUSTRALIA | 0 | 2 | | | | | | | | | | | 2 |

Liver (Split) Transplants

| | Jan | Feb | Mar | Apr | May | Jun | Jul | Aug | Sep | Oct | Nov | Dec | Total |
|------------------|----------|----------|-----|-----|-----|-----|-----|-----|-----|-----|-----|-----|----------|
| NSW | 0 | 0 | | | | | | | | | | | 0 |
| VIC | 0 | 0 | | | | | | | | | | | 0 |
| QLD | 0 | 0 | | | | | | | | | | | 0 |
| SA | 0 | 0 | | | | | | | | | | | 0 |
| WA | 0 | 0 | | | | | | | | | | | 0 |
| TAS | 0 | 0 | | | | | | | | | | | 0 |
| NT | 0 | 0 | | | | | | | | | | | 0 |
| ACT | 0 | 0 | | | | | | | | | | | 0 |
| AUSTRALIA | 0 | 0 | | | | | | | | | | | 0 |

Australia and New Zealand Organ Donation Registry

Liver (Reduced Size) Transplants

| | Jan | Feb | Mar | Apr | May | Jun | Jul | Aug | Sep | Oct | Nov | Dec | Total |
|------------------|----------|----------|-----|-----|-----|-----|-----|-----|-----|-----|-----|-----|----------|
| NSW | 0 | 0 | | | | | | | | | | | 0 |
| VIC | 0 | 0 | | | | | | | | | | | 0 |
| QLD | 0 | 0 | | | | | | | | | | | 0 |
| SA | 0 | 0 | | | | | | | | | | | 0 |
| WA | 0 | 0 | | | | | | | | | | | 0 |
| TAS | 0 | 0 | | | | | | | | | | | 0 |
| NT | 0 | 0 | | | | | | | | | | | 0 |
| ACT | 0 | 0 | | | | | | | | | | | 0 |
| AUSTRALIA | 0 | 0 | | | | | | | | | | | 0 |

Liver (+ any Other Organ) Transplants

Counts of multiorgan transplants utilising a liver are excluded from the above counts.

| | Jan | Feb | Mar | Apr | May | Jun | Jul | Aug | Sep | Oct | Nov | Dec | Total |
|--------------|----------|----------|-----|-----|-----|-----|-----|-----|-----|-----|-----|-----|----------|
| LIVER+KIDNEY | 0 | 0 | | | | | | | | | | | 0 |
| TOTAL | 0 | 0 | | | | | | | | | | | 0 |

Australia and New Zealand Organ Donation Registry

Total Heart Transplants

| | Jan | Feb | Mar | Apr | May | Jun | Jul | Aug | Sep | Oct | Nov | Dec | Total |
|------------------|----------|----------|-----|-----|-----|-----|-----|-----|-----|-----|-----|-----|----------|
| NSW | 0 | 0 | | | | | | | | | | | 0 |
| VIC | 0 | 0 | | | | | | | | | | | 0 |
| QLD | 0 | 1 | | | | | | | | | | | 1 |
| SA | 0 | 0 | | | | | | | | | | | 0 |
| WA | 0 | 0 | | | | | | | | | | | 0 |
| TAS | 0 | 0 | | | | | | | | | | | 0 |
| NT | 0 | 0 | | | | | | | | | | | 0 |
| ACT | 0 | 0 | | | | | | | | | | | 0 |
| AUSTRALIA | 0 | 1 | | | | | | | | | | | 1 |

Heart only (=1) and Heart + any Other Organ (=1)

Heart (Only) Transplants

| | Jan | Feb | Mar | Apr | May | Jun | Jul | Aug | Sep | Oct | Nov | Dec | Total |
|------------------|----------|----------|-----|-----|-----|-----|-----|-----|-----|-----|-----|-----|----------|
| NSW | 0 | 0 | | | | | | | | | | | 0 |
| VIC | 0 | 0 | | | | | | | | | | | 0 |
| QLD | 0 | 1 | | | | | | | | | | | 1 |
| SA | 0 | 0 | | | | | | | | | | | 0 |
| WA | 0 | 0 | | | | | | | | | | | 0 |
| TAS | 0 | 0 | | | | | | | | | | | 0 |
| NT | 0 | 0 | | | | | | | | | | | 0 |
| ACT | 0 | 0 | | | | | | | | | | | 0 |
| AUSTRALIA | 0 | 1 | | | | | | | | | | | 1 |

Australia and New Zealand Organ Donation Registry

Total Lung Transplants

| | Jan | Feb | Mar | Apr | May | Jun | Jul | Aug | Sep | Oct | Nov | Dec | Total |
|------------------|----------|----------|-----|-----|-----|-----|-----|-----|-----|-----|-----|-----|-----------|
| NSW | 0 | 2 | | | | | | | | | | | 2 |
| VIC | 3 | 4 | | | | | | | | | | | 7 |
| QLD | 0 | 1 | | | | | | | | | | | 1 |
| SA | 0 | 0 | | | | | | | | | | | 0 |
| WA | 2 | 0 | | | | | | | | | | | 2 |
| TAS | 0 | 0 | | | | | | | | | | | 0 |
| NT | 0 | 0 | | | | | | | | | | | 0 |
| ACT | 0 | 1 | | | | | | | | | | | 1 |
| AUSTRALIA | 5 | 8 | | | | | | | | | | | 13 |

Single Lung (=1), Double Lung (=1), Single Lung + any Other Organ (=1),
Double Lung + any Other Organ (=1)

Lung (Double) Transplants

| | Jan | Feb | Mar | Apr | May | Jun | Jul | Aug | Sep | Oct | Nov | Dec | Total |
|------------------|----------|----------|-----|-----|-----|-----|-----|-----|-----|-----|-----|-----|----------|
| NSW | 0 | 0 | | | | | | | | | | | 0 |
| VIC | 3 | 2 | | | | | | | | | | | 5 |
| QLD | 0 | 1 | | | | | | | | | | | 1 |
| SA | 0 | 0 | | | | | | | | | | | 0 |
| WA | 1 | 0 | | | | | | | | | | | 1 |
| TAS | 0 | 0 | | | | | | | | | | | 0 |
| NT | 0 | 0 | | | | | | | | | | | 0 |
| ACT | 0 | 1 | | | | | | | | | | | 1 |
| AUSTRALIA | 4 | 4 | | | | | | | | | | | 8 |

Lung (Single) Transplants

| | Jan | Feb | Mar | Apr | May | Jun | Jul | Aug | Sep | Oct | Nov | Dec | Total |
|------------------|----------|----------|-----|-----|-----|-----|-----|-----|-----|-----|-----|-----|----------|
| NSW | 0 | 2 | | | | | | | | | | | 2 |
| VIC | 0 | 2 | | | | | | | | | | | 2 |
| QLD | 0 | 0 | | | | | | | | | | | 0 |
| SA | 0 | 0 | | | | | | | | | | | 0 |
| WA | 1 | 0 | | | | | | | | | | | 1 |
| TAS | 0 | 0 | | | | | | | | | | | 0 |
| NT | 0 | 0 | | | | | | | | | | | 0 |
| ACT | 0 | 0 | | | | | | | | | | | 0 |
| AUSTRALIA | 1 | 4 | | | | | | | | | | | 5 |

Australia and New Zealand Organ Donation Registry

Total Pancreas Transplants

| | Jan | Feb | Mar | Apr | May | Jun | Jul | Aug | Sep | Oct | Nov | Dec | Total |
|------------------|----------|----------|-----|-----|-----|-----|-----|-----|-----|-----|-----|-----|----------|
| NSW | 0 | 0 | | | | | | | | | | | 0 |
| VIC | 0 | 0 | | | | | | | | | | | 0 |
| QLD | 0 | 0 | | | | | | | | | | | 0 |
| SA | 0 | 0 | | | | | | | | | | | 0 |
| WA | 0 | 0 | | | | | | | | | | | 0 |
| TAS | 0 | 0 | | | | | | | | | | | 0 |
| NT | 0 | 0 | | | | | | | | | | | 0 |
| ACT | 0 | 0 | | | | | | | | | | | 0 |
| AUSTRALIA | 0 | 0 | | | | | | | | | | | 0 |

Whole Pancreas (=1) and Pancreas + any Other Organ (=1)

Pancreas (Whole) Transplants

| | Jan | Feb | Mar | Apr | May | Jun | Jul | Aug | Sep | Oct | Nov | Dec | Total |
|------------------|----------|----------|-----|-----|-----|-----|-----|-----|-----|-----|-----|-----|----------|
| NSW | 0 | 0 | | | | | | | | | | | 0 |
| VIC | 0 | 0 | | | | | | | | | | | 0 |
| QLD | 0 | 0 | | | | | | | | | | | 0 |
| SA | 0 | 0 | | | | | | | | | | | 0 |
| WA | 0 | 0 | | | | | | | | | | | 0 |
| TAS | 0 | 0 | | | | | | | | | | | 0 |
| NT | 0 | 0 | | | | | | | | | | | 0 |
| ACT | 0 | 0 | | | | | | | | | | | 0 |
| AUSTRALIA | 0 | 0 | | | | | | | | | | | 0 |

Pancreas (+ any Other Organ) Transplants

Counts of multiorgan transplants utilising a pancreas are included in the above counts.

| | Jan | Feb | Mar | Apr | May | Jun | Jul | Aug | Sep | Oct | Nov | Dec | Total |
|-----------------|----------|----------|-----|-----|-----|-----|-----|-----|-----|-----|-----|-----|----------|
| PANCREAS+KIDNEY | 0 | 0 | | | | | | | | | | | 0 |
| TOTAL | 0 | 0 | | | | | | | | | | | 0 |

Total Stomach Intestine Transplants

| | Jan | Feb | Mar | Apr | May | Jun | Jul | Aug | Sep | Oct | Nov | Dec | Total |
|------------------|----------|----------|-----|-----|-----|-----|-----|-----|-----|-----|-----|-----|----------|
| NSW | 0 | 0 | | | | | | | | | | | 0 |
| VIC | 0 | 0 | | | | | | | | | | | 0 |
| QLD | 0 | 0 | | | | | | | | | | | 0 |
| SA | 0 | 0 | | | | | | | | | | | 0 |
| WA | 0 | 0 | | | | | | | | | | | 0 |
| TAS | 0 | 0 | | | | | | | | | | | 0 |
| NT | 0 | 0 | | | | | | | | | | | 0 |
| ACT | 0 | 0 | | | | | | | | | | | 0 |
| AUSTRALIA | 0 | 0 | | | | | | | | | | | 0 |

Stomach Intestine (=1) and Stomach Intestine + any Other Organ (=1)