



Monthly Report on Deceased Organ Donation in Australia

January 2019

Produced 7 February 2019 1:17 PM
Data Received by ANZOD up to 6 February 2019

Contents

Explanatory notes	2
Definitions	2
Notes	2
Method	3
References	3
Deceased Organ Donation	4
Total Actual Deceased Organ Donors	6
Multiorgan Deceased Donors	6
Intended Deceased Organ Donors	6
Transplant Recipients from Deceased Organ Donors	7
Total Transplant Recipients from Deceased Organ Donors	9
Mean Transplant Recipients Per Actual Deceased Organ Donor	9
Recipients of Multiple Organs	9
Organs Transplanted from Deceased Organ Donors	10
Total Organs Transplanted	12
Mean Organs Transplanted Per Actual Deceased Organ Donor	12
Organs Transplanted by Organ Type	13
Transplantation of Organs from Deceased Organ Donors	16
Total Transplantation Procedures	16
Mean Transplantation Procedures	16
Multiorgan Transplantation	16
Transplantation by Organ Type	17
Activity Summary: Donation Following Circulatory Death	25
Actual Organ Donors following Circulatory Death	25
Transplant Recipients from Donors following Circulatory Death	25
Organs Transplanted from Donors following Circulatory Death	25
Organs Transplanted by Organ Type from Donors following Circulatory Death	26
Transplantation of Organs from Donors following Circulatory Death	28
Transplantation by Organ Type from Donors following Circulatory Death	28

Explanatory notes

Definitions

- 1 Actual Deceased Organ Donor – A person for whom the organ retrieval procedure commenced in the operating room (with surgical incision) for the purpose of transplantation. This includes donors who may have been deemed medically unsuitable during surgery or after the removal of organs.^{1,2,3,4}
- 2 Donation after Circulatory Death (DCD) – Donation, for the purpose of transplantation, occurs following death of a person resulting from the irreversible cessation of circulatory and respiratory function.⁴
- 3 Intended Deceased Organ Donor – A person for whom the donation workup was initiated as evidenced by both:
 - Formal written consent undertaken, including consent for donation of specific organs and/or tissues, and
 - Blood for tissue typing sent with allocation of a donor ID;but donation did not proceed.⁵
- 4 Multiorgan Donor – An actual deceased organ donor from whom at least two different types of organs have been retrieved for the purpose of transplantation.⁴
- 5 Recipient – An individual into whom allogeneic human cells, tissues or organs were transplanted.⁴
- 6 Recipient of Multiple Organs – A transplant recipient where two or more different types of organs have been utilised for transplantation in the same operative procedure. This excludes double adult kidney, en bloc kidney and double lung transplants. A single recipient can receive multiple organs in a single transplantation event.
- 7 Retrieval – The procedure of removing organs or tissues from donor.⁴
- 8 Transplantation – The transfer of organs and/or tissue from donor to recipient with the aim of restoring body function(s) of the recipient.⁴
- 9 Counts pertain to solid organs only (Kidney, Liver, Heart, Lung, Pancreas and Stomach Intestines). Pancreatic Islets are reported as “tissue”.

Notes

This report supersedes previous monthly reports and as data reported is subject to revision it may change in subsequent reporting.

All donation and transplantation data is presented by the state or territory of donation

Victorian activity includes those donors from Albury, NSW due to the proximity of Albury to DonateLife services in Victoria.

Method

To assist with transparency of reporting, the counting method is detailed below.

In Australia, data is collected via the Electronic Donor Record (EDR) and is then submitted to the online ANZOD Registry application via an XML for data validation and analysis.

Monthly data presents the number of Actual and Intended organ donors (as per definitions 1 and 3 on page 2) for a calendar month.

The count of transplant recipients identifies the number of individuals who fall under definition 5 (page 2) for the reporting period.

The count of organs transplanted identifies the number of individual organs, regardless of the type of transplant performed.^{6,7,8} Therefore, for reporting the number of organs transplanted, double lungs and double adult/en bloc kidneys have an organ count of two. A liver split into two segments and each transplanted into two recipients is counted as one organ transplanted.

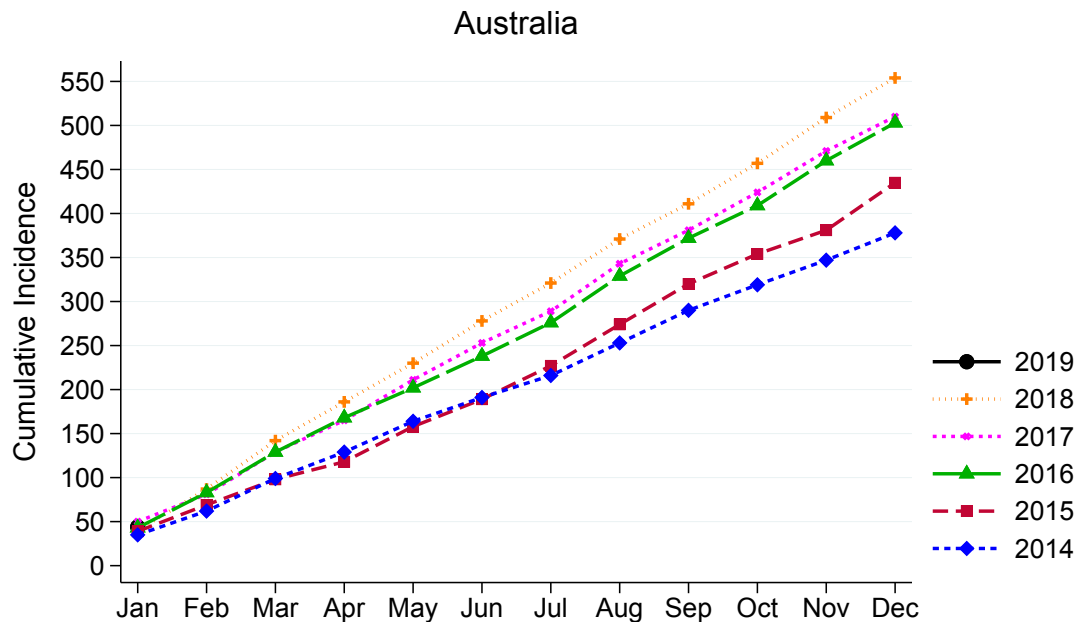
In comparison, reporting of transplantation of organs represents the number of transplant procedures where one or more organs are transplanted during a single event.^{9,10,11} For reporting of double lungs and double adult/en bloc kidneys the transplantation count is one.

References

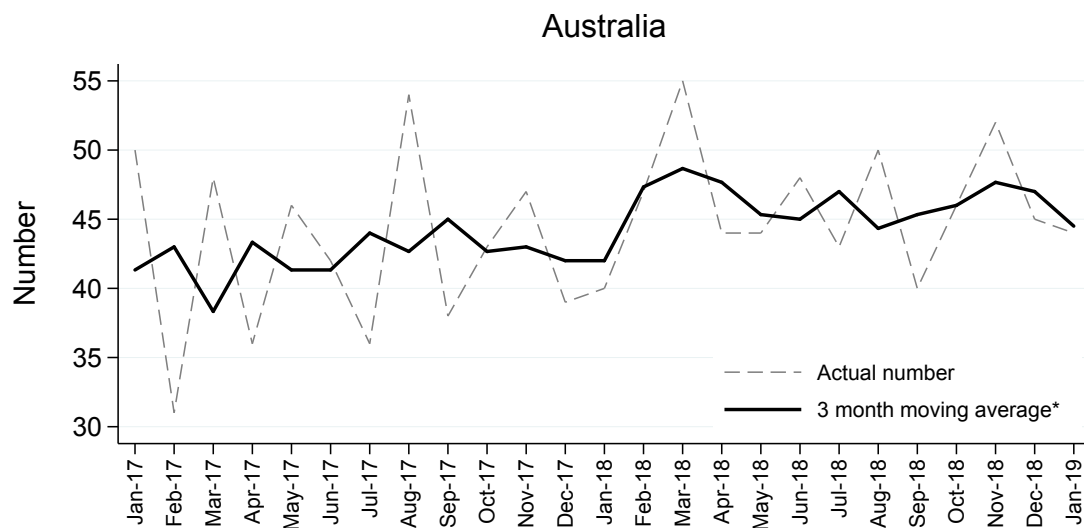
- 1 B.Dominguez-Hill et. al., The critical pathway for deceased donation: reportable uniformity in the approach to deceased donation (2011). *Transplant International*; 373-378.
- 2 ODEQUS Quality Criteria & Quality Indicators in Organ Donation (2013). Available at: http://www.odequs.eu/pdf/ODEQUS_Quality_Criteria-Indicators.pdf
- 3 Variation in Organ Donation Rates in Switzerland: Prospective Cohort Study of Potential Donors (SwissPOD) 2012. Available at: <https://www.swisstransplant.org/14/organ-donation-transplantation-allocation-coordination-wait-list-statistics.php?dl=1&datei=SwissPOD-StudyReport-English.pdf>
- 4 Organ Donation and Transplantation: Striving to Achieve Self-Sufficiency. Third Global WHO Consultation. Madrid (2010). Available at: http://www.transplant-observatory.org/SiteCollectionDocuments/glorepthirdwhoglobalconsultation_part2.pdf
- 5 Formal written letter, Yael Cass, Australian Organ and Tissue Authority, Intended donor definition, (2013).
- 6 B.Dominguez-Gil et. al. Current situation of donation after circulatory death in European Countries. *Transplant International* (2011) 676-686
- 7 Federal Regulations - Title 42: Public Health PART 486-CONDITIONS FOR COVERAGE OF SPECIALISED SERVICES FURNISHED BY SUPPLIERS Subpart G-Requirements for Certification and Designation and Conditions for Coverage: Organ Procurement Organizations
- 8 NHS Blood and Transplantation. Organ Donation and Transplantation Activity Report 2012/13
- 9 Newsletter Transplant of the Council of Europe Organ Transplantation Activity Definitions.
- 10 WHO International Counting Rules
- 11 International Registry in Organ Donation and Transplantation (IRODAT) Variable Definition (2013)

Deceased Organ Donation

Actual Deceased Organ Donors per Month



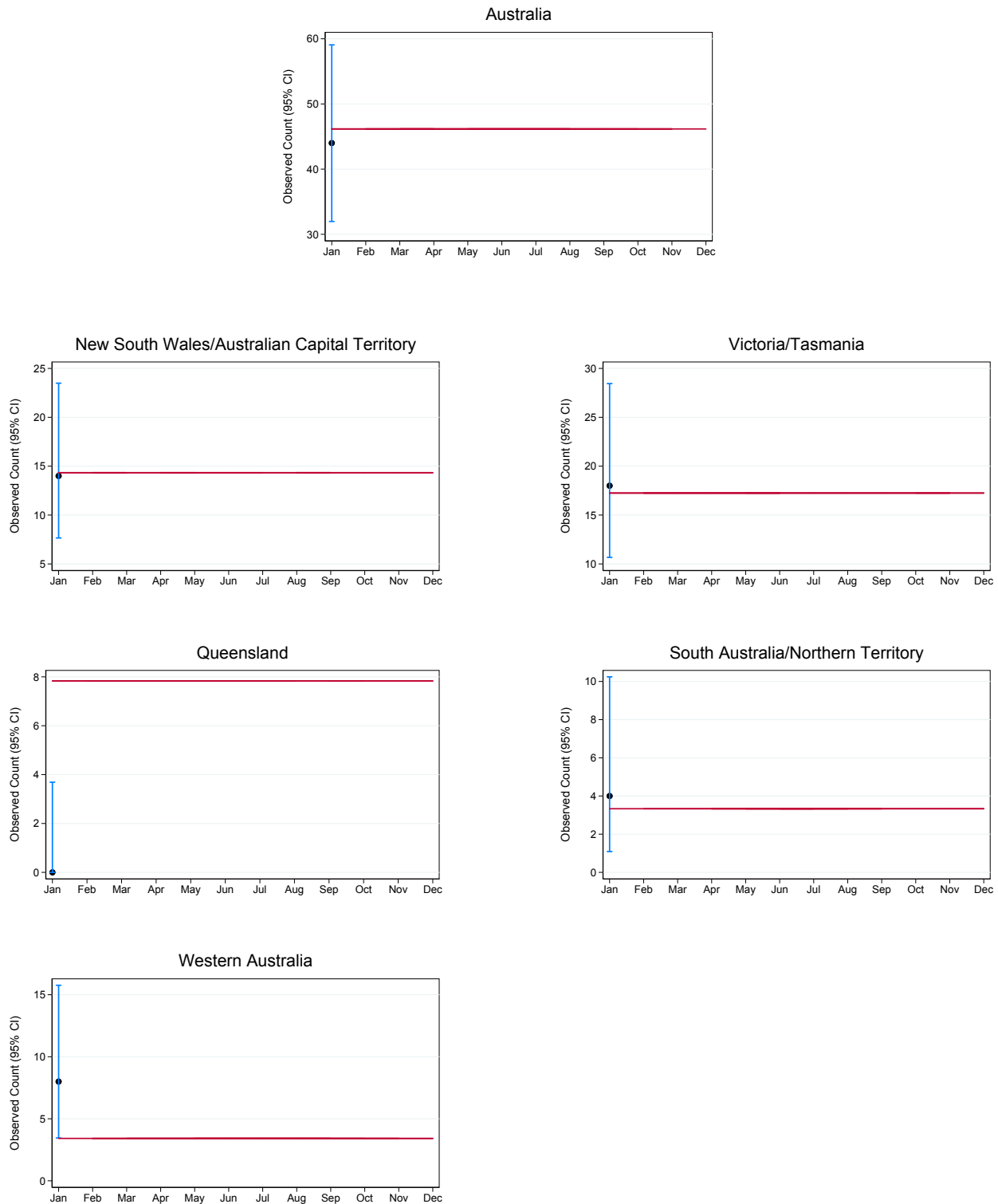
Actual Deceased Organ Donors per Month



*The average is calculated from the number of actual deceased donors in the current month, previous month and next month; except for the most recent month which is calculated from the previous and current months.

Actual Deceased Organ Donors per Month and 95% Confidence Intervals by Jurisdiction , 2019

The plots below illustrate month-to-month variability in donor numbers. 95% confidence intervals are exact Poisson intervals. Reference line is the 2018 monthly average. Note the different y-axis scales for each jurisdiction.



Australia and New Zealand Organ Donation Registry

Total Actual Deceased Organ Donors

Actual deceased organ donors according to definition 1 on page 2.

	Jan	Feb	Mar	Apr	May	Jun	Jul	Aug	Sep	Oct	Nov	Dec	Total
NSW	14												14
VIC	17												17
QLD	0												0
SA	4												4
WA	8												8
TAS	1												1
NT	0												0
ACT	0												0
AUSTRALIA	44												44

Multiorgan Deceased Donors

Multiorgan deceased donors according to definition 4 on page 2.

	Jan	Feb	Mar	Apr	May	Jun	Jul	Aug	Sep	Oct	Nov	Dec	Total
NSW	11												11
VIC	11												11
QLD	0												0
SA	1												1
WA	6												6
TAS	1												1
NT	0												0
ACT	0												0
AUSTRALIA	30	0	0	0	0	0	0	0	0	0	0	0	30

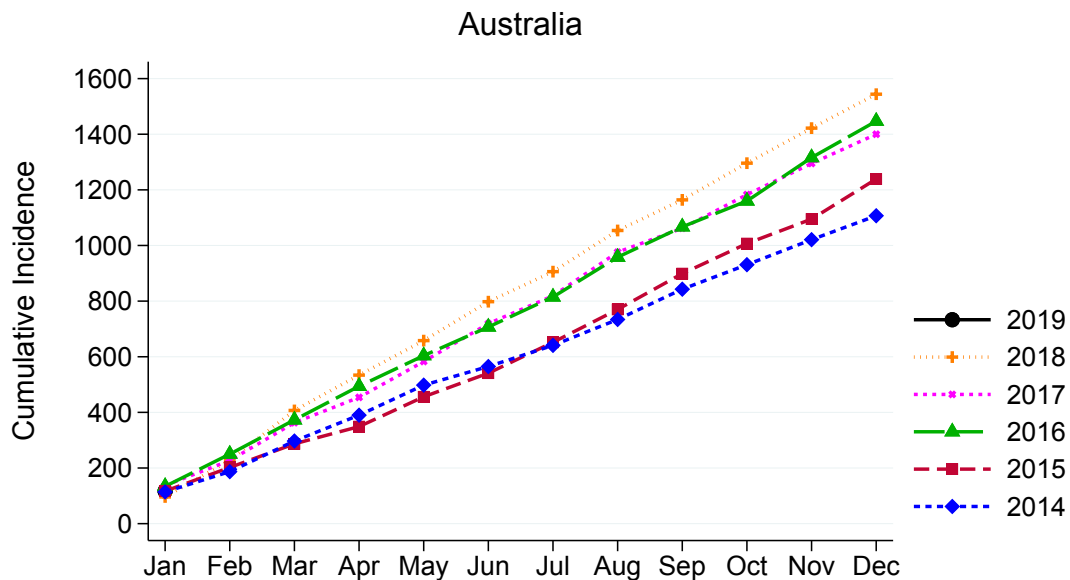
Intended Deceased Organ Donors

Intended deceased organ donors according to definition 3 on page 2.

	Jan	Feb	Mar	Apr	May	Jun	Jul	Aug	Sep	Oct	Nov	Dec	Total
NSW	3												3
VIC	6												6
QLD	2												2
SA	0												0
WA	3												3
TAS	1												1
NT	0												0
ACT	0												0
AUSTRALIA	15												15

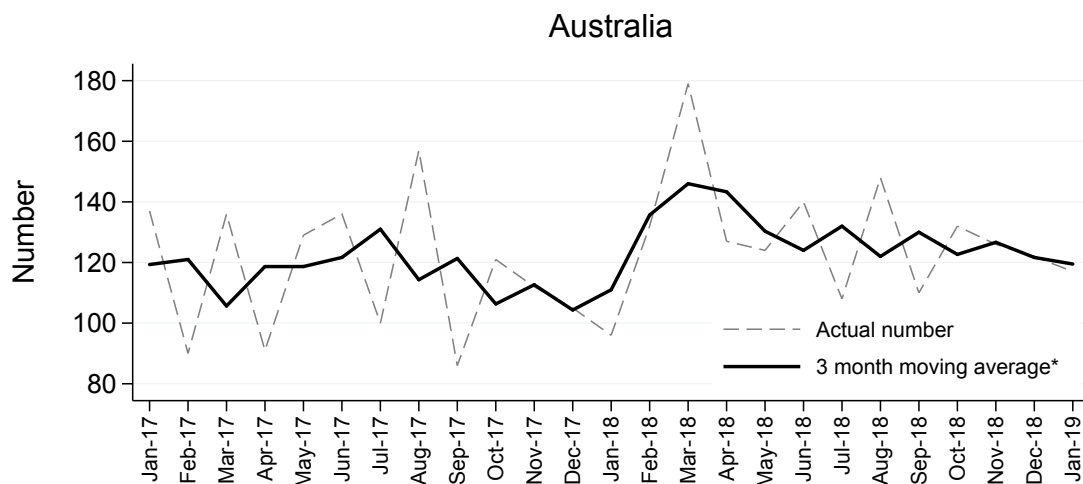
Transplant Recipients from Deceased Organ Donors

Transplant Recipients per Month from Deceased Organ Donors



Recipients transplanted with one or more organs are counted as one.

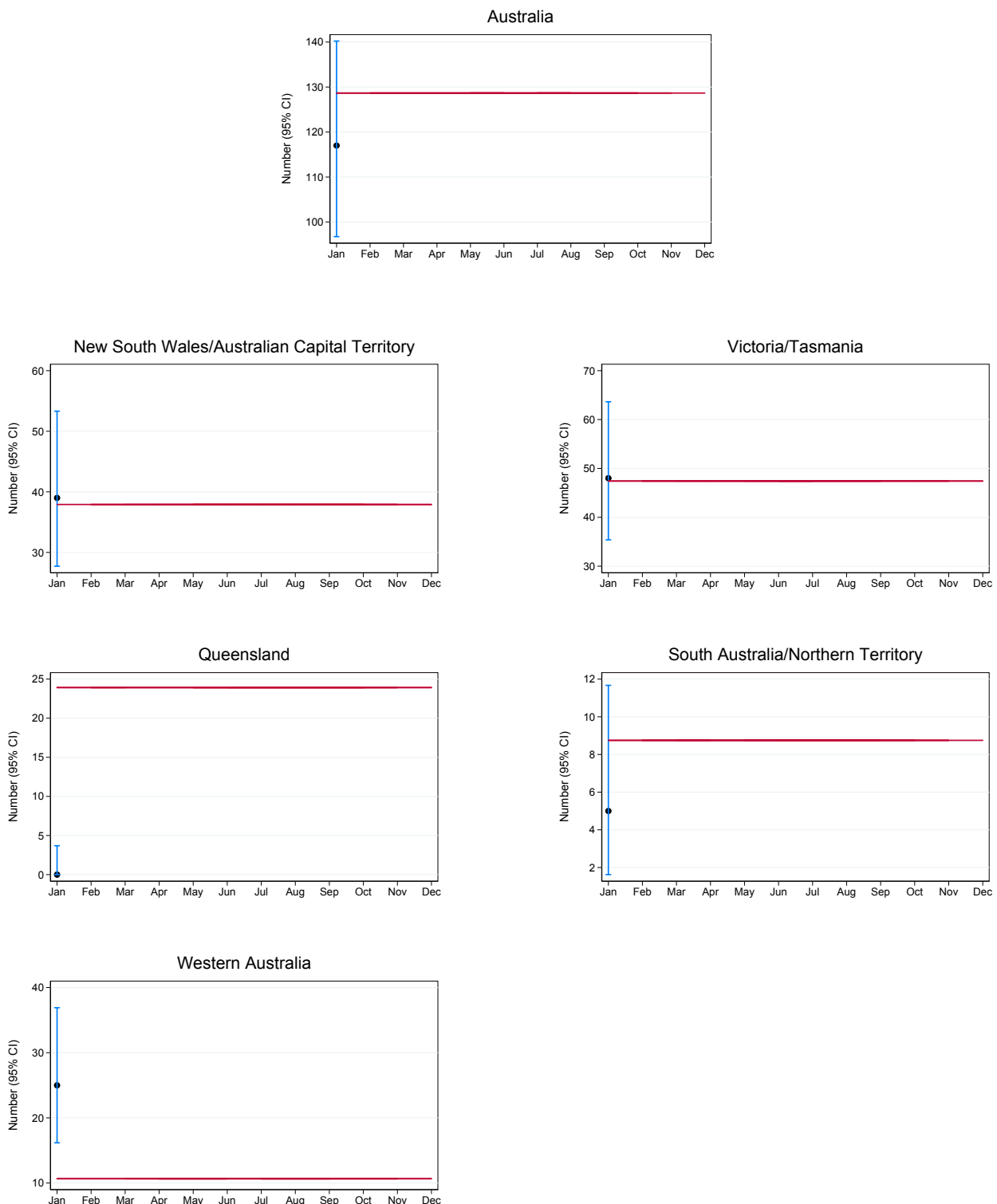
Transplant Recipients per Month from Deceased Organ Donors



*The average is calculated from the number of transplant recipients in the current month, previous month and next month; except for the most recent month which is calculated from the previous and current months.

Total Transplant Recipients from Deceased Organ Donors per Month and 95% Confidence Intervals by Jurisdiction , 2019

The plots below illustrate month-to-month variability in the number of transplant recipients. 95% confidence intervals are exact Poisson intervals. Reference line is the 2018 monthly average. Note the different y-axis scales for each jurisdiction. Jurisdiction of donation is not related to state/territory of transplantation.



Total Transplant Recipients from Deceased Organ Donors

	Jan	Feb	Mar	Apr	May	Jun	Jul	Aug	Sep	Oct	Nov	Dec	Total
NSW	39												39
VIC	44												44
QLD	0												0
SA	5												5
WA	25												25
TAS	4												4
NT	0												0
ACT	0												0
AUSTRALIA	117												117

Recipients transplanted with one or more organs are counted as one in the monthly totals.

Mean Transplant Recipients Per Actual Deceased Organ Donor

	Jan	Feb	Mar	Apr	May	Jun	Jul	Aug	Sep	Oct	Nov	Dec	Total
NSW	2.8												2.8
VIC	2.6												2.6
QLD	0.0												0.0
SA	1.3												1.3
WA	3.1												3.1
TAS	4.0												4.0
NT	0.0												0.0
ACT	0.0												0.0
AUSTRALIA	2.7												2.7

Numerator = Total Recipients

Denominator = Total Actual Deceased Donors (definition 1 on page 2)

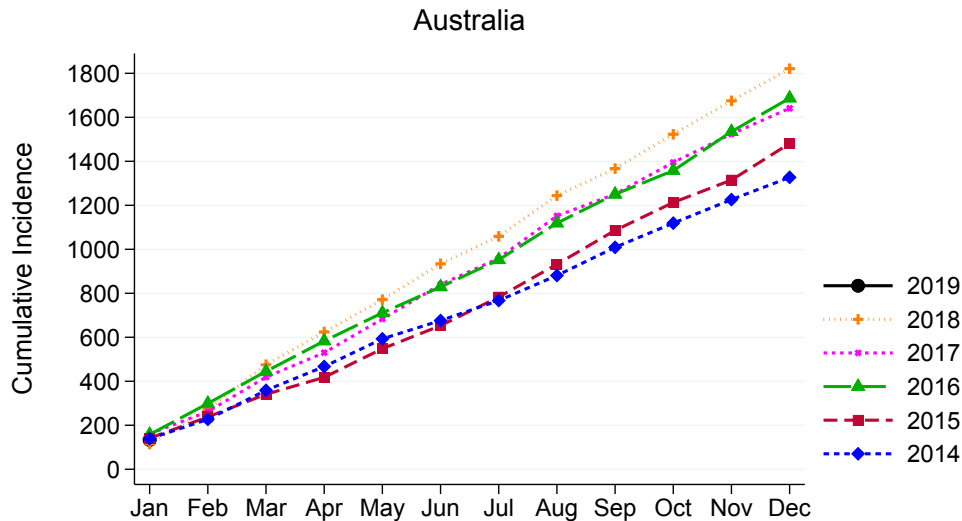
Recipients of Multiple Organs

Recipients of multiple organs according to definition 6 on page 2.

	Jan	Feb	Mar	Apr	May	Jun	Jul	Aug	Sep	Oct	Nov	Dec	Total
NSW	2												2
VIC	4												4
QLD	0												0
SA	0												0
WA	0												0
TAS	0												0
NT	0												0
ACT	0												0
AUSTRALIA	6												6

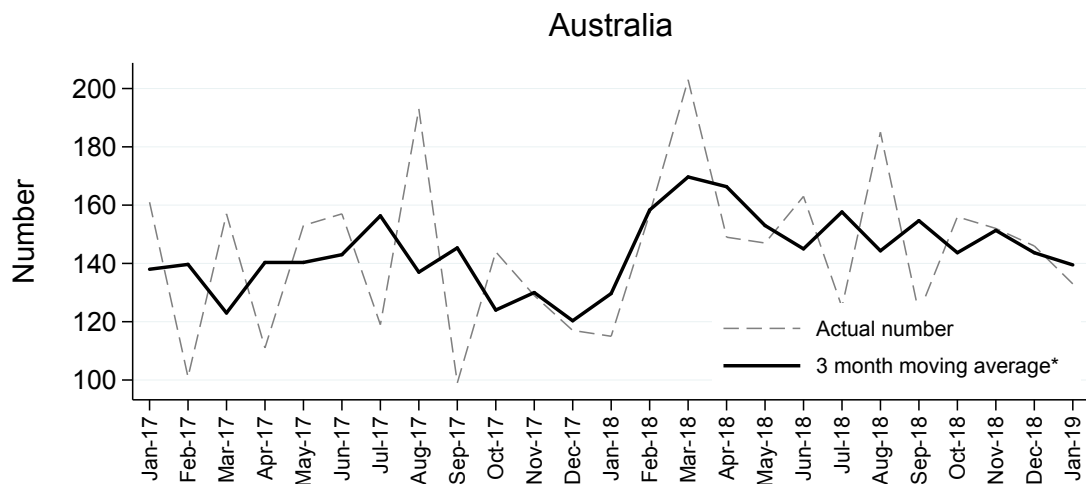
Organs Transplanted from Deceased Organ Donors

Organs Transplanted per Month from Deceased Organ Donors



Each organ is counted individually regardless of the type of transplantation performed.^{6,7,8}

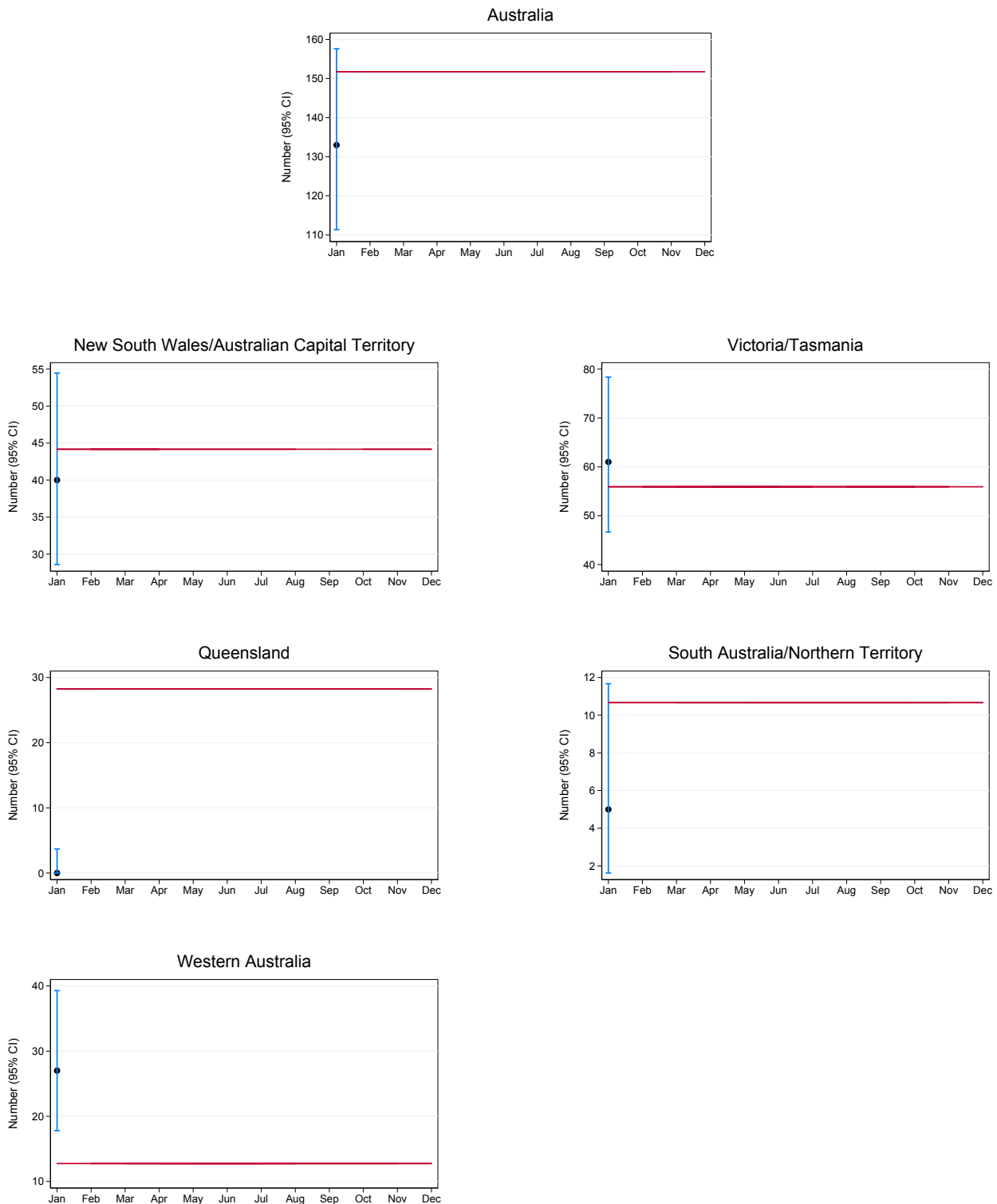
Organs Transplanted per Month from Deceased Organ Donors



*The average is calculated from the number of transplanted organs in the current month, previous month and next month; except for the most recent month which is calculated from the previous and current months.

Total Organs Transplanted per Month and 95% Confidence Intervals by Jurisdiction , 2019

The plots below illustrate month-to-month variability in the number of organs transplanted. 95% confidence intervals are exact Poisson intervals. Reference line is the 2018 monthly average. Note the different y-axis scales for each jurisdiction. Jurisdiction of donation is not related to state/territory of transplantation.



Australia and New Zealand Organ Donation Registry

Total Organs Transplanted

	Jan	Feb	Mar	Apr	May	Jun	Jul	Aug	Sep	Oct	Nov	Dec	Total
NSW	40												40
VIC	57												57
QLD	0												0
SA	5												5
WA	27												27
TAS	4												4
NT	0												0
ACT	0												0
AUSTRALIA	133												133

Each organ is counted individually regardless of the type of transplant performed.^{6,7,8}

Mean Organs Transplanted Per Actual Deceased Organ Donor

	Jan	Feb	Mar	Apr	May	Jun	Jul	Aug	Sep	Oct	Nov	Dec	Total
NSW	2.9												2.9
VIC	3.4												3.4
QLD	0.0												0.0
SA	1.3												1.3
WA	3.4												3.4
TAS	4.0												4.0
NT	0.0												0.0
ACT	0.0												0.0
AUSTRALIA	3.0												3.0

Numerator = Total Organs

Denominator = Total Actual Donors (definition 1 on page 2)

Organs Transplanted by Organ Type

The following monthly totals of organs represent the number of organs transplanted. Multiple transplants are counted under each of the organs. Tables showing the number of recipients of various combinations of multiple organ transplants are shown on page 16.

Kidney

	Jan	Feb	Mar	Apr	May	Jun	Jul	Aug	Sep	Oct	Nov	Dec	Total
NSW	22												22
VIC	24												24
QLD	0												0
SA	4												4
WA	14												14
TAS	2												2
NT	0												0
ACT	0												0
AUSTRALIA	66												66

Single Kidney = 1 Organ Count

Double Kidney (Double adult/En bloc) = 2 Organ Counts

Liver

	Jan	Feb	Mar	Apr	May	Jun	Jul	Aug	Sep	Oct	Nov	Dec	Total
NSW	10												10
VIC	7												7
QLD	0												0
SA	1												1
WA	3												3
TAS	1												1
NT	0												0
ACT	0												0
AUSTRALIA	22												22

Whole Liver = 1 Organ Count, even if the liver is later split or reduced in size for transplantation.

Australia and New Zealand Organ Donation Registry

Heart

	Jan	Feb	Mar	Apr	May	Jun	Jul	Aug	Sep	Oct	Nov	Dec	Total
NSW	4												4
VIC	4												4
QLD	0												0
SA	0												0
WA	2												2
TAS	1												1
NT	0												0
ACT	0												0
AUSTRALIA	11												11

Heart = 1 Organ Count, Heart + Other Organ = 1 Heart Count

Lung

	Jan	Feb	Mar	Apr	May	Jun	Jul	Aug	Sep	Oct	Nov	Dec	Total
NSW	2												2
VIC	19												19
QLD	0												0
SA	0												0
WA	8												8
TAS	0												0
NT	0												0
ACT	0												0
AUSTRALIA	29												29

Single Lung = 1 Organ Count, Double Lung = 2 Organ Counts

Pancreas

	Jan	Feb	Mar	Apr	May	Jun	Jul	Aug	Sep	Oct	Nov	Dec	Total
NSW	2												2
VIC	3												3
QLD	0												0
SA	0												0
WA	0												0
TAS	0												0
NT	0												0
ACT	0												0
AUSTRALIA	5												5

Whole Pancreas = 1 Organ Count

Pancreas used for pancreas islets transplantation is excluded from this count.

Stomach Intestine

	Jan	Feb	Mar	Apr	May	Jun	Jul	Aug	Sep	Oct	Nov	Dec	Total
NSW	0												0
VIC	0												0
QLD	0												0
SA	0												0
WA	0												0
TAS	0												0
NT	0												0
ACT	0												0
AUSTRALIA	0												0

Stomach Intestine = 1 Organ Count

Stomach Intestine + Other Organ = 1 Organ Count

Transplantation of Organs from Deceased Organ Donors

Total Transplantation Procedures

	Jan	Feb	Mar	Apr	May	Jun	Jul	Aug	Sep	Oct	Nov	Dec	Total
NSW	41												41
VIC	48												48
QLD	0												0
SA	5												5
WA	25												25
TAS	4												4
NT	0												0
ACT	0												0
AUSTRALIA	123												123

Mean Transplantation Procedures

	Jan	Feb	Mar	Apr	May	Jun	Jul	Aug	Sep	Oct	Nov	Dec	Total
NSW	2.9												2.9
VIC	2.8												2.8
QLD	0.0												0.0
SA	1.3												1.3
WA	3.1												3.1
TAS	4.0												4.0
NT	0.0												0.0
ACT	0.0												0.0
AUSTRALIA	2.8												2.8

Numerator = Total Procedures

Denominator = Total Actual Donors (definition 1 on page 2)

Multiorgan Transplantation

	Jan	Feb	Mar	Apr	May	Jun	Jul	Aug	Sep	Oct	Nov	Dec	Total
KIDNEY+LIVER	1												1
KIDNEY+PANCREAS	5												5
TOTAL	6												6

Transplantation by Organ Type

The following monthly totals represent the number of transplant procedures by organ type. Multiple organ transplantation is counted under each transplant type. (Refer to Method section on page 3).

Total Kidney Transplants

	Jan	Feb	Mar	Apr	May	Jun	Jul	Aug	Sep	Oct	Nov	Dec	Total
NSW	22												22
VIC	24												24
QLD	0												0
SA	4												4
WA	14												14
TAS	2												2
NT	0												0
ACT	0												0
AUSTRALIA	66												66

Single Kidney (=1), Double adult/En bloc (=1) and
Kidney + any Other Organ (=1)

Kidney (Single) Transplants

	Jan	Feb	Mar	Apr	May	Jun	Jul	Aug	Sep	Oct	Nov	Dec	Total
NSW	20												20
VIC	20												20
QLD	0												0
SA	4												4
WA	14												14
TAS	2												2
NT	0												0
ACT	0												0
AUSTRALIA	60												60

Kidney (Double Adult/En bloc) Transplants

	Jan	Feb	Mar	Apr	May	Jun	Jul	Aug	Sep	Oct	Nov	Dec	Total
NSW	0												0
VIC	0												0
QLD	0												0
SA	0												0
WA	0												0
TAS	0												0
NT	0												0
ACT	0												0
AUSTRALIA	0												0

Australia and New Zealand Organ Donation Registry

Kidney (+ any Other Organ) Transplants

Counts of multiorgan transplants utilising at least one kidney are excluded from the above counts.

	Jan	Feb	Mar	Apr	May	Jun	Jul	Aug	Sep	Oct	Nov	Dec	Total
KIDNEY+LIVER		1											1
KIDNEY+PANCREAS		5											5
TOTAL		6											6

Total Liver Transplants

	Jan	Feb	Mar	Apr	May	Jun	Jul	Aug	Sep	Oct	Nov	Dec	Total
NSW	12												12
VIC	7												7
QLD	0												0
SA	1												1
WA	3												3
TAS	1												1
NT	0												0
ACT	0												0
AUSTRALIA	24												24

Whole Liver (=1), Split Left (=1), Split Right (=1)
 Reduced Size (=1) and Liver + any Other Organ (=1)

Liver (Whole) Transplants

	Jan	Feb	Mar	Apr	May	Jun	Jul	Aug	Sep	Oct	Nov	Dec	Total
NSW	8												8
VIC	6												6
QLD	0												0
SA	1												1
WA	3												3
TAS	1												1
NT	0												0
ACT	0												0
AUSTRALIA	19												19

Liver (Split) Transplants

	Jan	Feb	Mar	Apr	May	Jun	Jul	Aug	Sep	Oct	Nov	Dec	Total
NSW	4												4
VIC	0												0
QLD	0												0
SA	0												0
WA	0												0
TAS	0												0
NT	0												0
ACT	0												0
AUSTRALIA	4												4

Australia and New Zealand Organ Donation Registry

Liver (Reduced Size) Transplants

	Jan	Feb	Mar	Apr	May	Jun	Jul	Aug	Sep	Oct	Nov	Dec	Total
NSW	0												0
VIC	0												0
QLD	0												0
SA	0												0
WA	0												0
TAS	0												0
NT	0												0
ACT	0												0
AUSTRALIA	0												0

Liver (+ any Other Organ) Transplants

Counts of multiorgan transplants utilising a liver are excluded from the above counts.

	Jan	Feb	Mar	Apr	May	Jun	Jul	Aug	Sep	Oct	Nov	Dec	Total
LIVER+KIDNEY	1												1
TOTAL	1												1

Total Heart Transplants

	Jan	Feb	Mar	Apr	May	Jun	Jul	Aug	Sep	Oct	Nov	Dec	Total
NSW	4												4
VIC	4												4
QLD	0												0
SA	0												0
WA	2												2
TAS	1												1
NT	0												0
ACT	0												0
AUSTRALIA	11												11

Heart only (=1) and Heart + any Other Organ (=1)

Heart (Only) Transplants

	Jan	Feb	Mar	Apr	May	Jun	Jul	Aug	Sep	Oct	Nov	Dec	Total
NSW	4												4
VIC	4												4
QLD	0												0
SA	0												0
WA	2												2
TAS	1												1
NT	0												0
ACT	0												0
AUSTRALIA	11												11

Australia and New Zealand Organ Donation Registry

Total Lung Transplants

	Jan	Feb	Mar	Apr	May	Jun	Jul	Aug	Sep	Oct	Nov	Dec	Total
NSW	1												1
VIC	10												10
QLD	0												0
SA	0												0
WA	6												6
TAS	0												0
NT	0												0
ACT	0												0
AUSTRALIA	17												17

Single Lung (=1), Double Lung (=1), Single Lung + any Other Organ (=1),
Double Lung + any Other Organ (=1)

Lung (Double) Transplants

	Jan	Feb	Mar	Apr	May	Jun	Jul	Aug	Sep	Oct	Nov	Dec	Total
NSW	1												1
VIC	9												9
QLD	0												0
SA	0												0
WA	2												2
TAS	0												0
NT	0												0
ACT	0												0
AUSTRALIA	12												12

Lung (Single) Transplants

	Jan	Feb	Mar	Apr	May	Jun	Jul	Aug	Sep	Oct	Nov	Dec	Total
NSW	0												0
VIC	1												1
QLD	0												0
SA	0												0
WA	4												4
TAS	0												0
NT	0												0
ACT	0												0
AUSTRALIA	5												5

Total Pancreas Transplants

	Jan	Feb	Mar	Apr	May	Jun	Jul	Aug	Sep	Oct	Nov	Dec	Total
NSW	2												2
VIC	3												3
QLD	0												0
SA	0												0
WA	0												0
TAS	0												0
NT	0												0
ACT	0												0
AUSTRALIA	5												5

Whole Pancreas (=1) and Pancreas + any Other Organ (=1)

Pancreas (Whole) Transplants

	Jan	Feb	Mar	Apr	May	Jun	Jul	Aug	Sep	Oct	Nov	Dec	Total
NSW	0												0
VIC	0												0
QLD	0												0
SA	0												0
WA	0												0
TAS	0												0
NT	0												0
ACT	0												0
AUSTRALIA	0												0

Pancreas (+ any Other Organ) Transplants

Counts of multiorgan transplants utilising a pancreas are excluded from the above counts.

	Jan	Feb	Mar	Apr	May	Jun	Jul	Aug	Sep	Oct	Nov	Dec	Total
PANCREAS+KIDNEY	5												5
TOTAL	5												5

Total Stomach Intestine Transplant Recipients

	Jan	Feb	Mar	Apr	May	Jun	Jul	Aug	Sep	Oct	Nov	Dec	Total
NSW	0												0
VIC	0												0
QLD	0												0
SA	0												0
WA	0												0
TAS	0												0
NT	0												0
ACT	0												0
AUSTRALIA	0												0

Stomach Intestine (=1) and Stomach Intestine + any Other Organ (=1)

Activity Summary: Donation Following Circulatory Death

(See definition 2 on page 2)

Actual Organ Donors following Circulatory Death

Actual deceased organ donors according to definition 1 on page 2.

	Jan	Feb	Mar	Apr	May	Jun	Jul	Aug	Sep	Oct	Nov	Dec	Total
NSW	1												1
VIC	7												7
QLD	0												0
SA	1												1
WA	4												4
TAS	0												0
NT	0												0
ACT	0												0
AUSTRALIA	13												13

Transplant Recipients from Donors following Circulatory Death

The following monthly totals represent the number of transplant recipients from deceased organ donors following circulatory death.

	Jan	Feb	Mar	Apr	May	Jun	Jul	Aug	Sep	Oct	Nov	Dec	Total
NSW	2												2
VIC	13												13
QLD	0												0
SA	1												1
WA	8												8
TAS	0												0
NT	0												0
ACT	0												0
AUSTRALIA	24												24

Recipients transplanted with one or more organs are counted as one.

Organs Transplanted from Donors following Circulatory Death

The following monthly totals of organs represent the number of organs transplanted from deceased donors following circulatory death.

	Jan	Feb	Mar	Apr	May	Jun	Jul	Aug	Sep	Oct	Nov	Dec	Total
NSW	2												2
VIC	16												16
QLD	0												0
SA	1												1
WA	9												9
TAS	0												0
NT	0												0
ACT	0												0
AUSTRALIA	28												28

Each organ is counted individually regardless of the type of transplantation performed.

Organs Transplanted by Organ Type from Donors following Circulatory Death

Kidney

	Jan	Feb	Mar	Apr	May	Jun	Jul	Aug	Sep	Oct	Nov	Dec	Total
NSW	2												2
VIC	10												10
QLD	0												0
SA	1												1
WA	6												6
TAS	0												0
NT	0												0
ACT	0												0
AUSTRALIA	19												19

Single Kidney = 1 Organ Count

Double Kidney (Double adult/En bloc) = 2 Organ Counts

Liver

	Jan	Feb	Mar	Apr	May	Jun	Jul	Aug	Sep	Oct	Nov	Dec	Total
NSW	0												0
VIC	0												0
QLD	0												0
SA	0												0
WA	0												0
TAS	0												0
NT	0												0
ACT	0												0
AUSTRALIA	0												0

Whole Liver = 1 Organ Count, even if the liver is later split or reduced in size for transplantation.

Heart

	Jan	Feb	Mar	Apr	May	Jun	Jul	Aug	Sep	Oct	Nov	Dec	Total
NSW	0												0
VIC	0												0
QLD	0												0
SA	0												0
WA	0												0
TAS	0												0
NT	0												0
ACT	0												0
AUSTRALIA	0												0

Heart = 1 Organ Count, Heart + Other Organ = 1 Heart Count

Australia and New Zealand Organ Donation Registry

Lung

	Jan	Feb	Mar	Apr	May	Jun	Jul	Aug	Sep	Oct	Nov	Dec	Total
NSW	0												0
VIC	6												6
QLD	0												0
SA	0												0
WA	3												3
TAS	0												0
NT	0												0
ACT	0												0
AUSTRALIA	9												9

Single Lung = 1 Organ Count, Double Lung = 2 Organ Counts

Pancreas

	Jan	Feb	Mar	Apr	May	Jun	Jul	Aug	Sep	Oct	Nov	Dec	Total
NSW	0												0
VIC	0												0
QLD	0												0
SA	0												0
WA	0												0
TAS	0												0
NT	0												0
ACT	0												0
AUSTRALIA	0												0

Whole Pancreas = 1 Organ Count

Pancreas used for pancreas islets transplantation is excluded from this count.

Stomach Intestine

	Jan	Feb	Mar	Apr	May	Jun	Jul	Aug	Sep	Oct	Nov	Dec	Total
NSW	0												0
VIC	0												0
QLD	0												0
SA	0												0
WA	0												0
TAS	0												0
NT	0												0
ACT	0												0
AUSTRALIA	0												0

Stomach Intestine = 1 Organ Count

Stomach Intestine + Other Organ = 1 Organ Count

Transplantation of Organs from Donors following Circulatory Death

Total Transplantation Procedures

	Jan	Feb	Mar	Apr	May	Jun	Jul	Aug	Sep	Oct	Nov	Dec	Total
NSW	2												2
VIC	13												13
QLD	0												0
SA	1												1
WA	8												8
TAS	0												0
NT	0												0
ACT	0												0
AUSTRALIA	24												24

Transplantation by Organ Type from Donors following Circulatory Death

Total Kidney Transplants

	Jan	Feb	Mar	Apr	May	Jun	Jul	Aug	Sep	Oct	Nov	Dec	Total
NSW	2												2
VIC	10												10
QLD	0												0
SA	1												1
WA	6												6
TAS	0												0
NT	0												0
ACT	0												0
AUSTRALIA	19												19

Single Kidney (=1), Double adult/En bloc (=1) and
Kidney + any Other Organ (=1)

Kidney (Single) Transplants

	Jan	Feb	Mar	Apr	May	Jun	Jul	Aug	Sep	Oct	Nov	Dec	Total
NSW	2												2
VIC	10												10
QLD	0												0
SA	1												1
WA	6												6
TAS	0												0
NT	0												0
ACT	0												0
AUSTRALIA	19												19

Australia and New Zealand Organ Donation Registry

Kidney (Double Adult/En bloc) Transplants

	Jan	Feb	Mar	Apr	May	Jun	Jul	Aug	Sep	Oct	Nov	Dec	Total
NSW	0												0
VIC	0												0
QLD	0												0
SA	0												0
WA	0												0
TAS	0												0
NT	0												0
ACT	0												0
AUSTRALIA	0												0

Kidney (+ any Other Organ) Transplants

Counts of multiorgan transplants utilising at least one kidney are excluded from the above counts.

	Jan	Feb	Mar	Apr	May	Jun	Jul	Aug	Sep	Oct	Nov	Dec	Total
KIDNEY+LIVER	0												0
KIDNEY+PANCREAS	0												0
TOTAL	0												0

Australia and New Zealand Organ Donation Registry

Total Liver Transplants

	Jan	Feb	Mar	Apr	May	Jun	Jul	Aug	Sep	Oct	Nov	Dec	Total
NSW	0												0
VIC	0												0
QLD	0												0
SA	0												0
WA	0												0
TAS	0												0
NT	0												0
ACT	0												0
AUSTRALIA	0												0

Whole Liver (=1), Split Left (=1), Split Right (=1)
Reduced Size (=1) and Liver + any Other Organ (=1)

Liver (Whole) Transplants

	Jan	Feb	Mar	Apr	May	Jun	Jul	Aug	Sep	Oct	Nov	Dec	Total
NSW	0												0
VIC	0												0
QLD	0												0
SA	0												0
WA	0												0
TAS	0												0
NT	0												0
ACT	0												0
AUSTRALIA	0												0

Liver (Split) Transplants

	Jan	Feb	Mar	Apr	May	Jun	Jul	Aug	Sep	Oct	Nov	Dec	Total
NSW	0												0
VIC	0												0
QLD	0												0
SA	0												0
WA	0												0
TAS	0												0
NT	0												0
ACT	0												0
AUSTRALIA	0												0

Australia and New Zealand Organ Donation Registry

Liver (Reduced Size) Transplants

	Jan	Feb	Mar	Apr	May	Jun	Jul	Aug	Sep	Oct	Nov	Dec	Total
NSW	0												0
VIC	0												0
QLD	0												0
SA	0												0
WA	0												0
TAS	0												0
NT	0												0
ACT	0												0
AUSTRALIA	0												0

Liver (+ any Other Organ) Transplants

Counts of multiorgan transplants utilising a liver are excluded from the above counts.

	Jan	Feb	Mar	Apr	May	Jun	Jul	Aug	Sep	Oct	Nov	Dec	Total
LIVER+KIDNEY	0												0
TOTAL	0												0

Total Heart Transplants

	Jan	Feb	Mar	Apr	May	Jun	Jul	Aug	Sep	Oct	Nov	Dec	Total
NSW	0												0
VIC	0												0
QLD	0												0
SA	0												0
WA	0												0
TAS	0												0
NT	0												0
ACT	0												0
AUSTRALIA	0												0

Heart only (=1) and Heart + any Other Organ (=1)

Heart (Only) Transplants

	Jan	Feb	Mar	Apr	May	Jun	Jul	Aug	Sep	Oct	Nov	Dec	Total
NSW	0												0
VIC	0												0
QLD	0												0
SA	0												0
WA	0												0
TAS	0												0
NT	0												0
ACT	0												0
AUSTRALIA	0												0

Australia and New Zealand Organ Donation Registry

Total Lung Transplants

	Jan	Feb	Mar	Apr	May	Jun	Jul	Aug	Sep	Oct	Nov	Dec	Total
NSW	0												0
VIC	3												3
QLD	0												0
SA	0												0
WA	2												2
TAS	0												0
NT	0												0
ACT	0												0
AUSTRALIA	5												5

Single Lung (=1), Double Lung (=1), Single Lung + any Other Organ (=1),
Double Lung + any Other Organ (=1)

Lung (Double) Transplants

	Jan	Feb	Mar	Apr	May	Jun	Jul	Aug	Sep	Oct	Nov	Dec	Total
NSW	0												0
VIC	3												3
QLD	0												0
SA	0												0
WA	1												1
TAS	0												0
NT	0												0
ACT	0												0
AUSTRALIA	4												4

Lung (Single) Transplants

	Jan	Feb	Mar	Apr	May	Jun	Jul	Aug	Sep	Oct	Nov	Dec	Total
NSW	0												0
VIC	0												0
QLD	0												0
SA	0												0
WA	1												1
TAS	0												0
NT	0												0
ACT	0												0
AUSTRALIA	1												1

Australia and New Zealand Organ Donation Registry

Total Pancreas Transplants

	Jan	Feb	Mar	Apr	May	Jun	Jul	Aug	Sep	Oct	Nov	Dec	Total
NSW	0												0
VIC	0												0
QLD	0												0
SA	0												0
WA	0												0
TAS	0												0
NT	0												0
ACT	0												0
AUSTRALIA	0												0

Whole Pancreas (=1) and Pancreas + any Other Organ (=1)

Pancreas (Whole) Transplants

	Jan	Feb	Mar	Apr	May	Jun	Jul	Aug	Sep	Oct	Nov	Dec	Total
NSW	0												0
VIC	0												0
QLD	0												0
SA	0												0
WA	0												0
TAS	0												0
NT	0												0
ACT	0												0
AUSTRALIA	0												0

Pancreas (+ any Other Organ) Transplants

Counts of multiorgan transplants utilising a pancreas are included in the above counts.

	Jan	Feb	Mar	Apr	May	Jun	Jul	Aug	Sep	Oct	Nov	Dec	Total
PANCREAS+KIDNEY	0												0
TOTAL	0												0

Total Stomach Intestine Transplants

	Jan	Feb	Mar	Apr	May	Jun	Jul	Aug	Sep	Oct	Nov	Dec	Total
NSW	0												0
VIC	0												0
QLD	0												0
SA	0												0
WA	0												0
TAS	0												0
NT	0												0
ACT	0												0
AUSTRALIA	0												0

Stomach Intestine (=1) and Stomach Intestine + any Other Organ (=1)