



Eye and Tissue Donation in Australia

Monthly Report

September 2019

Preliminary Data

Data collected from Australian Eye and Tissue Banks
This report supersedes any monthly interim summaries previously released for 2019

Produced 14 November 2019 4:30 PM
Data Received by ANZOD up to 13 November 2019

Contents

1	Acknowledgements	4
2	Counting Methodology	5
3	Eye and Tissue Donors	6
3.1	Unique Tissue Donors	6
3.2	Eye Donors	13
4	Tissue Donations	19
5	Notified Tissue Grafts Implanted	25
6	Notified Tissue Graft Recipients	29
7	Glossary and Definitions	32
8	Contributors	34

List of Figures

1	Unique Tissue Donors by Month, 2019	6
2	Unique Tissue Donors by Month and Jurisdiction, 2019	7
3	Unique Tissue Donors by Month and Donor Type, 2019	8
4	Unique Tissue Donors by Month and Gender, 2019	9
5	Unique Tissue Donors by Month and Age Range, 2019	10
6	Unique Tissue Donors by Age Range and Donor Type, 2019	11
7	Unique Tissue Donors by Age Range and Gender, 2019	12
8	Eye Donors by Month, 2019	13
9	Eye Donors by Month and Jurisdiction, 2019	14
10	Eye Donors by Month and Gender, 2019	15
11	Eye Donors by Month and Age Range, 2019	16
12	Eye Donors by Age Range and Gender, 2019	17
13	Eye Donors by Month and Donor Category, 2019	18
14	Tissue Donations by Month, 2019	19
15	Tissue Donations by Month and Jurisdiction, 2019	20
16	Tissue Donations by Month and Donor Type, 2019	21
17	Tissue Donations by Month and Gender, 2019	24
18	Notified Tissue Grafts Implanted by Month, 2019	25
19	Notified Tissue Grafts Implanted by Month and Tissue Type, 2019	26
20	Notified Eye Tissue Graft Transplants by Month, 2019	27
21	Notified Tissue Graft Recipients by Month, 2019	29
22	Notified Tissue Graft Recipients by Month and Tissue Type, 2019	30
23	Pancreas Islet Recipients by Month, 2019	31

List of Tables

1	Unique Tissue Donors by Jurisdiction of Retrieval and Month, 2019	7
2	Unique Living Tissue Donors by Jurisdiction of Retrieval and Month, 2019	8
3	Unique Deceased Tissue Donors by Jurisdiction of Retrieval and Month, 2019	8
4	Unique Female Tissue Donors by Jurisdiction of Retrieval and Month, 2019	9
5	Unique Male Tissue Donors by Jurisdiction of Retrieval and Month, 2019	9
6	Unique Tissue Donors by Jurisdiction of Retrieval and Age Range, 2019	10
7	Unique Living Tissue Donors by Jurisdiction of Retrieval and Age Range, 2019	11
8	Unique Deceased Tissue Donors by Jurisdiction of Retrieval and Age Range, 2019	11
9	Unique Female Tissue Donors by Jurisdiction of Retrieval and Age Range, 2019	12
10	Unique Male Tissue Donors by Jurisdiction of Retrieval and Age Range, 2019	12
11	Eye Donors by Jurisdiction of Retrieval and Month, 2019	14
12	Female Eye Donors by Jurisdiction of Retrieval and Month, 2019	15
13	Male Eye Donors by Jurisdiction of Retrieval and Month, 2019	15
14	Eye Donors by Jurisdiction of Retrieval and Age Range, 2019	16
15	Female Eye Donors by Jurisdiction of Retrieval and Age Range, 2019	17
16	Male Eye Donors by Jurisdiction of Retrieval and Age Range, 2019	17
17	Eye Donors by Jurisdiction of Retrieval and Donor Category, 2019	18
18	Tissue Donations by Jurisdiction of Retrieval and Month, 2019	20
19	Living Tissue Donations by Jurisdiction of Retrieval and Month, 2019	21
20	Living Tissue Donations by Jurisdiction of Retrieval and Tissue Type, 2019	22
21	Deceased Tissue Donations by Jurisdiction of Retrieval and Month, 2019	22
22	Deceased Tissue Donations by Jurisdiction of Retrieval and Donor Category, 2019	22
23	Intended Solid Organ Donor Who Became Eyes and Tissue Donors, 2019	23
24	Female Tissue Donations by Jurisdiction of Retrieval and Month, 2019	24
25	Male Tissue Donations by Jurisdiction of Retrieval and Month, 2019	24
26	Notified Tissue Grafts Implanted by Jurisdiction of Retrieving Bank and Month, 2019	25
27	Notified Tissue Grafts Implanted by Jurisdiction of Retrieving Bank and Tissue Type, 2019	26
28	Notified Eye Tissue Graft Transplants by Jurisdiction of Retrieving Bank and Month, 2019	27
29	Cornea Graft Transplants by Jurisdiction of Retrieving Bank and Month, 2019	28
30	Sclera Unit Graft Transplants by Jurisdiction of Retrieving Bank and Month, 2019	28
31	Notified Tissue Graft Recipients by Jurisdiction of Retrieving Bank and Month, 2019	29
32	Notified Tissue Graft Recipients by Jurisdiction of Retrieving Bank and Tissue Type, 2019	30
33	Pancreas Islet Graft Recipients by Transplant Jurisdiction and Month, 2019	31

1 Acknowledgements

According to the Eye Bank Association of Australia and New Zealand (EBAANZ), since the end of 2011, the number of corneal transplants in Australia each year has exceeded the number of new patients requiring transplants each year. This means the current demand for corneal transplants in Australia is being met and should be noted when comparing 2019 corneal transplantation numbers to previous years published.

2 Counting Methodology

Each eye and tissue bank uses a Minimum Data Set Template (MDS) to provide the Registry de-identified donor information for each tissue type, as well as aggregate data for reporting of notified tissue graft implants and notified tissue graft recipients.

Data received undergoes reconciliation and cross checking between the solid organ sector (ANZOD), the eye sector (participating eye banks) and the tissue sector (participating tissue banks) to ensure accuracy at the time of reporting.

The Registry declares:

- All donations of eye tissue have come from deceased donors.
- Eye donors include those who have donated 2 whole eyes, 2 corneas or one whole eye or one cornea.
- Eye and Tissue Graft Implants and Transplant Recipient data includes transplant events that have occurred in a different jurisdiction to where the tissue was donated.
- Graft Implants and Transplant Recipient data may or may not be a direct outcome of tissue donations reported for the month, as tissue can be stored for a period of time before the graft is implanted.
- Outcome data does not capture tissue that has been supplied for implant but not yet notified as implanted to the distributing tissue bank.

3 Eye and Tissue Donors

3.1 Unique Tissue Donors

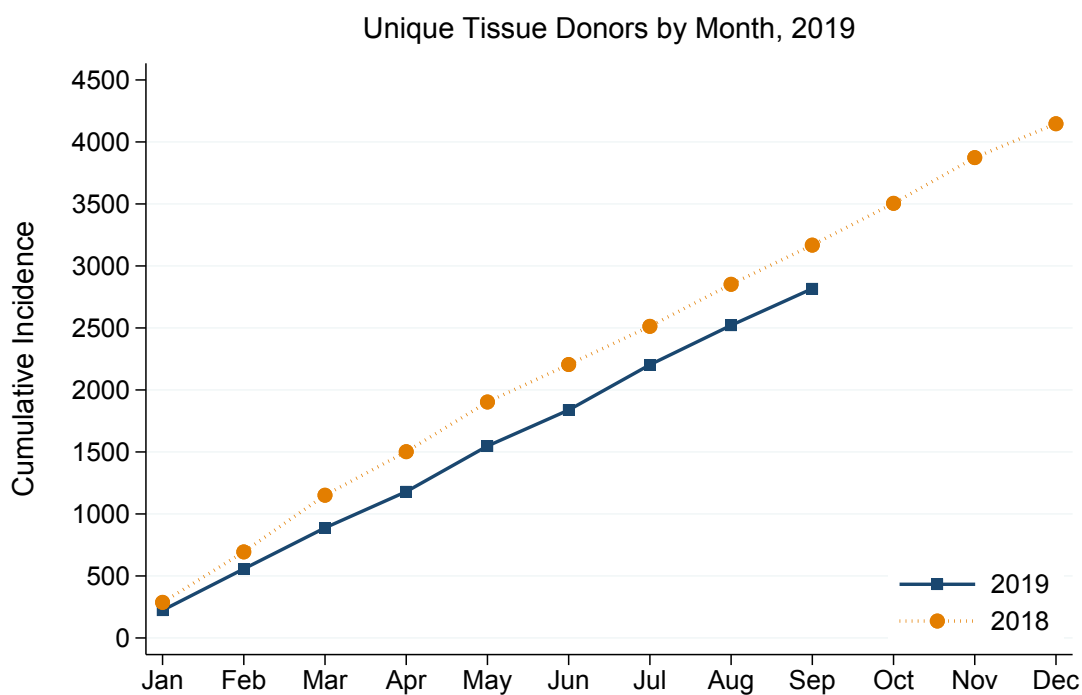


Figure 1: Unique Tissue Donors by Month, 2019

Eye and Tissue Donation Registry

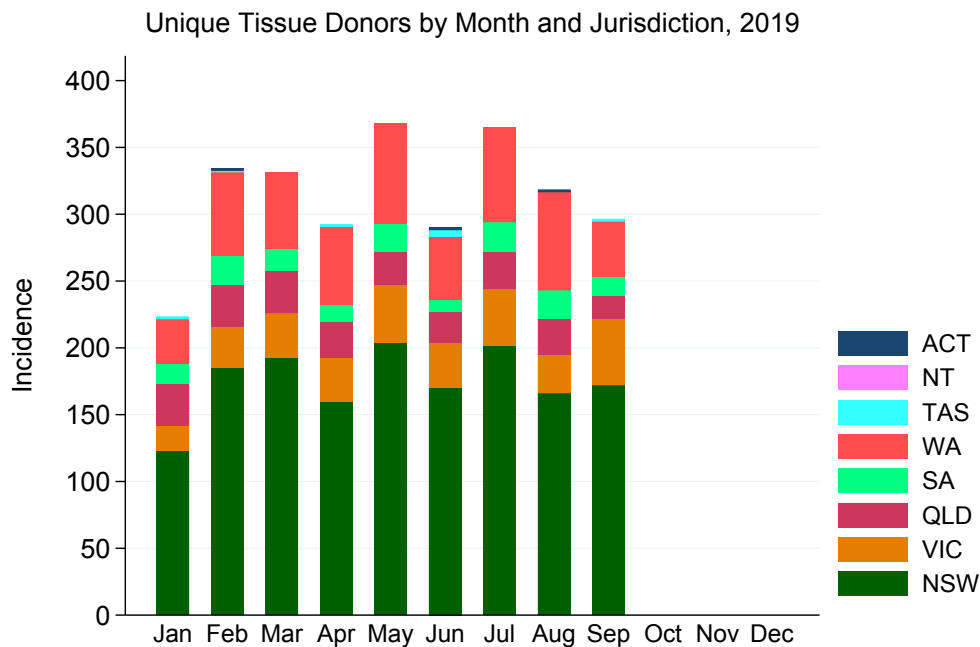


Figure 2: Unique Tissue Donors by Month and Jurisdiction, 2019

Table 1: Unique Tissue Donors by Jurisdiction of Retrieval and Month, 2019

	Jan	Feb	Mar	Apr	May	Jun	Jul	Aug	Sep	Oct	Nov	Dec	Total
NSW	123	185	193	160	204	170	202	166	172				1575
VIC	19	31	33	33	43	34	42	29	50				314
QLD	31	31	32	27	25	23	28	27	17				241
SA	15	22	16	12	21	9	22	21	14				152
WA	34	63	57	59	75	47	71	74	42				522
TAS	1	1	0	1	0	5	0	0	1				9
NT	0	0	0	0	0	0	0	0	0				0
ACT	0	1	0	0	0	2	0	1	0				4
AUSTRALIA	223	334	331	292	368	290	365	318	296				2817

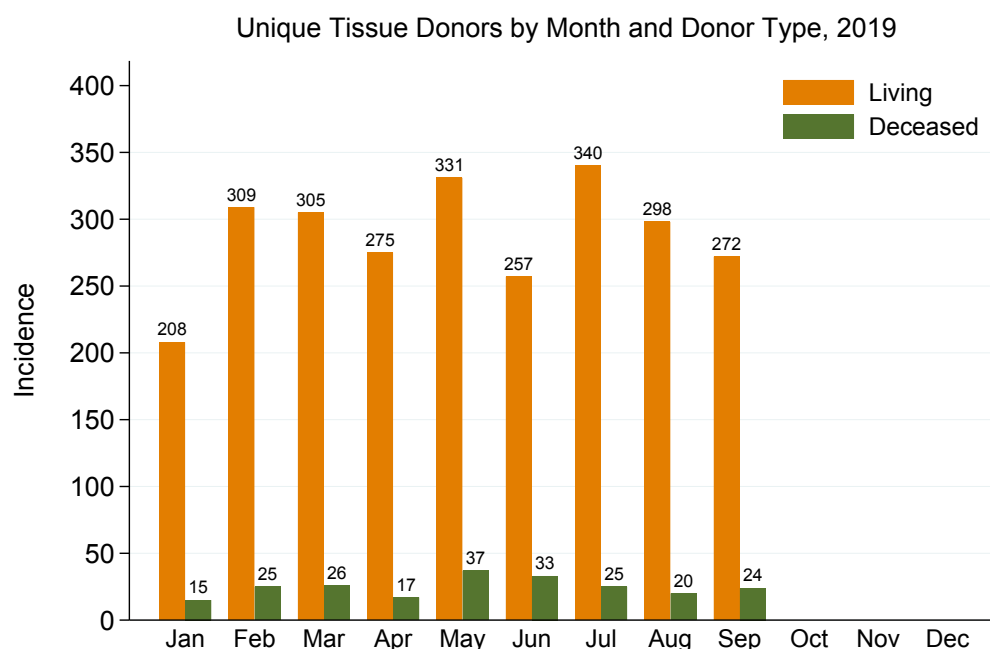


Figure 3: Unique Tissue Donors by Month and Donor Type, 2019

Table 2: Unique Living Tissue Donors by Jurisdiction of Retrieval and Month, 2019

	Jan	Feb	Mar	Apr	May	Jun	Jul	Aug	Sep	Oct	Nov	Dec	Total
NSW	120	176	185	154	190	160	193	162	163				1503
VIC	15	29	26	30	33	29	36	24	43				265
QLD	25	21	24	22	15	8	19	18	11				163
SA	15	20	14	12	20	9	22	20	14				146
WA	33	62	56	57	73	46	70	74	40				511
TAS	0	1	0	0	0	5	0	0	1				7
NT	0	0	0	0	0	0	0	0	0				0
ACT	0	0	0	0	0	0	0	0	0				0
AUSTRALIA	208	309	305	275	331	257	340	298	272				2595

Table 3: Unique Deceased Tissue Donors by Jurisdiction of Retrieval and Month, 2019

	Jan	Feb	Mar	Apr	May	Jun	Jul	Aug	Sep	Oct	Nov	Dec	Total
NSW	3	9	8	6	14	10	9	4	9				72
VIC	4	2	7	3	10	5	6	5	7				49
QLD	6	10	8	5	10	15	9	9	6				78
SA	0	2	2	0	1	0	0	1	0				6
WA	1	1	1	2	2	1	1	0	2				11
TAS	1	0	0	1	0	0	0	0	0				2
NT	0	0	0	0	0	0	0	0	0				0
ACT	0	1	0	0	0	2	0	1	0				4
AUSTRALIA	15	25	26	17	37	33	25	20	24				222

Eye and Tissue Donation Registry

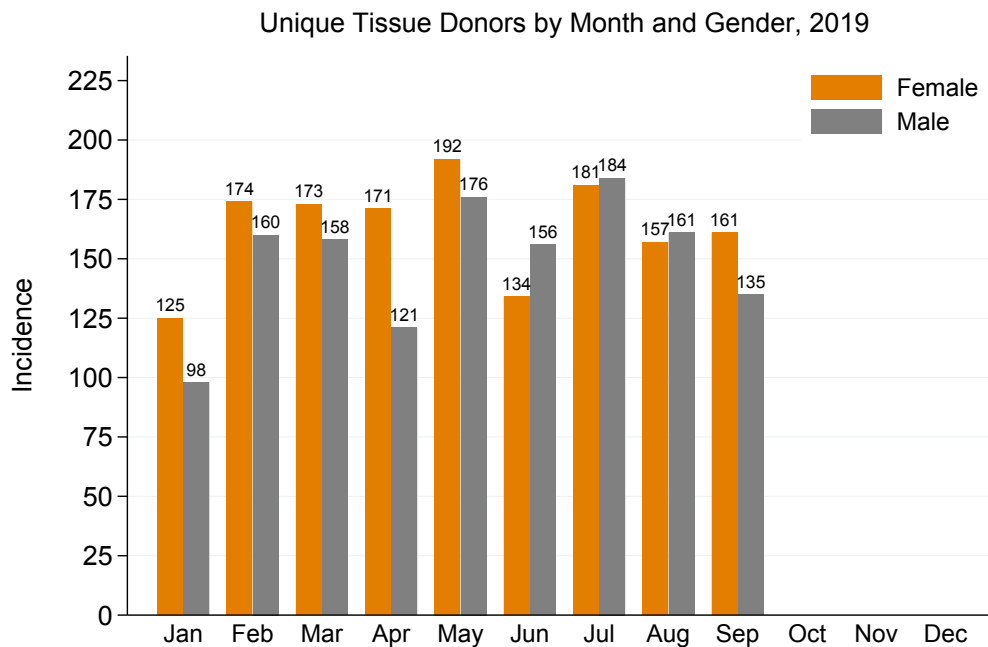


Figure 4: Unique Tissue Donors by Month and Gender, 2019

Table 4: Unique Female Tissue Donors by Jurisdiction of Retrieval and Month, 2019

	Jan	Feb	Mar	Apr	May	Jun	Jul	Aug	Sep	Oct	Nov	Dec	Total
NSW	72	98	106	86	116	77	102	88	94				839
VIC	10	14	11	21	16	17	22	11	28				150
QLD	14	12	11	14	7	5	11	10	8				92
SA	6	7	12	6	8	5	9	11	7				71
WA	23	42	33	43	45	28	37	37	24				312
TAS	0	0	0	1	0	1	0	0	0				2
NT	0	0	0	0	0	0	0	0	0				0
ACT	0	1	0	0	0	1	0	0	0				2
AUSTRALIA	125	174	173	171	192	134	181	157	161				1468

Table 5: Unique Male Tissue Donors by Jurisdiction of Retrieval and Month, 2019

	Jan	Feb	Mar	Apr	May	Jun	Jul	Aug	Sep	Oct	Nov	Dec	Total
NSW	51	87	87	74	88	93	100	78	78				736
VIC	9	17	22	12	27	17	20	18	22				164
QLD	17	19	21	13	18	18	17	17	9				149
SA	9	15	4	6	13	4	13	10	7				81
WA	11	21	24	16	30	19	34	37	18				210
TAS	1	1	0	0	0	4	0	0	1				7
NT	0	0	0	0	0	0	0	0	0				0
ACT	0	0	0	0	0	1	0	1	0				2
AUSTRALIA	98	160	158	121	176	156	184	161	135				1349

Eye and Tissue Donation Registry

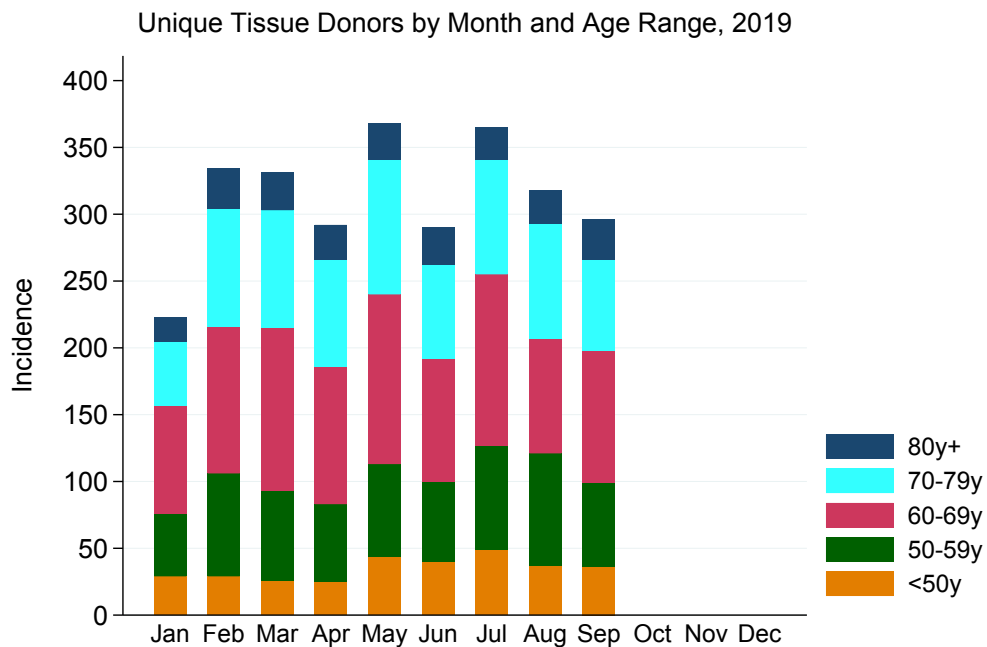


Figure 5: Unique Tissue Donors by Month and Age Range, 2019

Table 6: Unique Tissue Donors by Jurisdiction of Retrieval and Age Range, 2019

	<50y	50-59y	60-69y	70-79y	80y+	Total
NSW	164	312	513	444	142	1575
VIC	30	64	128	68	24	314
QLD	50	79	91	17	4	241
SA	14	25	43	41	29	152
WA	51	117	172	145	37	522
TAS	2	6	1	0	0	9
NT	0	0	0	0	0	0
ACT	4	0	0	0	0	4
AUSTRALIA	315	603	948	715	236	2817

Eye and Tissue Donation Registry

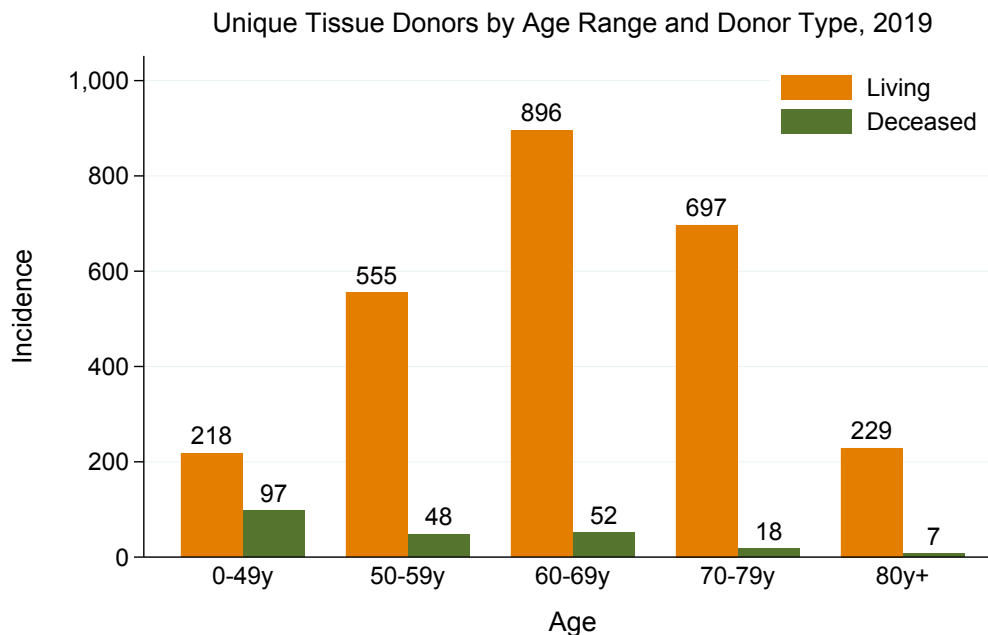


Figure 6: Unique Tissue Donors by Age Range and Donor Type, 2019

Table 7: Unique Living Tissue Donors by Jurisdiction of Retrieval and Age Range, 2019

	<50y	50-59y	60-69y	70-79y	80y+	Total
NSW	129	299	499	437	139	1503
VIC	12	47	114	68	24	265
QLD	22	65	70	6	0	163
SA	10	24	42	41	29	146
WA	44	115	170	145	37	511
TAS	1	5	1	0	0	7
NT	0	0	0	0	0	0
ACT	0	0	0	0	0	0
AUSTRALIA	218	555	896	697	229	2595

Table 8: Unique Deceased Tissue Donors by Jurisdiction of Retrieval and Age Range, 2019

	<50y	50-59y	60-69y	70-79y	80y+	Total
NSW	35	13	14	7	3	72
VIC	18	17	14	0	0	49
QLD	28	14	21	11	4	78
SA	4	1	1	0	0	6
WA	7	2	2	0	0	11
TAS	1	1	0	0	0	2
NT	0	0	0	0	0	0
ACT	4	0	0	0	0	4
AUSTRALIA	97	48	52	18	7	222

Eye and Tissue Donation Registry

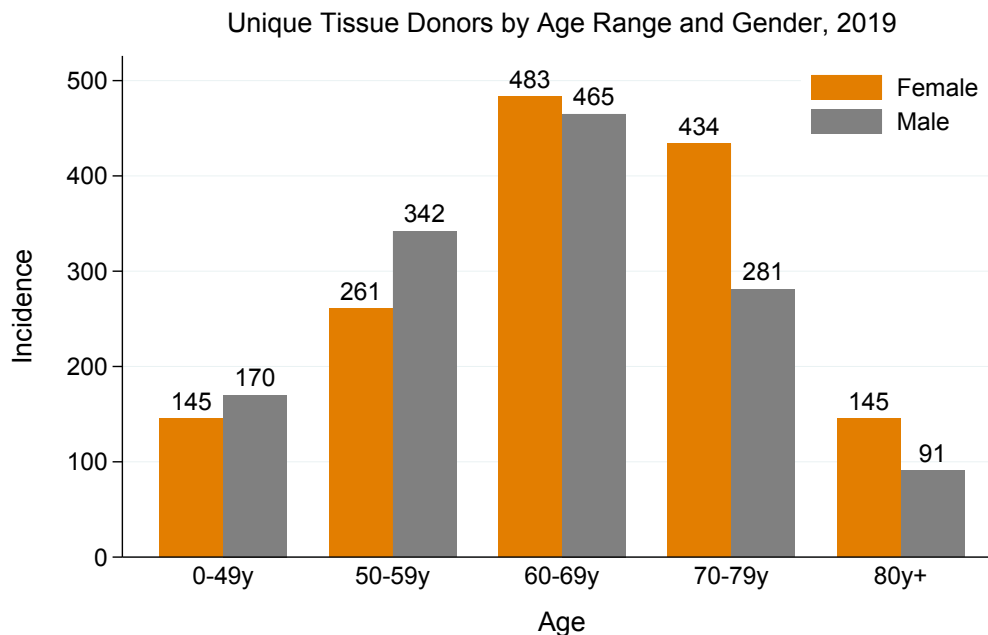


Figure 7: Unique Tissue Donors by Age Range and Gender, 2019

Table 9: Unique Female Tissue Donors by Jurisdiction of Retrieval and Age Range, 2019

	<50y	50-59y	60-69y	70-79y	80y+	Total
NSW	84	136	257	275	87	839
VIC	16	17	66	38	13	150
QLD	13	35	38	5	1	92
SA	5	12	19	20	15	71
WA	24	60	103	96	29	312
TAS	1	1	0	0	0	2
NT	0	0	0	0	0	0
ACT	2	0	0	0	0	2
AUSTRALIA	145	261	483	434	145	1468

Table 10: Unique Male Tissue Donors by Jurisdiction of Retrieval and Age Range, 2019

	<50y	50-59y	60-69y	70-79y	80y+	Total
NSW	80	176	256	169	55	736
VIC	14	47	62	30	11	164
QLD	37	44	53	12	3	149
SA	9	13	24	21	14	81
WA	27	57	69	49	8	210
TAS	1	5	1	0	0	7
NT	0	0	0	0	0	0
ACT	2	0	0	0	0	2
AUSTRALIA	170	342	465	281	91	1349

3.2 Eye Donors

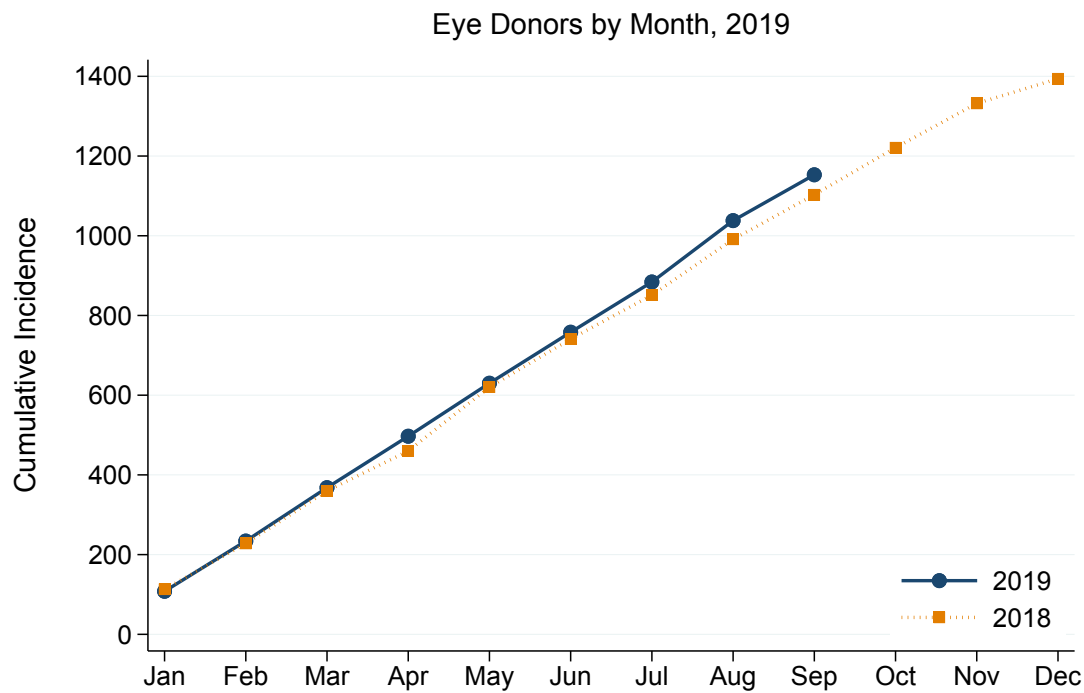


Figure 8: Eye Donors by Month, 2019

Eye and Tissue Donation Registry

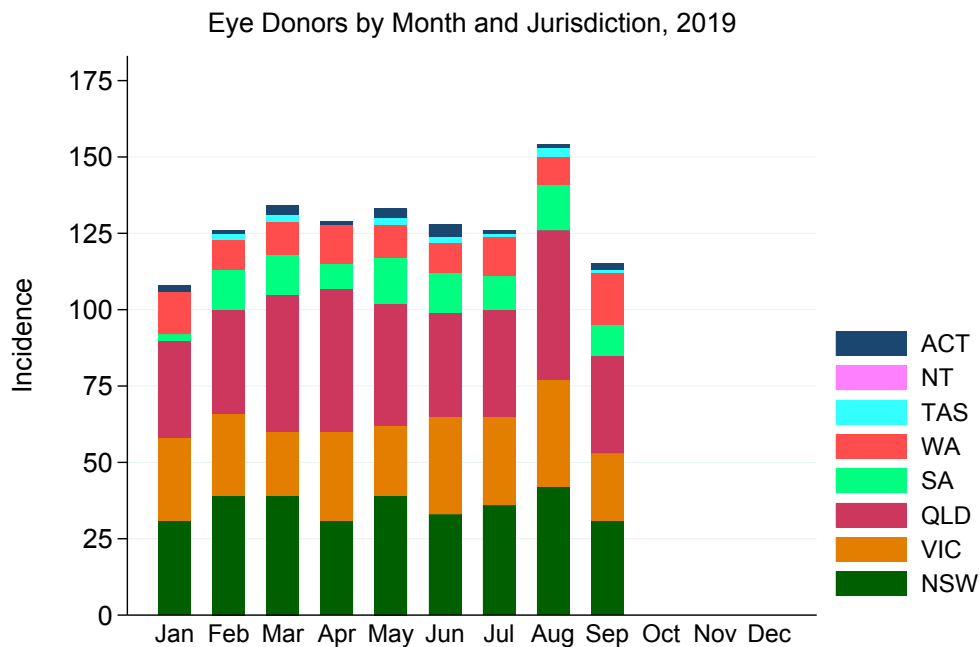


Figure 9: Eye Donors by Month and Jurisdiction, 2019

Table 11: Eye Donors by Jurisdiction of Retrieval and Month, 2019

	Jan	Feb	Mar	Apr	May	Jun	Jul	Aug	Sep	Oct	Nov	Dec	Total
NSW	31	39	39	31	39	33	36	42	31				321
VIC	27	27	21	29	23	32	29	35	22				245
QLD	32	34	45	47	40	34	35	49	32				348
SA	2	13	13	8	15	13	11	15	10				100
WA	14	10	11	13	11	10	13	9	17				108
TAS	0	2	2	0	2	2	1	3	1				13
NT	0	0	0	0	0	0	0	0	0				0
ACT	2	1	3	1	3	4	1	1	2				18
AUSTRALIA	108	126	134	129	133	128	126	154	115				1153

Eye and Tissue Donation Registry

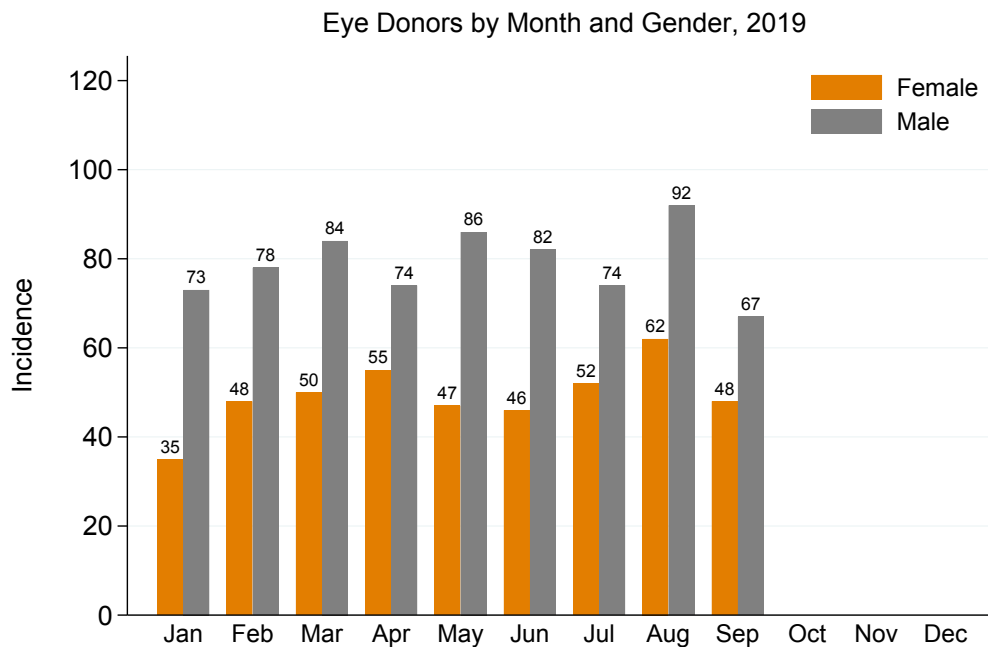


Figure 10: Eye Donors by Month and Gender, 2019

Table 12: Female Eye Donors by Jurisdiction of Retrieval and Month, 2019

	Jan	Feb	Mar	Apr	May	Jun	Jul	Aug	Sep	Oct	Nov	Dec	Total
NSW	8	17	14	13	17	10	15	20	10				124
VIC	9	9	7	15	10	12	13	10	10				95
QLD	15	13	16	18	14	12	12	22	15				137
SA	2	6	7	5	5	6	5	5	4				45
WA	0	3	3	4	1	4	6	3	8				32
TAS	0	0	1	0	0	1	0	2	1				5
NT	0	0	0	0	0	0	0	0	0				0
ACT	1	0	2	0	0	1	1	0	0				5
AUSTRALIA	35	48	50	55	47	46	52	62	48				443

Table 13: Male Eye Donors by Jurisdiction of Retrieval and Month, 2019

	Jan	Feb	Mar	Apr	May	Jun	Jul	Aug	Sep	Oct	Nov	Dec	Total
NSW	23	22	25	18	22	23	21	22	21				197
VIC	18	18	14	14	13	20	16	25	12				150
QLD	17	21	29	29	26	22	23	27	17				211
SA	0	7	6	3	10	7	6	10	6				55
WA	14	7	8	9	10	6	7	6	9				76
TAS	0	2	1	0	2	1	1	1	0				8
NT	0	0	0	0	0	0	0	0	0				0
ACT	1	1	1	1	3	3	0	1	2				13
AUSTRALIA	73	78	84	74	86	82	74	92	67				710

Eye and Tissue Donation Registry

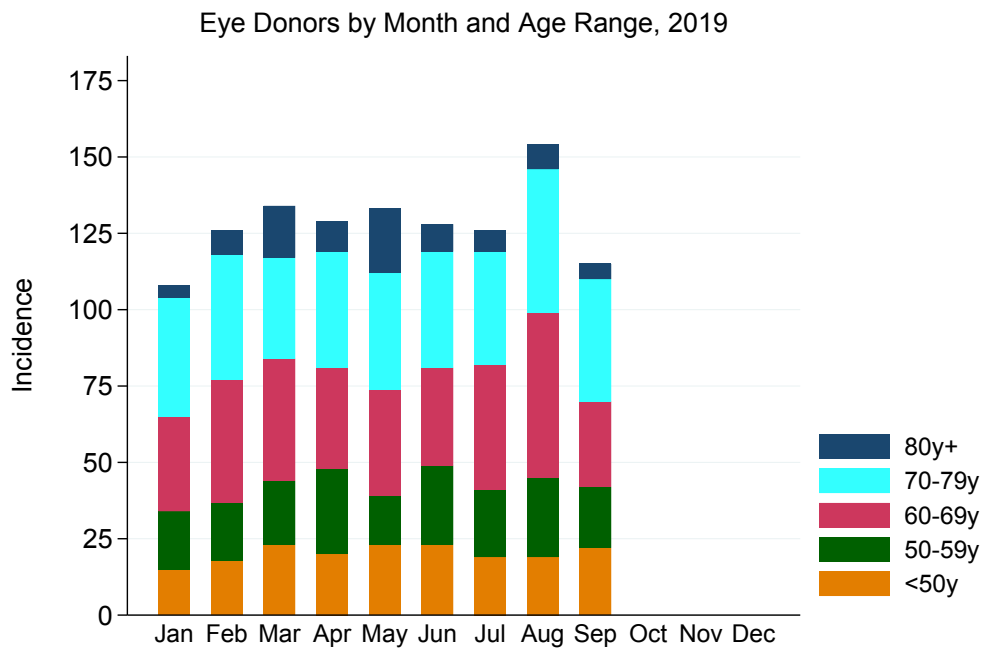


Figure 11: Eye Donors by Month and Age Range, 2019

Table 14: Eye Donors by Jurisdiction of Retrieval and Age Range, 2019

	<50y	50-59y	60-69y	70-79y	80y+	Total
NSW	49	40	82	101	49	321
VIC	49	39	74	78	5	245
QLD	41	59	96	123	29	348
SA	16	22	36	22	4	100
WA	24	30	37	17	0	108
TAS	2	4	5	2	0	13
NT	0	0	0	0	0	0
ACT	1	3	4	8	2	18
AUSTRALIA	182	197	334	351	89	1153

Eye and Tissue Donation Registry

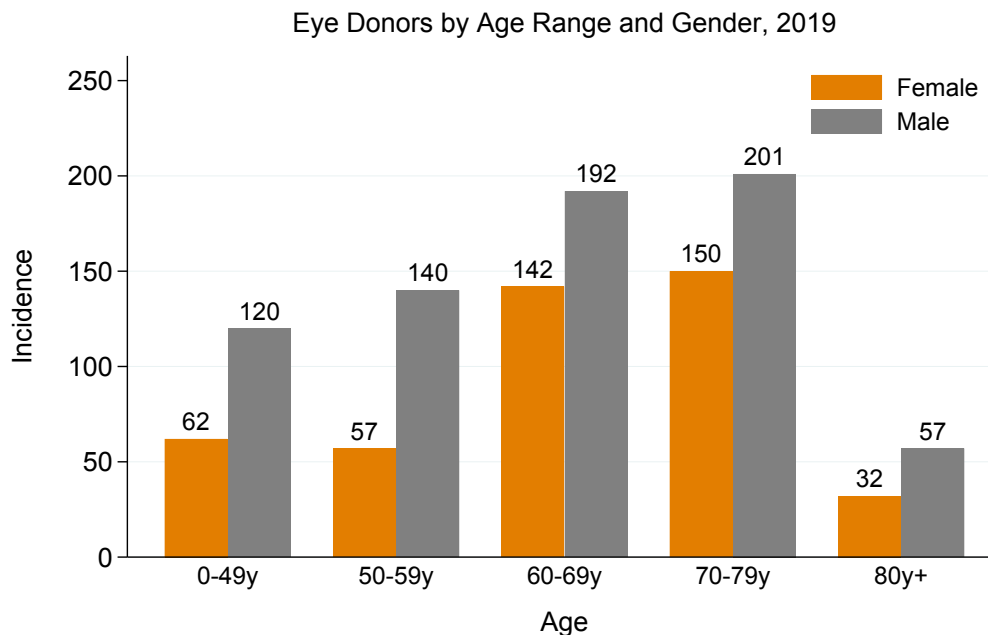


Figure 12: Eye Donors by Age Range and Gender, 2019

Table 15: Female Eye Donors by Jurisdiction of Retrieval and Age Range, 2019

	<50y	50-59y	60-69y	70-79y	80y+	Total
NSW	15	13	36	44	16	124
VIC	18	12	35	28	2	95
QLD	14	16	36	59	12	137
SA	7	6	20	10	2	45
WA	6	6	13	7	0	32
TAS	1	2	2	0	0	5
NT	0	0	0	0	0	0
ACT	1	2	0	2	0	5
AUSTRALIA	62	57	142	150	32	443

Table 16: Male Eye Donors by Jurisdiction of Retrieval and Age Range, 2019

	<50y	50-59y	60-69y	70-79y	80y+	Total
NSW	34	27	46	57	33	197
VIC	31	27	39	50	3	150
QLD	27	43	60	64	17	211
SA	9	16	16	12	2	55
WA	18	24	24	10	0	76
TAS	1	2	3	2	0	8
NT	0	0	0	0	0	0
ACT	0	1	4	6	2	13
AUSTRALIA	120	140	192	201	57	710

Eye and Tissue Donation Registry

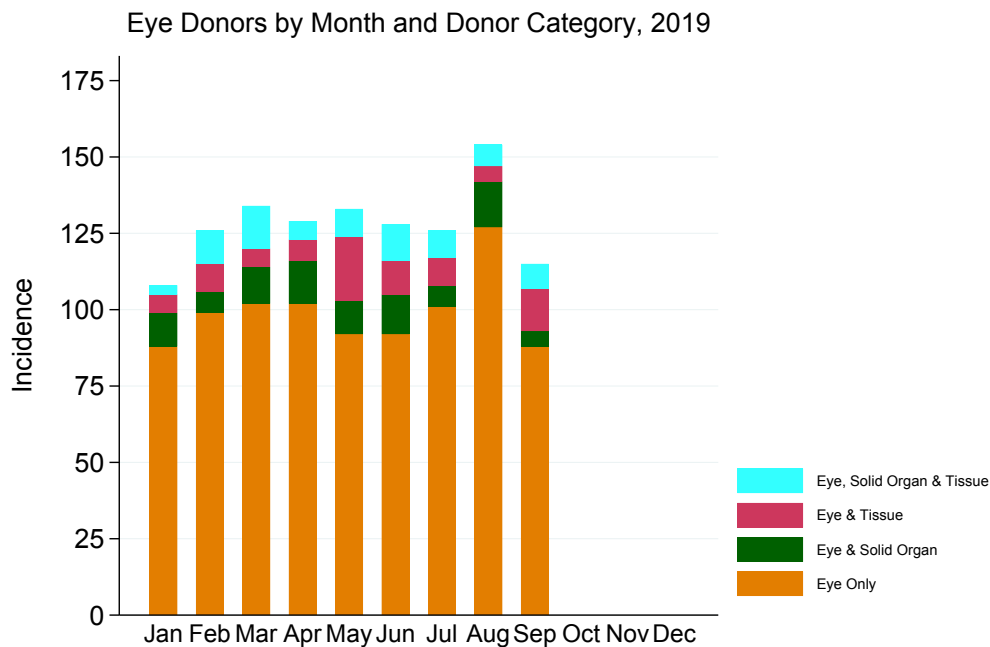


Figure 13: Eye Donors by Month and Donor Category, 2019

Table 17: Eye Donors by Jurisdiction of Retrieval and Donor Category, 2019

	Eye Only	Eye and Solid Organ	Eye and Tissue	Eye, Solid Organ and Tissue
NSW	253	17	23	28
VIC	170	35	23	17
QLD	278	9	38	23
SA	78	17	0	5
WA	88	11	4	5
TAS	7	6	0	0
ACT	17	0	0	1
AUSTRALIA	891	95	88	79

4 Tissue Donations

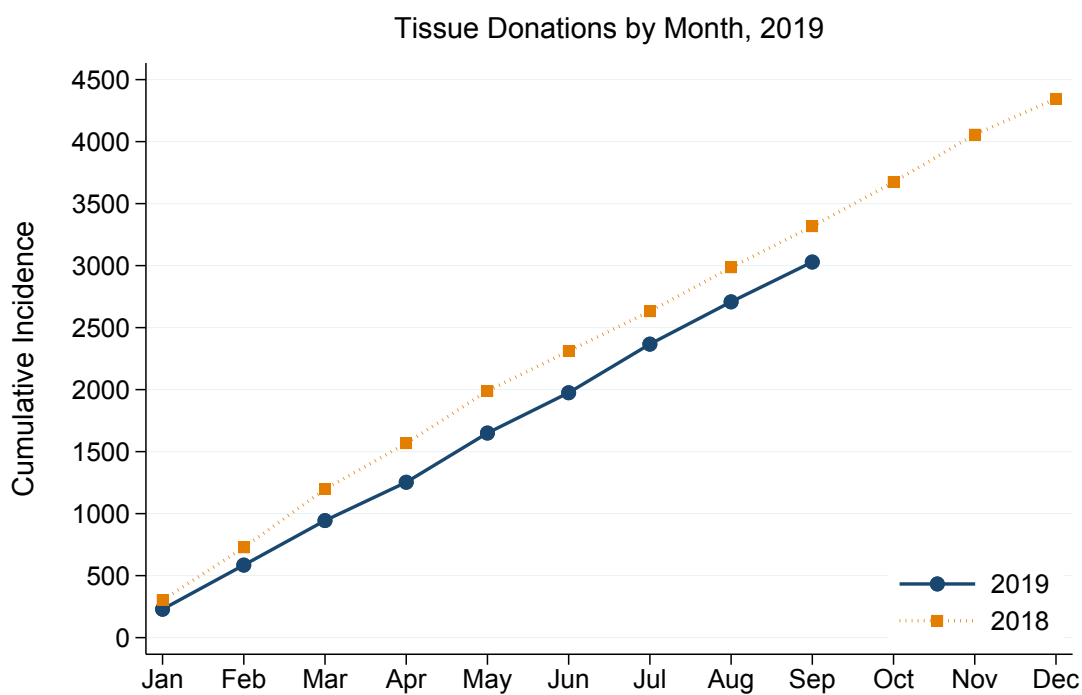


Figure 14: Tissue Donations by Month, 2019

Eye and Tissue Donation Registry

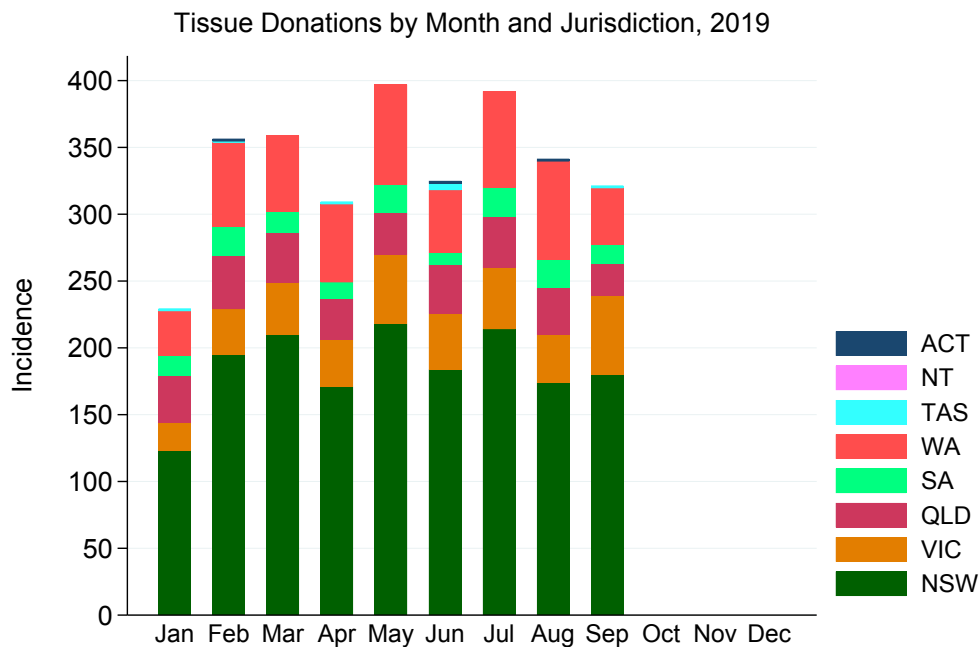


Figure 15: Tissue Donations by Month and Jurisdiction, 2019

Table 18: Tissue Donations by Jurisdiction of Retrieval and Month, 2019

	Jan	Feb	Mar	Apr	May	Jun	Jul	Aug	Sep	Oct	Nov	Dec	Total
NSW	123	195	210	171	218	184	214	174	180				1669
VIC	21	34	39	35	52	42	46	36	59				364
QLD	35	40	37	31	31	36	38	35	24				307
SA	15	22	16	12	21	9	22	21	14				152
WA	34	63	57	59	75	47	72	74	43				524
TAS	1	1	0	1	0	5	0	0	1				9
NT	0	0	0	0	0	0	0	0	0				0
ACT	0	1	0	0	0	2	0	1	0				4
AUSTRALIA	229	356	359	309	397	325	392	341	321				3029

Eye and Tissue Donation Registry

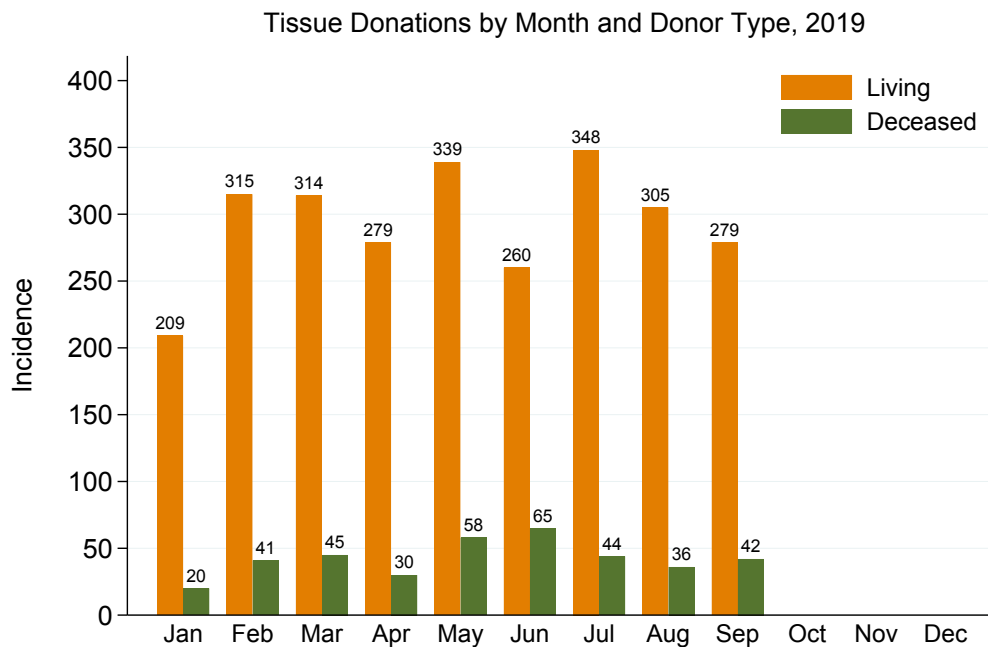


Figure 16: Tissue Donations by Month and Donor Type, 2019

Table 19: Living Tissue Donations by Jurisdiction of Retrieval and Month, 2019

	Jan	Feb	Mar	Apr	May	Jun	Jul	Aug	Sep	Oct	Nov	Dec	Total
NSW	120	180	193	157	197	163	199	168	168				1545
VIC	15	29	26	30	33	29	36	24	43				265
QLD	26	23	25	23	16	8	20	19	12				172
SA	15	20	14	12	20	9	22	20	14				146
WA	33	62	56	57	73	46	71	74	41				513
TAS	0	1	0	0	0	5	0	0	1				7
NT	0	0	0	0	0	0	0	0	0				0
ACT	0	0	0	0	0	0	0	0	0				0
AUSTRALIA	209	315	314	279	339	260	348	305	279				2648

Eye and Tissue Donation Registry

Table 20: Living Tissue Donations by Jurisdiction of Retrieval and Tissue Type, 2019

	Amnion	Cardiovascular	Musculoskeletal
NSW	27	12	1506
VIC	0	1	264
QLD	0	0	172
SA	0	0	146
WA	0	0	513
TAS	0	0	7
NT	0	0	0
ACT	0	0	0
AUSTRALIA	27	13	2608

Table 21: Deceased Tissue Donations by Jurisdiction of Retrieval and Month, 2019

	Jan	Feb	Mar	Apr	May	Jun	Jul	Aug	Sep	Oct	Nov	Dec	Total
NSW	3	15	17	14	21	21	15	6	12				124
VIC	6	5	13	5	19	13	10	12	16				99
QLD	9	17	12	8	15	28	18	16	12				135
SA	0	2	2	0	1	0	0	1	0				6
WA	1	1	1	2	2	1	1	0	2				11
TAS	1	0	0	1	0	0	0	0	0				2
NT	0	0	0	0	0	0	0	0	0				0
ACT	0	1	0	0	0	2	0	1	0				4
AUSTRALIA	20	41	45	30	58	65	44	36	42				381

Table 22: Deceased Tissue Donations by Jurisdiction of Retrieval and Donor Category, 2019

	Solid Organ/Tissue				Tissue Only				Total			
	cv	ms	skin	pi	cv	ms	skin	pi	cv	ms	skin	pi
NSW	29	29	24	7	1	24	10	0	30	53	34	7
VIC	11	15	15	2	15	20	21	0	26	35	36	2
QLD	14	20	21	1	1	40	38	0	15	60	59	1
SA	4	0	0	2	0	0	0	0	4	0	0	2
WA	0	5	0	0	0	6	0	0	0	11	0	0
TAS	1	0	0	1	0	0	0	0	1	0	0	1
NT	0	0	0	0	0	0	0	0	0	0	0	0
ACT	2	2	0	0	0	0	0	0	2	2	0	0
AUSTRALIA	61	71	60	13	17	90	69	0	78	161	129	13

Eye and Tissue Donation Registry

Table 23: Intended Solid Organ Donor Who Became Eyes and Tissue Donors, 2019

	Eye Only	Tissue Only	Eye and Tissue
NSW	3	1	5
VIC	18	2	9
QLD	8	0	5
SA	5	0	0
WA	5	0	0
TAS	1	0	0
NT	0	0	0
ACT	0	0	0
AUSTRALIA	40	3	19

Eye and Tissue Donation Registry

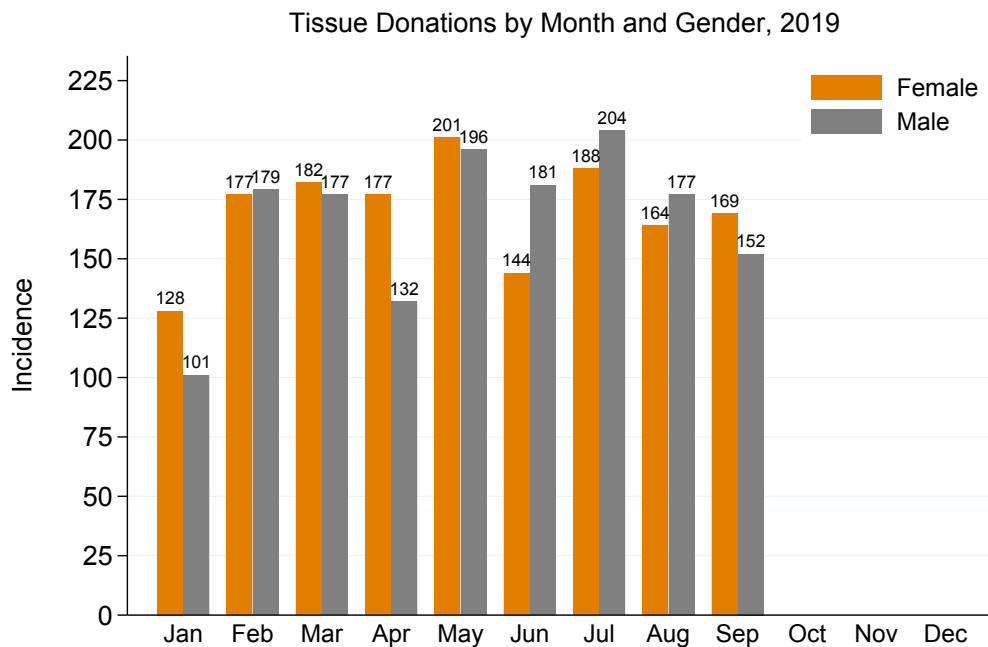


Figure 17: Tissue Donations by Month and Gender, 2019

Table 24: Female Tissue Donations by Jurisdiction of Retrieval and Month, 2019

	Jan	Feb	Mar	Apr	May	Jun	Jul	Aug	Sep	Oct	Nov	Dec	Total
NSW	72	98	111	91	120	82	105	88	95				862
VIC	11	14	12	21	20	19	25	13	30				165
QLD	16	15	14	15	8	8	12	15	12				115
SA	6	7	12	6	8	5	9	11	7				71
WA	23	42	33	43	45	28	37	37	25				313
TAS	0	0	0	1	0	1	0	0	0				2
NT	0	0	0	0	0	0	0	0	0				0
ACT	0	1	0	0	0	1	0	0	0				2
AUSTRALIA	128	177	182	177	201	144	188	164	169				1530

Table 25: Male Tissue Donations by Jurisdiction of Retrieval and Month, 2019

	Jan	Feb	Mar	Apr	May	Jun	Jul	Aug	Sep	Oct	Nov	Dec	Total
NSW	51	97	99	80	98	102	109	86	85				807
VIC	10	20	27	14	32	23	21	23	29				199
QLD	19	25	23	16	23	28	26	20	12				192
SA	9	15	4	6	13	4	13	10	7				81
WA	11	21	24	16	30	19	35	37	18				211
TAS	1	1	0	0	0	4	0	0	1				7
NT	0	0	0	0	0	0	0	0	0				0
ACT	0	0	0	0	0	1	0	1	0				2
AUSTRALIA	101	179	177	132	196	181	204	177	152				1499

5 Notified Tissue Grafts Implanted

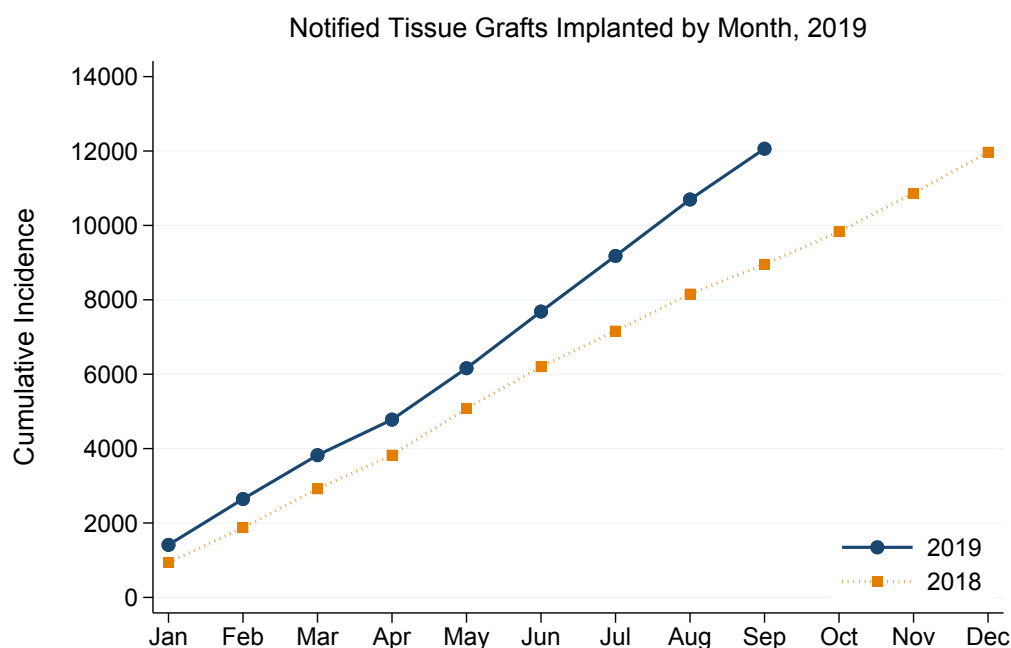


Figure 18: Notified Tissue Grafts Implanted by Month, 2019

Table 26: Notified Tissue Grafts Implanted by Jurisdiction of Retrieving Bank and Month, 2019

	Jan	Feb	Mar	Apr	May	Jun	Jul	Aug	Sep	Oct	Nov	Dec	Total
NSW	554	638	800	609	940	946	1018	1128	1087				7720
VIC	100	155	146	48	191	220	47	97	29				1033
QLD	689	365	169	218	142	293	349	214	172				2611
SA	4	15	3	3	8	4	5	1	4				47
WA	65	60	61	77	101	61	76	77	73				651
TAS	0	0	0	0	0	0	0	0	0				0
NT	0	0	0	0	0	0	0	0	0				0
ACT	0	0	0	0	0	0	0	0	0				0
AUSTRALIA	1412	1233	1179	955	1382	1524	1495	1517	1365				12062

Eye and Tissue Donation Registry

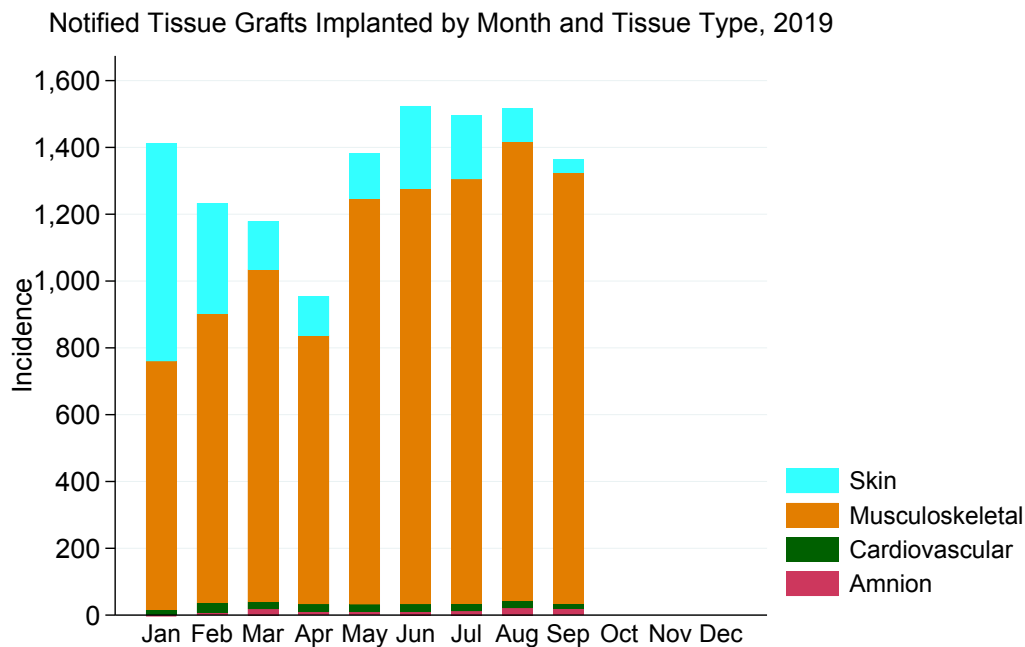


Figure 19: Notified Tissue Grafts Implanted by Month and Tissue Type, 2019

Table 27: Notified Tissue Grafts Implanted by Jurisdiction of Retrieving Bank and Tissue Type, 2019

	Amnion	Cardiovascular	Musculoskeletal	Skin
NSW	113	153	7409	45
VIC	0	38	356	639
QLD	0	0	1340	1271
SA	0	0	47	0
WA	0	0	651	0
ACT	0	0	0	0
AUSTRALIA	113	191	9803	1955

Eye and Tissue Donation Registry

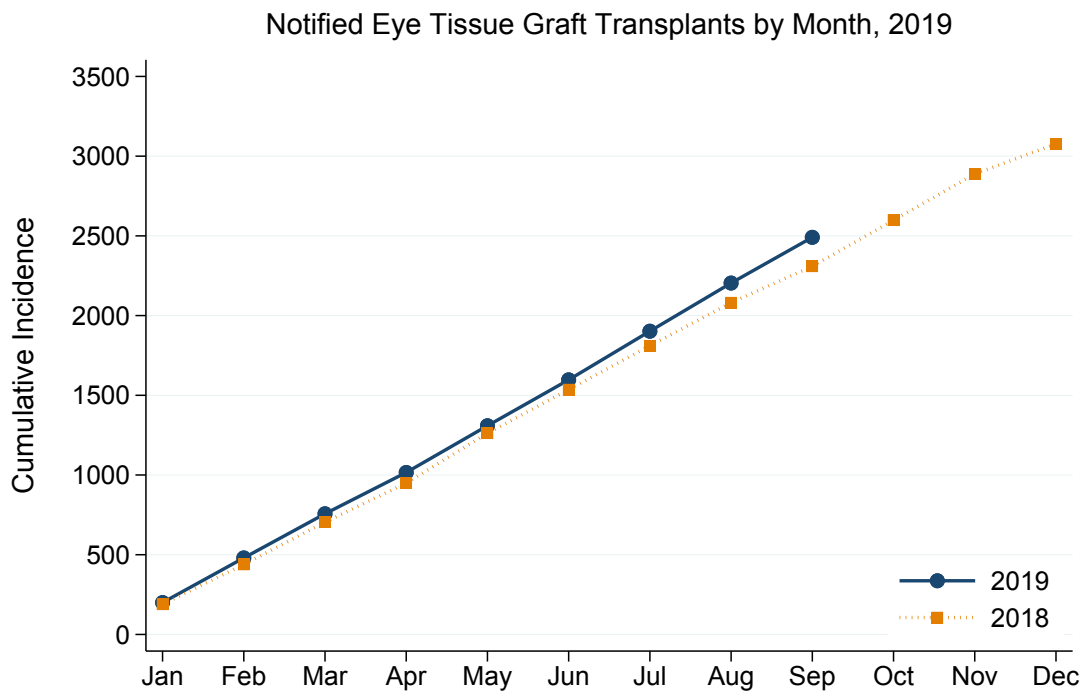


Figure 20: Notified Eye Tissue Graft Transplants by Month, 2019

Table 28: Notified Eye Tissue Graft Transplants by Jurisdiction of Retrieving Bank and Month, 2019

	Jan	Feb	Mar	Apr	May	Jun	Jul	Aug	Sep	Oct	Nov	Dec	Total
NSW	63	93	82	84	92	84	85	91	86				760
VIC	51	60	55	58	65	51	67	57	55				519
QLD	46	66	70	72	78	83	91	83	89				678
SA	6	31	28	11	17	30	18	28	20				189
WA	28	26	36	27	34	32	34	36	30				283
TAS	3	2	5	2	5	8	6	5	6				42
NT	0	0	1	0	0	0	3	0	0				4
ACT	3	2	0	5	2	0	1	2	1				16
AUSTRALIA	200	280	277	259	293	288	305	302	287				2491

Eye and Tissue Donation Registry

Table 29: Cornea Graft Transplants by Jurisdiction of Retrieving Bank and Month, 2019

	Jan	Feb	Mar	Apr	May	Jun	Jul	Aug	Sep	Oct	Nov	Dec	Total
NSW	46	60	56	59	75	65	67	61	62				551
VIC	35	38	40	38	37	27	49	36	45				345
QLD	45	56	59	57	65	62	73	63	68				548
SA	3	21	21	10	15	20	12	21	15				138
WA	22	17	23	14	23	20	28	18	17				182
TAS	2	1	4	0	2	7	5	3	3				27
NT	0	0	1	0	0	0	0	0	0				1
ACT	2	2	0	2	1	0	1	1	0				9
AUSTRALIA	155	195	204	180	218	201	235	203	210				1801

Table 30: Sclera Unit Graft Transplants by Jurisdiction of Retrieving Bank and Month, 2019

	Jan	Feb	Mar	Apr	May	Jun	Jul	Aug	Sep	Oct	Nov	Dec	Total
NSW	17	33	26	25	17	19	18	30	24				209
VIC	16	22	15	20	28	24	18	21	10				174
QLD	1	10	11	15	13	21	18	20	21				130
SA	3	10	7	1	2	10	6	7	5				51
WA	6	9	13	13	11	12	6	18	13				101
TAS	1	1	1	2	3	1	1	2	3				15
NT	0	0	0	0	0	0	3	0	0				3
ACT	1	0	0	3	1	0	0	1	1				7
AUSTRALIA	45	85	73	79	75	87	70	99	77				690

6 Notified Tissue Graft Recipients

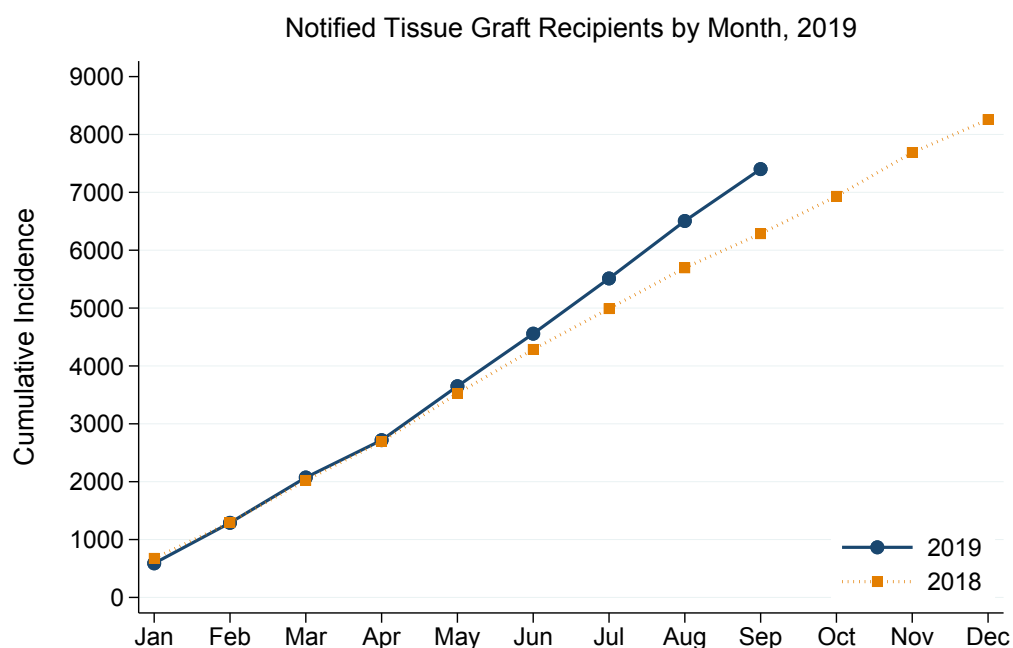


Figure 21: Notified Tissue Graft Recipients by Month, 2019

Table 31: Notified Tissue Graft Recipients by Jurisdiction of Retrieving Bank and Month, 2019

	Jan	Feb	Mar	Apr	May	Jun	Jul	Aug	Sep	Oct	Nov	Dec	Total
NSW	415	471	588	469	691	645	739	785	730				5533
VIC	39	57	37	41	62	58	43	39	24				400
QLD	93	131	129	93	110	168	128	128	100				1080
SA	3	7	2	2	4	2	5	1	4				30
WA	39	34	27	41	65	35	39	40	39				359
TAS	0	0	0	0	0	0	0	0	0				0
NT	0	0	0	0	0	0	0	0	0				0
ACT	0	0	0	0	0	0	0	0	0				0
AUSTRALIA	589	700	783	646	932	908	954	993	897				7402

Eye and Tissue Donation Registry

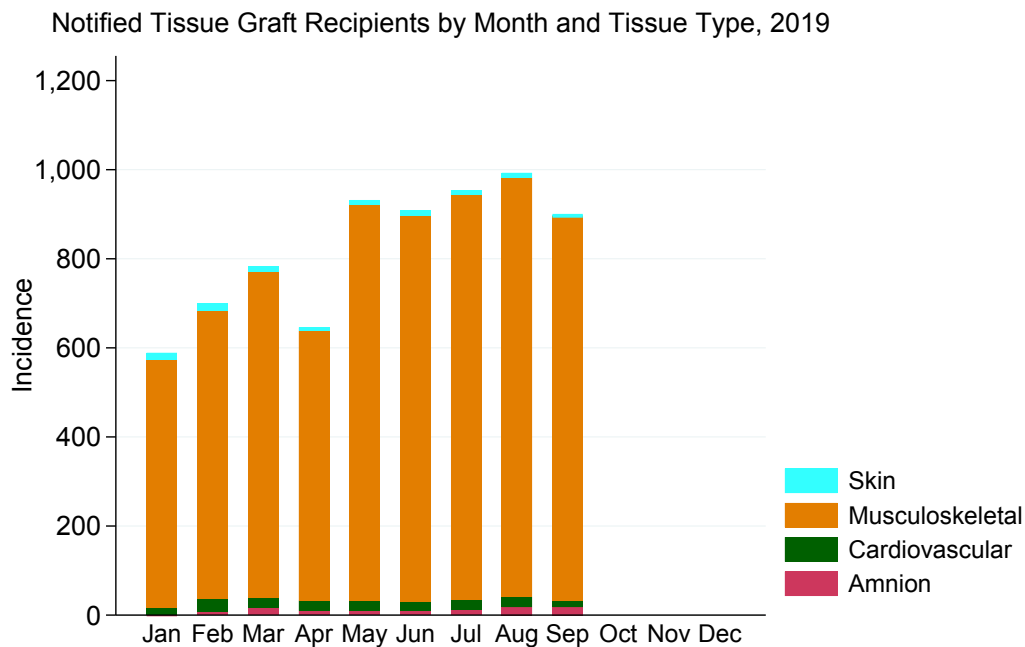


Figure 22: Notified Tissue Graft Recipients by Month and Tissue Type, 2019

Table 32: Notified Tissue Graft Recipients by Jurisdiction of Retrieving Bank and Tissue Type, 2019

	Amnion	Cardiovascular	Musculoskeletal	Skin
NSW	106	152	5272	3
VIC	0	38	319	43
QLD	0	0	1033	47
SA	0	0	30	0
WA	0	0	359	0
ACT	0	0	0	0
AUSTRALIA	106	190	7013	93

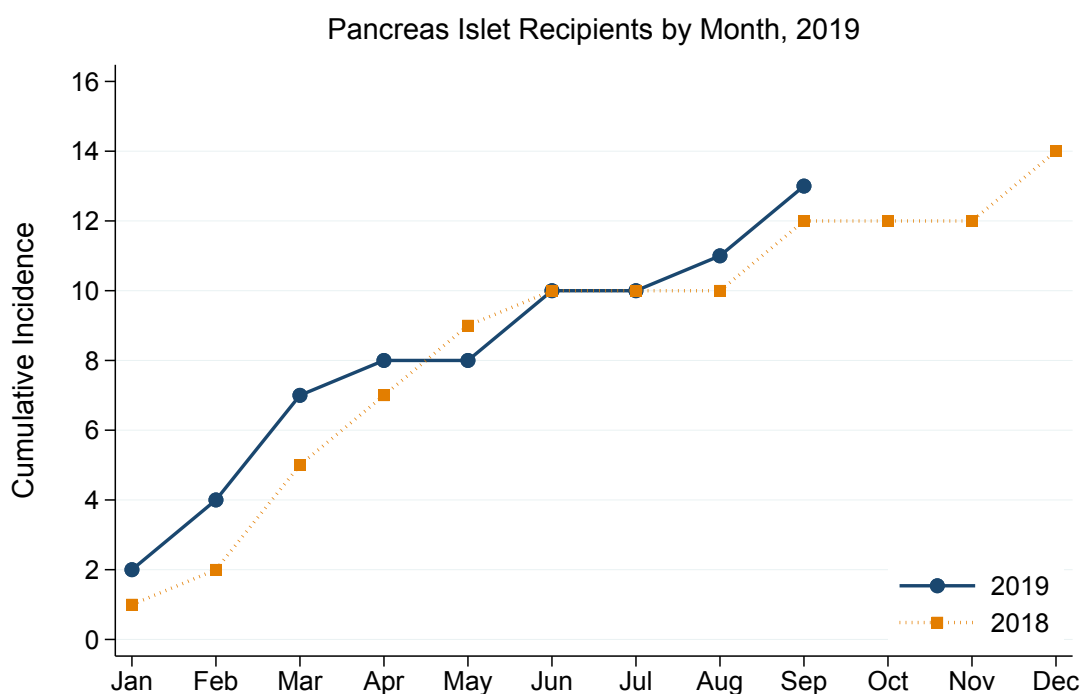


Figure 23: Pancreas Islet Recipients by Month, 2019

Table 33: Pancreas Islet Graft Recipients by Transplant Jurisdiction and Month, 2019

	Jan	Feb	Mar	Apr	May	Jun	Jul	Aug	Sep	Oct	Nov	Dec	Total
NSW	2	1	1	0	0	1	0	1	2				8
VIC	0	0	2	0	0	1	0	0	0				3
QLD	0	0	0	0	0	0	0	0	0				0
SA	0	1	0	1	0	0	0	0	0				2
WA	0	0	0	0	0	0	0	0	0				0
TAS	0	0	0	0	0	0	0	0	0				0
NT	0	0	0	0	0	0	0	0	0				0
ACT	0	0	0	0	0	0	0	0	0				0
AUSTRALIA	2	2	3	1	0	2	0	1	2				13

7 Glossary and Definitions

- 1 *Amnion (am)* – is the innemost layer of the embryonic membranes.
- 2 *Cardiovascular tissue (cv)* – includes, but not limited to, heart valves, pericardium and annexed vessels.
- 3 *Cornea* – The cornea is the transparent anterior tissue of the eyeball consisting of many layers.
- 4 *Deceased solid organ and tissue donation* – identifies a donation event where one or more solid organs and tissues are retrieved from a deceased donor. Data has been crosschecked with the solid organ and tissue sector to ensure the donor has met the deceased solid organ and tissue donation criteria.
- 5 *Deceased tissue donation* – identifies a donation event where one or more tissues are retrieved from a deceased donor and can comprise of musculoskeletal, cardiovascular, skin or eye tissue.
- 6 *Donation event*
 - A single retrieval event, within a calendar day, where a living donor can donate one or more musculoskeletal, cardiovascular, or amnion tissues.
 - Retrieval from deceased donors of solid organ, tissue and/or eyes that may occur on differing days but after the donor declaration of death date.
- 7 *Eye only donor* – A deceased donor where eye only retrieval has taken place. A donor is counted as an eye only donor if 2 whole eyes, 2 corneas only, one eye or one cornea only is retrieved. Outcomes of donated eye tissue are not limited to transplantation.
- 8 *Eye and solid organ (and tissue) donor* – A deceased donor where eye and solid organ retrieval has taken place. These donors may or may not have donated an additional tissue(s) e.g. musculoskeletal, cardiovascular or skin. Data has been crosschecked with the solid organ and tissue sector to confirm the donation event and donor classification.
- 9 *Eye and tissue only donor* – A deceased donor where eye and an additional tissue(s) e.g. musculoskeletal, cardiovascular or skin has taken place. Data has been crosschecked with the tissue sector to confirm the donation event and donor classification.
- 10 *Eye tissue donation* – Unless otherwise specified all donors undergo retrieval of both whole eyes or both corneas. This means the number of eye tissue donations can be calculated by doubling the amount of total eye donors.
- 11 *Eye tissue graft transplants* – Corneal or scleral tissue transplanted into an eye tissue recipient within the reporting time period.
- 12 *Eye tissue recipient* – Unless otherwise specified the number of eye tissue recipients is equal to the number of eye tissue graft transplants (consistent with EBAANZ).
- 13 *Living tissue donation* – identifies a donation event where one or more tissues are retrieved from a living donor. Living tissue can be amnion, cardiovascular, but is vastly comprised of donated femoral heads (bone) retrieved during hip replacement surgery. A living musculoskeletal donor can donate one femoral head during one donation event, two femoral heads during one donation event or one femoral head during two separate donation events.
- 14 *Musculoskeletal tissue (ms)* – includes, but not limited to, bone, cartilage and tendon retrieved from areas such as the pelvis, arm and leg.

Eye and Tissue Donation Registry

- 15 *Notified tissue graft implants* – Number of tissue grafts supplied and confirmed by the hospital to the distributing tissue bank to have been implanted. One tissue graft recipient may receive multiple graft implants.
- 16 *Notified tissue graft recipients* – The number of tissue graft recipients, confirmed by the hospital to the distributing bank, who receive one or more graft implants during a single tissue transplant event.
- 17 *Pancreas islet (pi)* – A multicellular structure within the pancreas that maintains normal blood glucose level within the body.
- 18 *Sclera unit* – A unit of the protective outer layer of the eyeball, used for transplantation during ocular surgery.
- 19 *Skin tissue (sk)* – includes, but not limited to, split thickness skin (epidermis and upper part of the dermis), of varying size.
- 20 *Tissue transplant event*
 - A single tissue transplant event occurs when a tissue graft recipient receives 1 or more tissue grafts on a single occasion. This will be counted as one tissue graft recipient, one tissue transplant event.
 - If a tissue graft recipient receives 1 or more tissue grafts during multiple tissue transplant events, this will be counted as one tissue graft recipient *for each tissue transplant event*.
- 21 *Unique donor* – A deceased or living donor who donates one or more tissue(s) during a single donation event.

8 Contributors

NSW:

- Australian Tissue Donation Network
- Hunter New England Bone Bank
- Lions NSW Eye Bank
- NSW Bone Bank
- Rachel Forster Bone Bank
- Sydney Heart Valve Bank

VIC:

- Barwon Health Bone Bank
- Donor Tissue Bank of Victoria
- Lions Eye Donation Service

QLD:

- QLD Eye Bank
- QLD Bone Bank
- QLD Heart Valve Bank

SA:

- Eye Bank of SA
- SA Tissue Bank

WA:

- Lions Eye Bank WA
- PlusLife (Perth Bone and Tissue Bank)

ACT:

- DonateLife ACT

Special acknowledgement to the BAA and the EBAANZ for their comments.