



# Eye and Tissue Donation in Australia

Monthly Report

February 2019

Preliminary Data

Data collected from Australian Eye and Tissue Banks  
This report supersedes any monthly interim summaries previously released for 2019

Produced 8 April 2019 12:18 PM  
Data Received by ANZOD up to 7 April 2019

## Contents

1	Acknowledgements . . . . .	4
2	Counting Methodology . . . . .	5
3	Eye and Tissue Donors . . . . .	6
3.1	Unique Tissue Donors . . . . .	6
3.2	Eye Donors . . . . .	13
4	Tissue Donations . . . . .	19
5	Notified Tissue Grafts Implanted . . . . .	25
6	Notified Tissue Graft Recipients . . . . .	29
7	Glossary and Definitions . . . . .	32
8	Contributors . . . . .	34

## List of Figures

1	Unique Tissue Donors by Month, 2019 . . . . .	6
2	Unique Tissue Donors by Month and Jurisdiction, 2019 . . . . .	7
3	Unique Tissue Donors by Month and Donor Type, 2019 . . . . .	8
4	Unique Tissue Donors by Month and Gender, 2019 . . . . .	9
5	Unique Tissue Donors by Month and Age Range, 2019 . . . . .	10
6	Unique Tissue Donors by Age Range and Donor Type, 2019 . . . . .	11
7	Unique Tissue Donors by Age Range and Gender, 2019 . . . . .	12
8	Eye Donors by Month, 2019 . . . . .	13
9	Eye Donors by Month and Jurisdiction, 2019 . . . . .	14
10	Eye Donors by Month and Gender, 2019 . . . . .	15
11	Eye Donors by Month and Age Range, 2019 . . . . .	16
12	Eye Donors by Age Range and Gender, 2019 . . . . .	17
13	Eye Donors by Month and Donor Category, 2019 . . . . .	18
14	Tissue Donations by Month, 2019 . . . . .	19
15	Tissue Donations by Month and Jurisdiction, 2019 . . . . .	20
16	Tissue Donations by Month and Donor Type, 2019 . . . . .	21
17	Tissue Donations by Month and Gender, 2019 . . . . .	24
18	Notified Tissue Grafts Implanted by Month, 2019 . . . . .	25
19	Notified Tissue Grafts Implanted by Month and Tissue Type, 2019 . . . . .	26
20	Notified Eye Tissue Graft Transplants by Month, 2019 . . . . .	27
21	Notified Tissue Graft Recipients by Month, 2019 . . . . .	29
22	Notified Tissue Graft Recipients by Month and Tissue Type, 2019 . . . . .	30
23	Pancreas Islet Recipients by Month, 2019 . . . . .	31

## List of Tables

1	Unique Tissue Donors by Jurisdiction of Retrieval and Month, 2019 . . . . .	7
2	Unique Living Tissue Donors by Jurisdiction of Retrieval and Month, 2019 . . . . .	8
3	Unique Deceased Tissue Donors by Jurisdiction of Retrieval and Month, 2019 . . . . .	8
4	Unique Female Tissue Donors by Jurisdiction of Retrieval and Month, 2019 . . . . .	9
5	Unique Male Tissue Donors by Jurisdiction of Retrieval and Month, 2019 . . . . .	9
6	Unique Tissue Donors by Jurisdiction of Retrieval and Age Range, 2019 . . . . .	10
7	Unique Living Tissue Donors by Jurisdiction of Retrieval and Age Range, 2019 . . . . .	11
8	Unique Deceased Tissue Donors by Jurisdiction of Retrieval and Age Range, 2019 . . . . .	11
9	Unique Female Tissue Donors by Jurisdiction of Retrieval and Age Range, 2019 . . . . .	12
10	Unique Male Tissue Donors by Jurisdiction of Retrieval and Age Range, 2019 . . . . .	12
11	Eye Donors by Jurisdiction of Retrieval and Month, 2019 . . . . .	14
12	Female Eye Donors by Jurisdiction of Retrieval and Month, 2019 . . . . .	15
13	Male Eye Donors by Jurisdiction of Retrieval and Month, 2019 . . . . .	15
14	Eye Donors by Jurisdiction of Retrieval and Age Range, 2019 . . . . .	16
15	Female Eye Donors by Jurisdiction of Retrieval and Age Range, 2019 . . . . .	17
16	Male Eye Donors by Jurisdiction of Retrieval and Age Range, 2019 . . . . .	17
17	Eye Donors by Jurisdiction of Retrieval and Donor Category, 2019 . . . . .	18
18	Tissue Donations by Jurisdiction of Retrieval and Month, 2019 . . . . .	20
19	Living Tissue Donations by Jurisdiction of Retrieval and Month, 2019 . . . . .	21
20	Living Tissue Donations by Jurisdiction of Retrieval and Tissue Type, 2019 . . . . .	22
21	Deceased Tissue Donations by Jurisdiction of Retrieval and Month, 2019 . . . . .	22
22	Deceased Tissue Donations by Jurisdiction of Retrieval and Donor Category, 2019 . . . . .	22
23	Intended Solid Organ Donor Who Became Eyes and Tissue Donors, 2019 . . . . .	23
24	Female Tissue Donations by Jurisdiction of Retrieval and Month, 2019 . . . . .	24
25	Male Tissue Donations by Jurisdiction of Retrieval and Month, 2019 . . . . .	24
26	Notified Tissue Grafts Implanted by Jurisdiction of Retrieving Bank and Month, 2019 . . . . .	25
27	Notified Tissue Grafts Implanted by Jurisdiction of Retrieving Bank and Tissue Type, 2019 . . . . .	26
28	Notified Eye Tissue Graft Transplants by Jurisdiction of Retrieving Bank and Month, 2019 . . . . .	27
29	Cornea Graft Transplants by Jurisdiction of Retrieving Bank and Month, 2019 . . . . .	28
30	Sclera Unit Graft Transplants by Jurisdiction of Retrieving Bank and Month, 2019 . . . . .	28
31	Notified Tissue Graft Recipients by Jurisdiction of Retrieving Bank and Month, 2019 . . . . .	29
32	Notified Tissue Graft Recipients by Jurisdiction of Retrieving Bank and Tissue Type, 2019 . . . . .	30
33	Pancreas Islet Graft Recipients by Transplant Jurisdiction and Month, 2019 . . . . .	31

### 1 Acknowledgements

According to the Eye Bank Association of Australia and New Zealand (EBAANZ), since the end of 2011, the number of corneal transplants in Australia each year has exceeded the number of new patients requiring transplants each year. This means the current demand for corneal transplants in Australia is being met and should be noted when comparing 2019 corneal transplantation numbers to previous years published.

## 2 Counting Methodology

Each eye and tissue bank uses a Minimum Data Set Template (MDS) to provide the Registry de-identified donor information for each tissue type, as well as aggregate data for reporting of notified tissue graft implants and notified tissue graft recipients.

Data received undergoes reconciliation and cross checking between the solid organ sector (ANZOD), the eye sector (participating eye banks) and the tissue sector (participating tissue banks) to ensure accuracy at the time of reporting.

The Registry declares:

- All donations of eye tissue have come from deceased donors.
- Eye donors include those who have donated 2 whole eyes, 2 corneas or one whole eye or one cornea.
- Eye and Tissue Graft Implants and Transplant Recipient data includes transplant events that have occurred in a different jurisdiction to where the tissue was donated.
- Graft Implants and Transplant Recipient data may or may not be a direct outcome of tissue donations reported for the month, as tissue can be stored for a period of time before the graft is implanted.
- Outcome data does not capture tissue that has been supplied for implant but not yet notified as implanted to the distributing tissue bank.

### 3 Eye and Tissue Donors

#### 3.1 Unique Tissue Donors

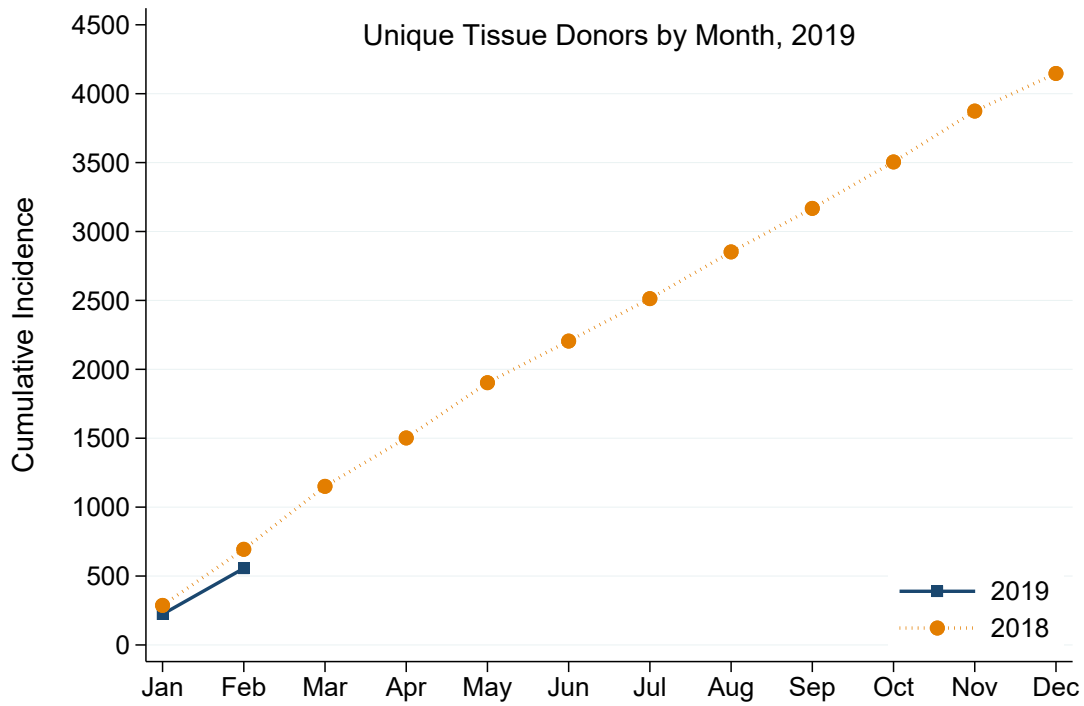


Figure 1: Unique Tissue Donors by Month, 2019

## Eye and Tissue Donation Registry

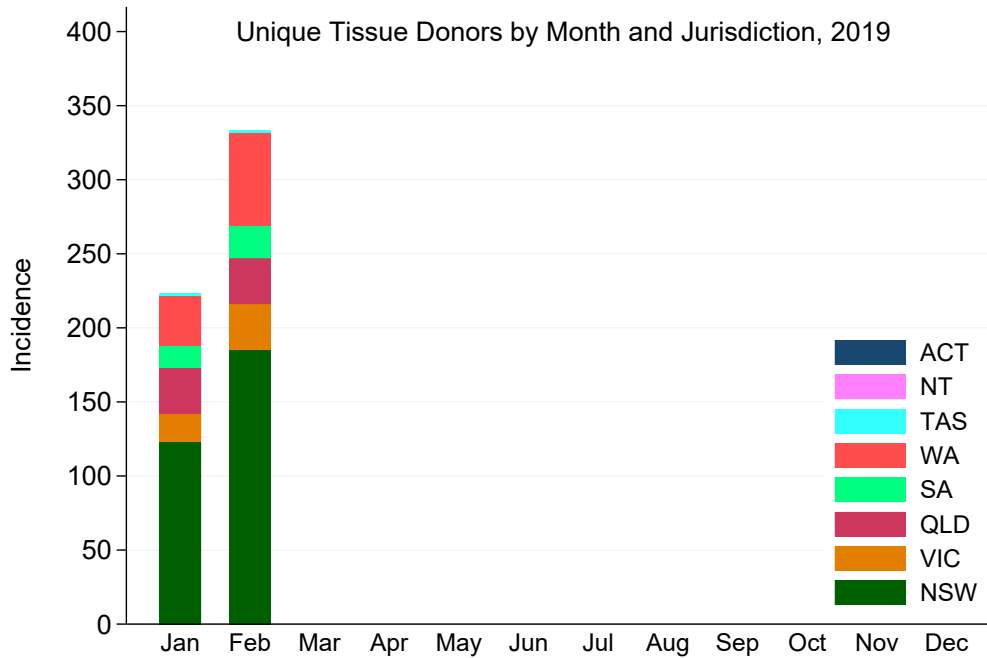


Figure 2: Unique Tissue Donors by Month and Jurisdiction, 2019

Table 1: Unique Tissue Donors by Jurisdiction of Retrieval and Month, 2019

	Jan	Feb	Mar	Apr	May	Jun	Jul	Aug	Sep	Oct	Nov	Dec	Total
NSW	123	185											<b>308</b>
VIC	19	31											<b>50</b>
QLD	31	31											<b>62</b>
SA	15	22											<b>37</b>
WA	34	63											<b>97</b>
TAS	1	1											<b>2</b>
NT	0	0											<b>0</b>
ACT	0	0											<b>0</b>
<b>AUSTRALIA</b>	<b>223</b>	<b>333</b>											<b>556</b>



## Eye and Tissue Donation Registry

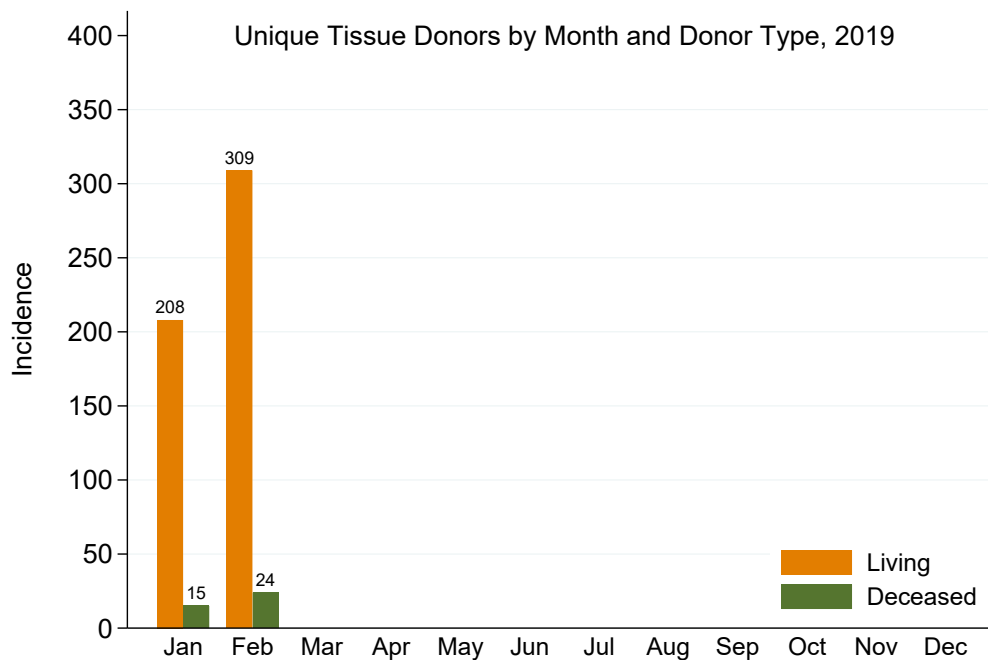


Figure 3: Unique Tissue Donors by Month and Donor Type, 2019

Table 2: Unique Living Tissue Donors by Jurisdiction of Retrieval and Month, 2019

	Jan	Feb	Mar	Apr	May	Jun	Jul	Aug	Sep	Oct	Nov	Dec	Total
NSW	120	176											<b>296</b>
VIC	15	29											<b>44</b>
QLD	25	21											<b>46</b>
SA	15	20											<b>35</b>
WA	33	62											<b>95</b>
TAS	0	1											<b>1</b>
NT	0	0											<b>0</b>
ACT	0	0											<b>0</b>
<b>AUSTRALIA</b>	<b>208</b>	<b>309</b>											<b>517</b>

Table 3: Unique Deceased Tissue Donors by Jurisdiction of Retrieval and Month, 2019

	Jan	Feb	Mar	Apr	May	Jun	Jul	Aug	Sep	Oct	Nov	Dec	Total
NSW	3	9											<b>12</b>
VIC	4	2											<b>6</b>
QLD	6	10											<b>16</b>
SA	0	2											<b>2</b>
WA	1	1											<b>2</b>
TAS	1	0											<b>1</b>
NT	0	0											<b>0</b>
ACT	0	0											<b>0</b>
<b>AUSTRALIA</b>	<b>15</b>	<b>24</b>											<b>39</b>

## Eye and Tissue Donation Registry

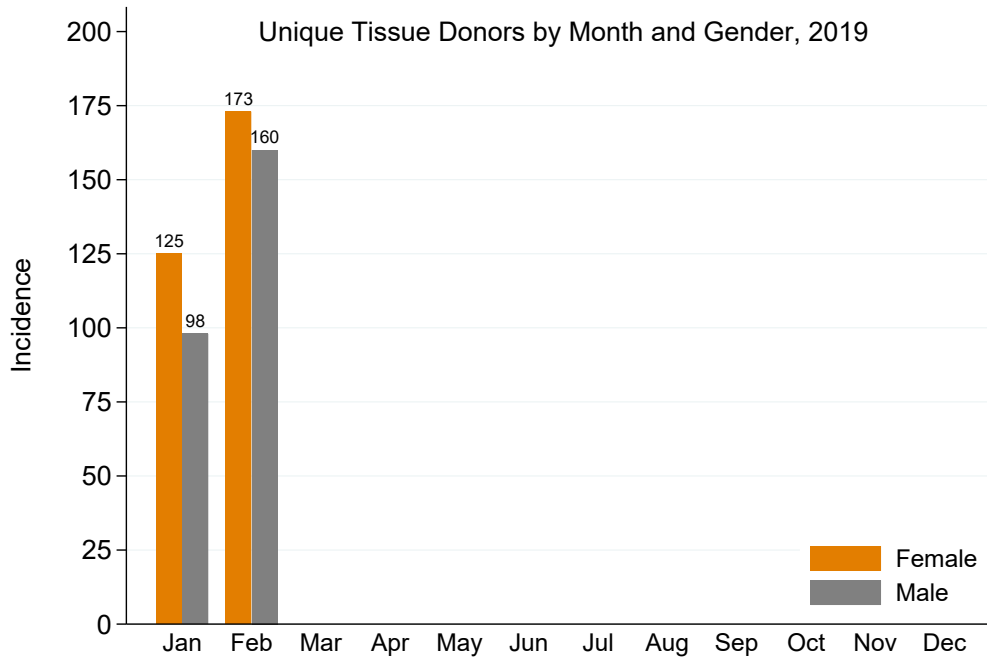


Figure 4: Unique Tissue Donors by Month and Gender, 2019

Table 4: Unique Female Tissue Donors by Jurisdiction of Retrieval and Month, 2019

	Jan	Feb	Mar	Apr	May	Jun	Jul	Aug	Sep	Oct	Nov	Dec	Total
NSW	72	98											<b>170</b>
VIC	10	14											<b>24</b>
QLD	14	12											<b>26</b>
SA	6	7											<b>13</b>
WA	23	42											<b>65</b>
TAS	0	0											<b>0</b>
NT	0	0											<b>0</b>
ACT	0	0											<b>0</b>
<b>AUSTRALIA</b>	<b>125</b>	<b>173</b>											<b>298</b>

Table 5: Unique Male Tissue Donors by Jurisdiction of Retrieval and Month, 2019

	Jan	Feb	Mar	Apr	May	Jun	Jul	Aug	Sep	Oct	Nov	Dec	Total
NSW	51	87											<b>138</b>
VIC	9	17											<b>26</b>
QLD	17	19											<b>36</b>
SA	9	15											<b>24</b>
WA	11	21											<b>32</b>
TAS	1	1											<b>2</b>
NT	0	0											<b>0</b>
ACT	0	0											<b>0</b>
<b>AUSTRALIA</b>	<b>98</b>	<b>160</b>											<b>258</b>

## Eye and Tissue Donation Registry

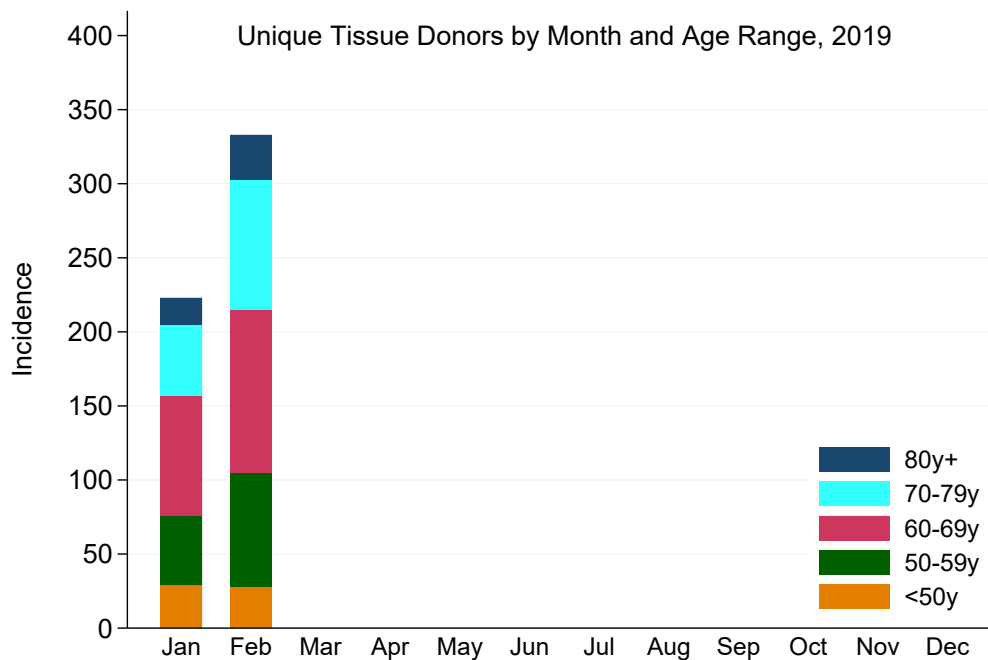


Figure 5: Unique Tissue Donors by Month and Age Range, 2019

Table 6: Unique Tissue Donors by Jurisdiction of Retrieval and Age Range, 2019

	<50y	50-59y	60-69y	70-79y	80y+	Total
NSW	19	73	103	84	29	308
VIC	5	8	21	12	4	50
QLD	17	16	21	7	1	62
SA	5	6	10	9	7	37
WA	10	20	36	24	7	97
TAS	1	1	0	0	0	2
NT	0	0	0	0	0	0
ACT	0	0	0	0	0	0
<b>AUSTRALIA</b>	<b>57</b>	<b>124</b>	<b>191</b>	<b>136</b>	<b>48</b>	<b>556</b>

## Eye and Tissue Donation Registry

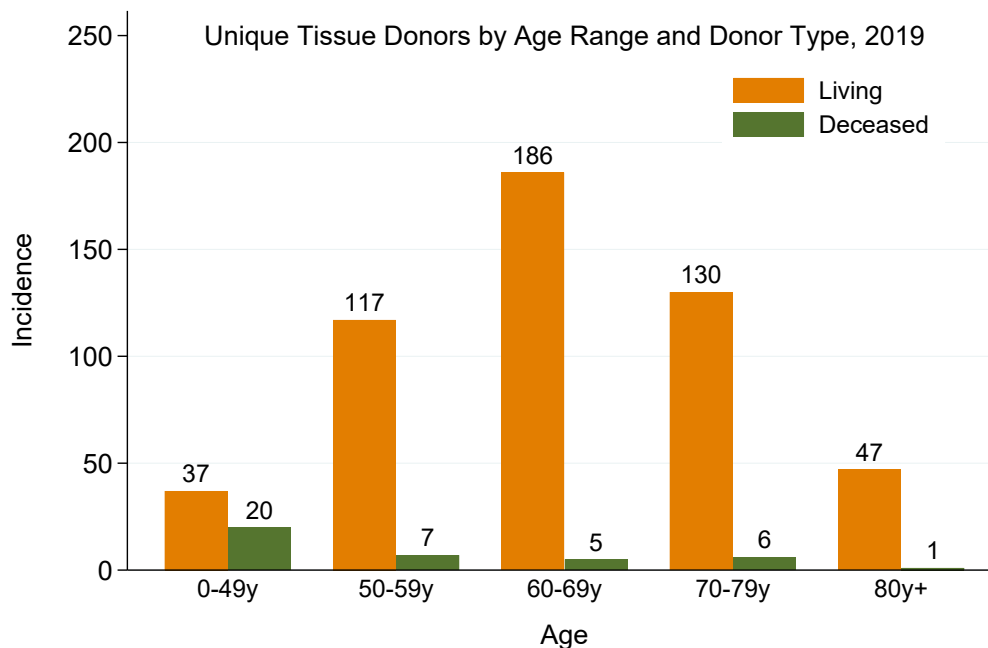


Figure 6: Unique Tissue Donors by Age Range and Donor Type, 2019

Table 7: Unique Living Tissue Donors by Jurisdiction of Retrieval and Age Range, 2019

	<50y	50-59y	60-69y	70-79y	80y+	Total
NSW	14	67	103	83	29	296
VIC	3	7	18	12	4	44
QLD	8	16	20	2	0	46
SA	4	6	9	9	7	35
WA	8	20	36	24	7	95
TAS	0	1	0	0	0	1
NT	0	0	0	0	0	0
ACT	0	0	0	0	0	0
<b>AUSTRALIA</b>	<b>37</b>	<b>117</b>	<b>186</b>	<b>130</b>	<b>47</b>	<b>517</b>

Table 8: Unique Deceased Tissue Donors by Jurisdiction of Retrieval and Age Range, 2019

	<50y	50-59y	60-69y	70-79y	80y+	Total
NSW	5	6	0	1	0	12
VIC	2	1	3	0	0	6
QLD	9	0	1	5	1	16
SA	1	0	1	0	0	2
WA	2	0	0	0	0	2
TAS	1	0	0	0	0	1
NT	0	0	0	0	0	0
ACT	0	0	0	0	0	0
<b>AUSTRALIA</b>	<b>20</b>	<b>7</b>	<b>5</b>	<b>6</b>	<b>1</b>	<b>39</b>

## Eye and Tissue Donation Registry

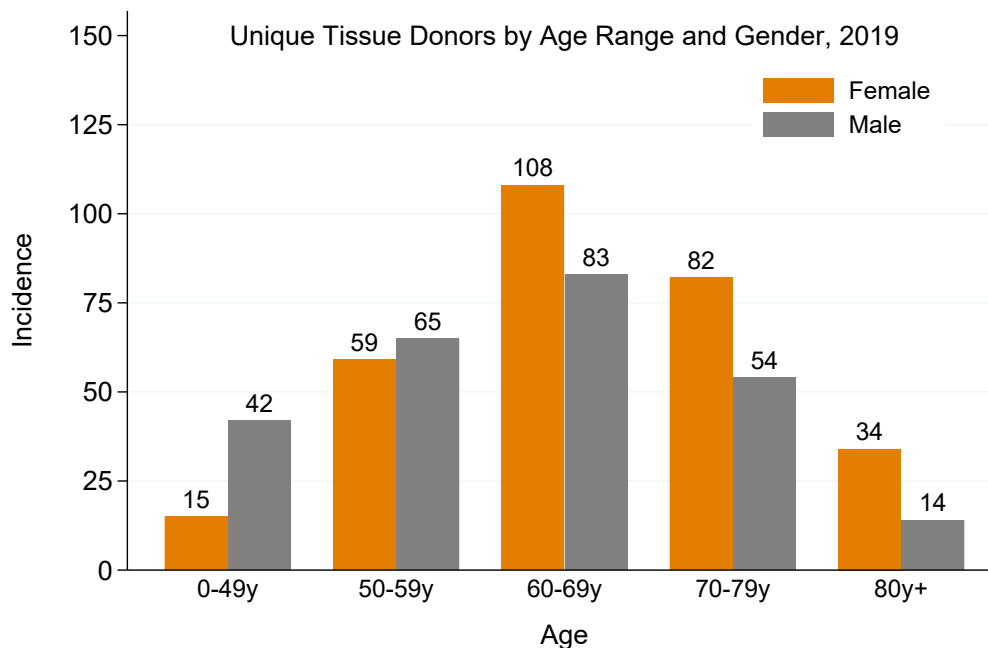


Figure 7: Unique Tissue Donors by Age Range and Gender, 2019

Table 9: Unique Female Tissue Donors by Jurisdiction of Retrieval and Age Range, 2019

	<50y	50-59y	60-69y	70-79y	80y+	Total
NSW	7	32	57	55	19	170
VIC	2	1	11	7	3	24
QLD	5	8	11	1	1	26
SA	0	2	3	2	6	13
WA	1	16	26	17	5	65
TAS	0	0	0	0	0	0
NT	0	0	0	0	0	0
ACT	0	0	0	0	0	0
<b>AUSTRALIA</b>	<b>15</b>	<b>59</b>	<b>108</b>	<b>82</b>	<b>34</b>	<b>298</b>

Table 10: Unique Male Tissue Donors by Jurisdiction of Retrieval and Age Range, 2019

	<50y	50-59y	60-69y	70-79y	80y+	Total
NSW	12	41	46	29	10	138
VIC	3	7	10	5	1	26
QLD	12	8	10	6	0	36
SA	5	4	7	7	1	24
WA	9	4	10	7	2	32
TAS	1	1	0	0	0	2
NT	0	0	0	0	0	0
ACT	0	0	0	0	0	0
<b>AUSTRALIA</b>	<b>42</b>	<b>65</b>	<b>83</b>	<b>54</b>	<b>14</b>	<b>258</b>

## Eye and Tissue Donation Registry

### 3.2 Eye Donors

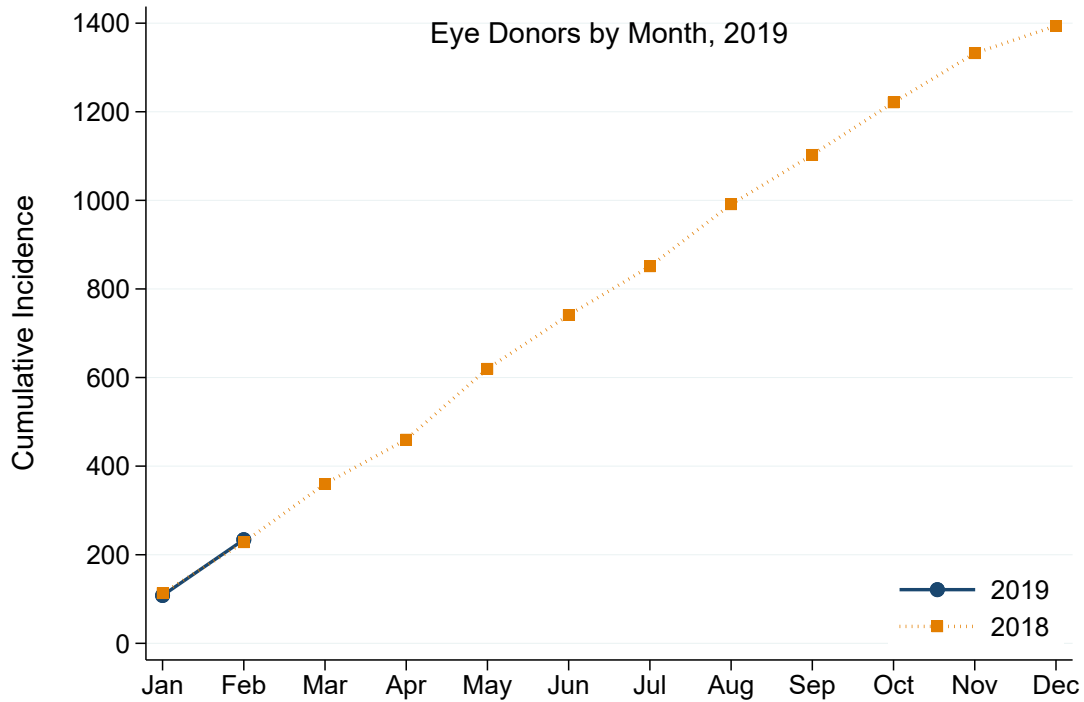


Figure 8: Eye Donors by Month, 2019

## Eye and Tissue Donation Registry

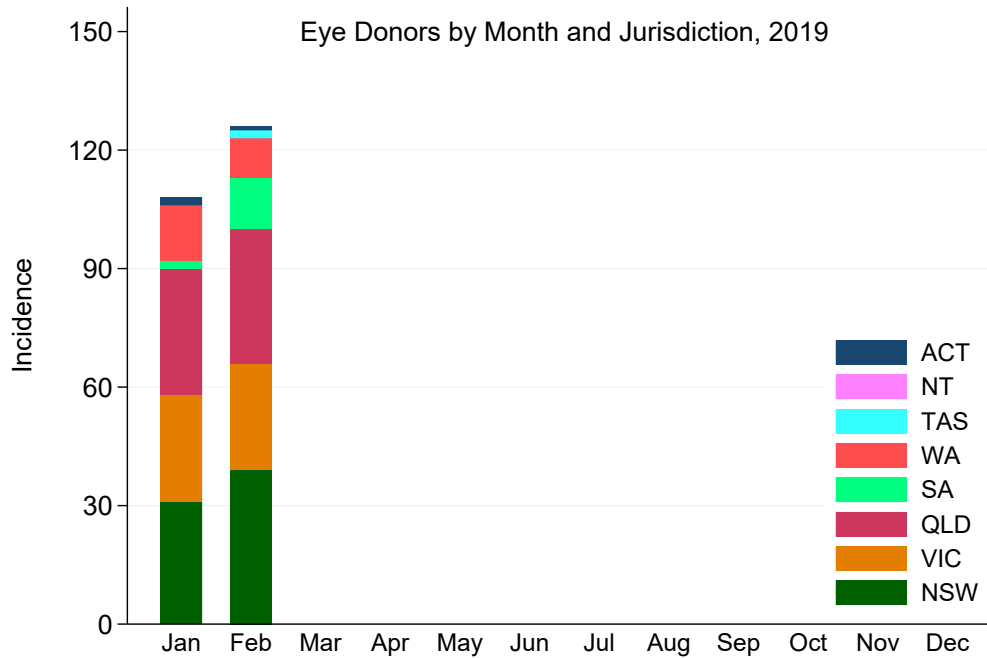


Figure 9: Eye Donors by Month and Jurisdiction, 2019

Table 11: Eye Donors by Jurisdiction of Retrieval and Month, 2019

	Jan	Feb	Mar	Apr	May	Jun	Jul	Aug	Sep	Oct	Nov	Dec	Total
NSW	31	39											<b>70</b>
VIC	27	27											<b>54</b>
QLD	32	34											<b>66</b>
SA	2	13											<b>15</b>
WA	14	10											<b>24</b>
TAS	0	2											<b>2</b>
NT	0	0											<b>0</b>
ACT	2	1											<b>3</b>
<b>AUSTRALIA</b>	<b>108</b>	<b>126</b>											<b>234</b>

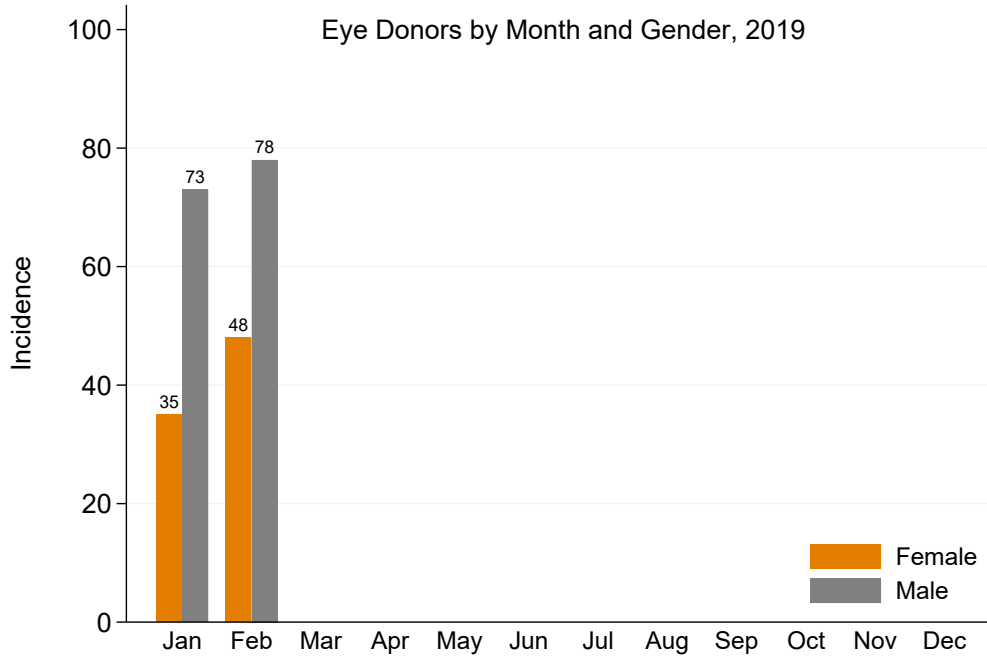


Figure 10: Eye Donors by Month and Gender, 2019

Table 12: Female Eye Donors by Jurisdiction of Retrieval and Month, 2019

	Jan	Feb	Mar	Apr	May	Jun	Jul	Aug	Sep	Oct	Nov	Dec	Total
NSW	8	17											25
VIC	9	9											18
QLD	15	13											28
SA	2	6											8
WA	0	3											3
TAS	0	0											0
NT	0	0											0
ACT	1	0											1
<b>AUSTRALIA</b>	<b>35</b>	<b>48</b>											<b>83</b>

Table 13: Male Eye Donors by Jurisdiction of Retrieval and Month, 2019

	Jan	Feb	Mar	Apr	May	Jun	Jul	Aug	Sep	Oct	Nov	Dec	Total
NSW	23	22											45
VIC	18	18											36
QLD	17	21											38
SA	0	7											7
WA	14	7											21
TAS	0	2											2
NT	0	0											0
ACT	1	1											2
<b>AUSTRALIA</b>	<b>73</b>	<b>78</b>											<b>151</b>



## Eye and Tissue Donation Registry

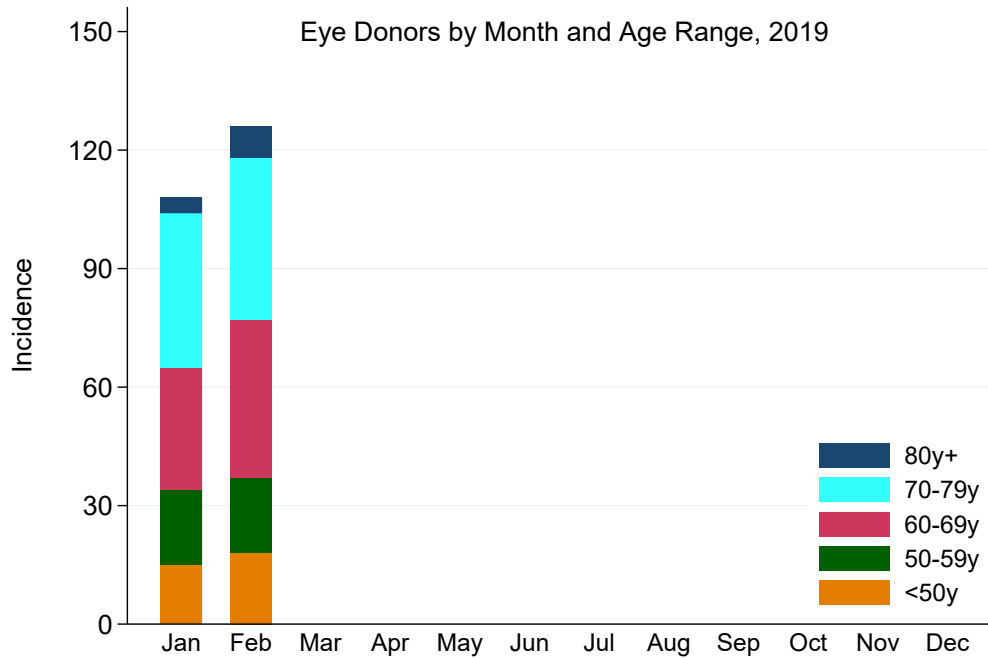


Figure 11: Eye Donors by Month and Age Range, 2019

Table 14: Eye Donors by Jurisdiction of Retrieval and Age Range, 2019

	<50y	50-59y	60-69y	70-79y	80y+	Total
NSW	7	11	22	24	6	70
VIC	8	6	18	22	0	54
QLD	11	8	14	27	6	66
SA	3	3	7	2	0	15
WA	4	9	8	3	0	24
TAS	0	1	1	0	0	2
NT	0	0	0	0	0	0
ACT	0	0	1	2	0	3
<b>AUSTRALIA</b>	<b>33</b>	<b>38</b>	<b>71</b>	<b>80</b>	<b>12</b>	<b>234</b>

## Eye and Tissue Donation Registry

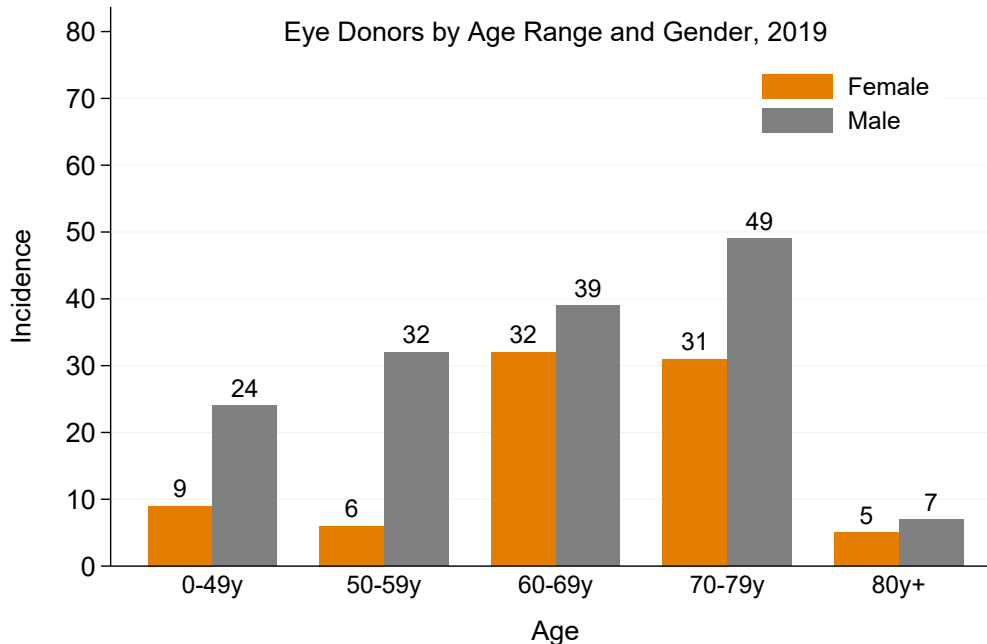


Figure 12: Eye Donors by Age Range and Gender, 2019

Table 15: Female Eye Donors by Jurisdiction of Retrieval and Age Range, 2019

	<50y	50-59y	60-69y	70-79y	80y+	Total
NSW	2	2	10	10	1	25
VIC	3	0	8	7	0	18
QLD	3	1	8	12	4	28
SA	1	3	3	1	0	8
WA	0	0	3	0	0	3
TAS	0	0	0	0	0	0
NT	0	0	0	0	0	0
ACT	0	0	0	1	0	1
<b>AUSTRALIA</b>	<b>9</b>	<b>6</b>	<b>32</b>	<b>31</b>	<b>5</b>	<b>83</b>

Table 16: Male Eye Donors by Jurisdiction of Retrieval and Age Range, 2019

	<50y	50-59y	60-69y	70-79y	80y+	Total
NSW	5	9	12	14	5	45
VIC	5	6	10	15	0	36
QLD	8	7	6	15	2	38
SA	2	0	4	1	0	7
WA	4	9	5	3	0	21
TAS	0	1	1	0	0	2
NT	0	0	0	0	0	0
ACT	0	0	1	1	0	2
<b>AUSTRALIA</b>	<b>24</b>	<b>32</b>	<b>39</b>	<b>49</b>	<b>7</b>	<b>151</b>

## Eye and Tissue Donation Registry

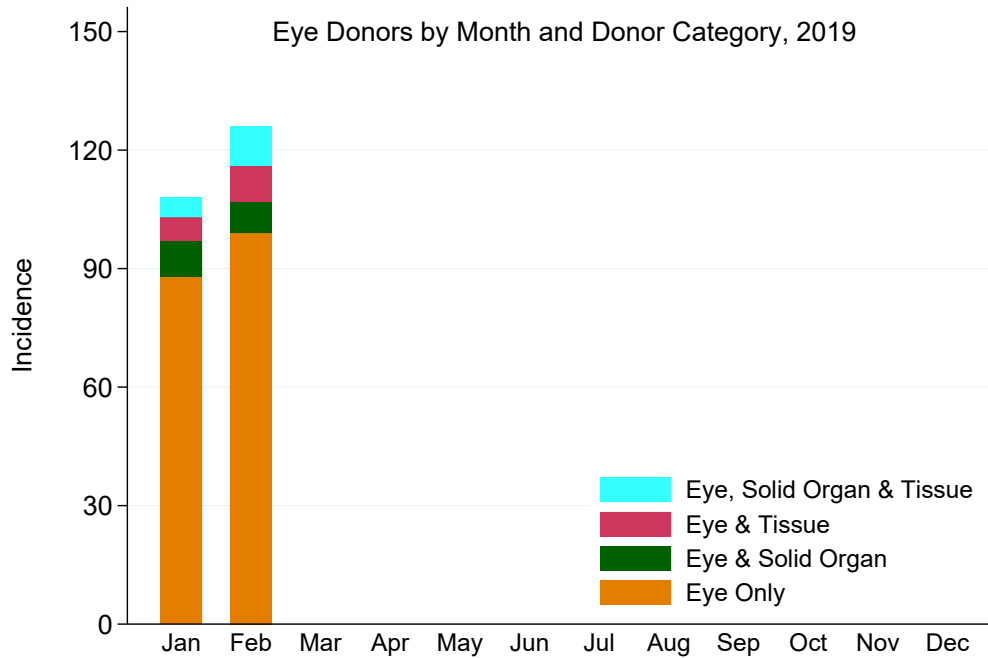


Figure 13: Eye Donors by Month and Donor Category, 2019

Table 17: Eye Donors by Jurisdiction of Retrieval and Donor Category, 2019

	Eye Only	Eye and Solid Organ	Eye and Tissue	Eye, Solid Organ and Tissue
NSW	58	1	4	7
VIC	41	9	1	3
QLD	53	0	10	3
SA	11	3	0	1
WA	20	3	0	1
TAS	1	1	0	0
ACT	3	0	0	0
<b>AUSTRALIA</b>	<b>187</b>	<b>17</b>	<b>15</b>	<b>15</b>

## 4 Tissue Donations

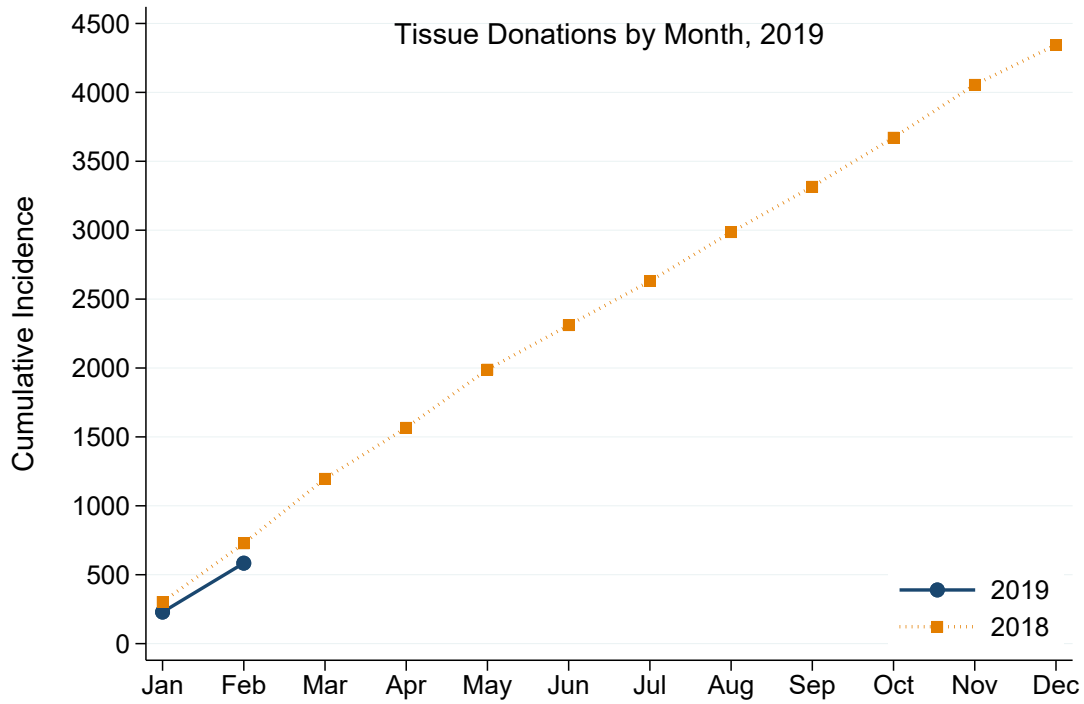


Figure 14: Tissue Donations by Month, 2019

## Eye and Tissue Donation Registry

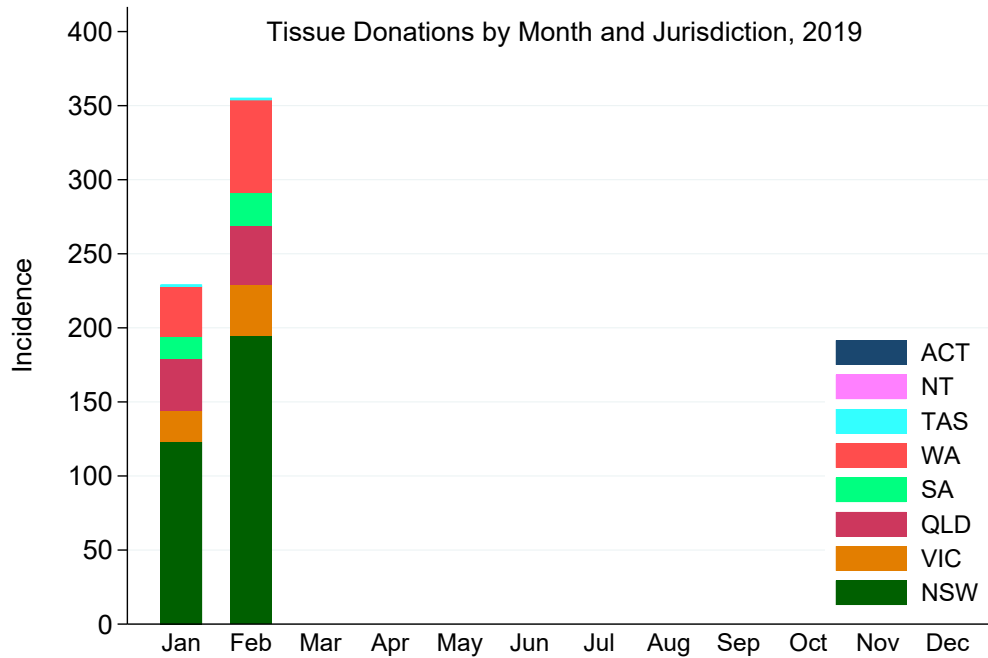


Figure 15: Tissue Donations by Month and Jurisdiction, 2019

Table 18: Tissue Donations by Jurisdiction of Retrieval and Month, 2019

	Jan	Feb	Mar	Apr	May	Jun	Jul	Aug	Sep	Oct	Nov	Dec	Total
NSW	123	195											<b>318</b>
VIC	21	34											<b>55</b>
QLD	35	40											<b>75</b>
SA	15	22											<b>37</b>
WA	34	63											<b>97</b>
TAS	1	1											<b>2</b>
NT	0	0											<b>0</b>
ACT	0	0											<b>0</b>
<b>AUSTRALIA</b>	<b>229</b>	<b>355</b>											<b>584</b>

## Eye and Tissue Donation Registry

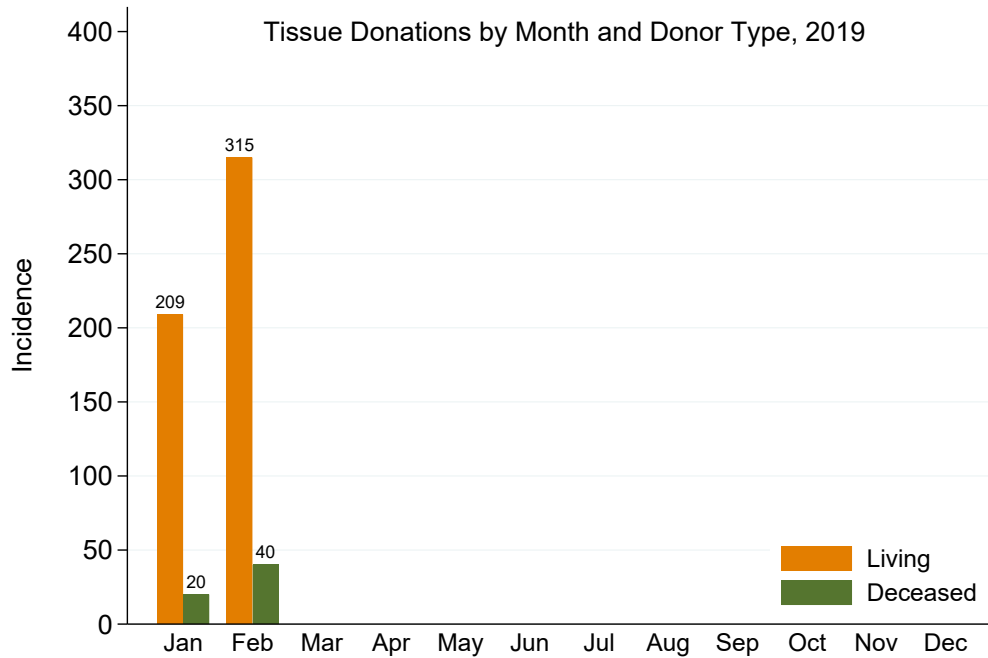


Figure 16: Tissue Donations by Month and Donor Type, 2019

Table 19: Living Tissue Donations by Jurisdiction of Retrieval and Month, 2019

	Jan	Feb	Mar	Apr	May	Jun	Jul	Aug	Sep	Oct	Nov	Dec	Total
NSW	120	180											<b>300</b>
VIC	15	29											<b>44</b>
QLD	26	23											<b>49</b>
SA	15	20											<b>35</b>
WA	33	62											<b>95</b>
TAS	0	1											<b>1</b>
NT	0	0											<b>0</b>
ACT	0	0											<b>0</b>
<b>AUSTRALIA</b>	<b>209</b>	<b>315</b>											<b>524</b>

## Eye and Tissue Donation Registry

Table 20: Living Tissue Donations by Jurisdiction of Retrieval and Tissue Type, 2019

	Amnion	Cardiovascular	Musculoskeletal
NSW	1	3	296
VIC	0	0	44
QLD	0	0	49
SA	0	0	35
WA	0	0	95
TAS	0	0	1
NT	0	0	0
ACT	0	0	0
<b>AUSTRALIA</b>	<b>1</b>	<b>3</b>	<b>520</b>

Table 21: Deceased Tissue Donations by Jurisdiction of Retrieval and Month, 2019

	Jan	Feb	Mar	Apr	May	Jun	Jul	Aug	Sep	Oct	Nov	Dec	Total
NSW	3	15											<b>18</b>
VIC	6	5											<b>11</b>
QLD	9	17											<b>26</b>
SA	0	2											<b>2</b>
WA	1	1											<b>2</b>
TAS	1	0											<b>1</b>
NT	0	0											<b>0</b>
ACT	0	0											<b>0</b>
<b>AUSTRALIA</b>	<b>20</b>	<b>40</b>											<b>60</b>

Table 22: Deceased Tissue Donations by Jurisdiction of Retrieval and Donor Category, 2019

	Solid Organ/Tissue				Tissue Only				Total			
	cv	ms	skin	pi	cv	ms	skin	pi	cv	ms	skin	pi
NSW	4	4	4	2	0	4	0	0	4	8	4	2
VIC	3	3	3	0	0	1	1	0	3	4	4	0
QLD	1	3	3	0	0	7	12	0	1	10	15	0
SA	1	0	0	1	0	0	0	0	1	0	0	1
WA	0	1	0	0	0	1	0	0	0	2	0	0
TAS	0	0	0	1	0	0	0	0	0	0	0	1
NT	0	0	0	0	0	0	0	0	0	0	0	0
ACT	0	0	0	0	0	0	0	0	0	0	0	0
<b>AUSTRALIA</b>	<b>9</b>	<b>11</b>	<b>10</b>	<b>4</b>	<b>0</b>	<b>13</b>	<b>13</b>	<b>0</b>	<b>9</b>	<b>24</b>	<b>23</b>	<b>4</b>

## Eye and Tissue Donation Registry

---

Table 23: Intended Solid Organ Donor Who Became Eyes and Tissue Donors, 2019

	Eye Only	Tissue Only	Eye and Tissue
NSW	0	0	0
VIC	3	0	1
QLD	1	0	1
SA	0	0	0
WA	2	0	0
TAS	0	0	0
NT	0	0	0
ACT	0	0	0
<b>AUSTRALIA</b>	<b>6</b>	<b>0</b>	<b>2</b>



## Eye and Tissue Donation Registry

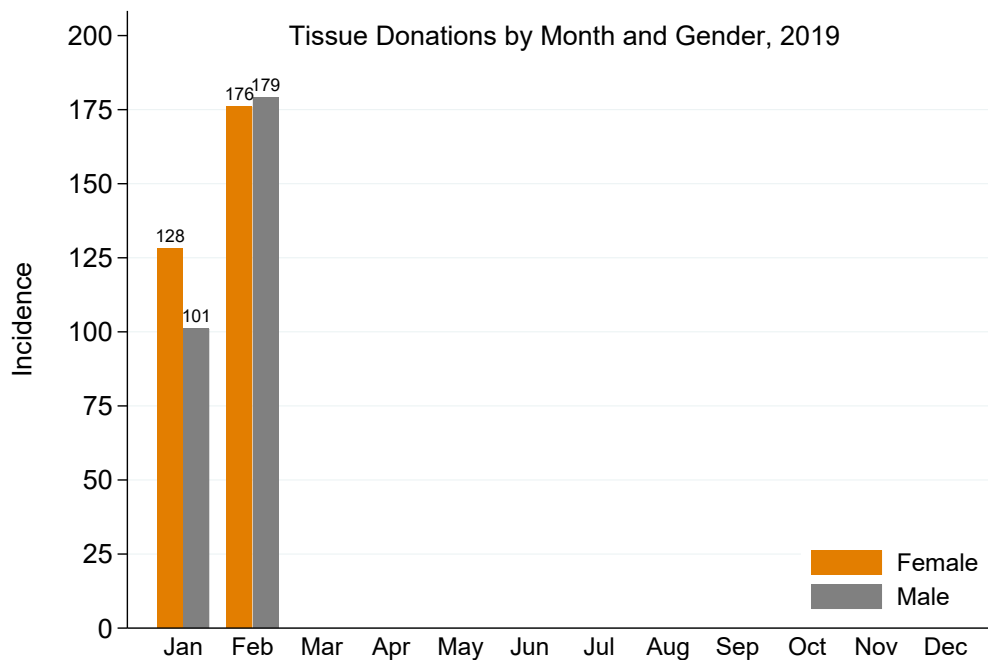


Figure 17: Tissue Donations by Month and Gender, 2019

Table 24: Female Tissue Donations by Jurisdiction of Retrieval and Month, 2019

	Jan	Feb	Mar	Apr	May	Jun	Jul	Aug	Sep	Oct	Nov	Dec	Total
NSW	72	98											170
VIC	11	14											25
QLD	16	15											31
SA	6	7											13
WA	23	42											65
TAS	0	0											0
NT	0	0											0
ACT	0	0											0
<b>AUSTRALIA</b>	<b>128</b>	<b>176</b>											<b>304</b>

Table 25: Male Tissue Donations by Jurisdiction of Retrieval and Month, 2019

	Jan	Feb	Mar	Apr	May	Jun	Jul	Aug	Sep	Oct	Nov	Dec	Total
NSW	51	97											148
VIC	10	20											30
QLD	19	25											44
SA	9	15											24
WA	11	21											32
TAS	1	1											2
NT	0	0											0
ACT	0	0											0
<b>AUSTRALIA</b>	<b>101</b>	<b>179</b>											<b>280</b>

## 5 Notified Tissue Grafts Implanted

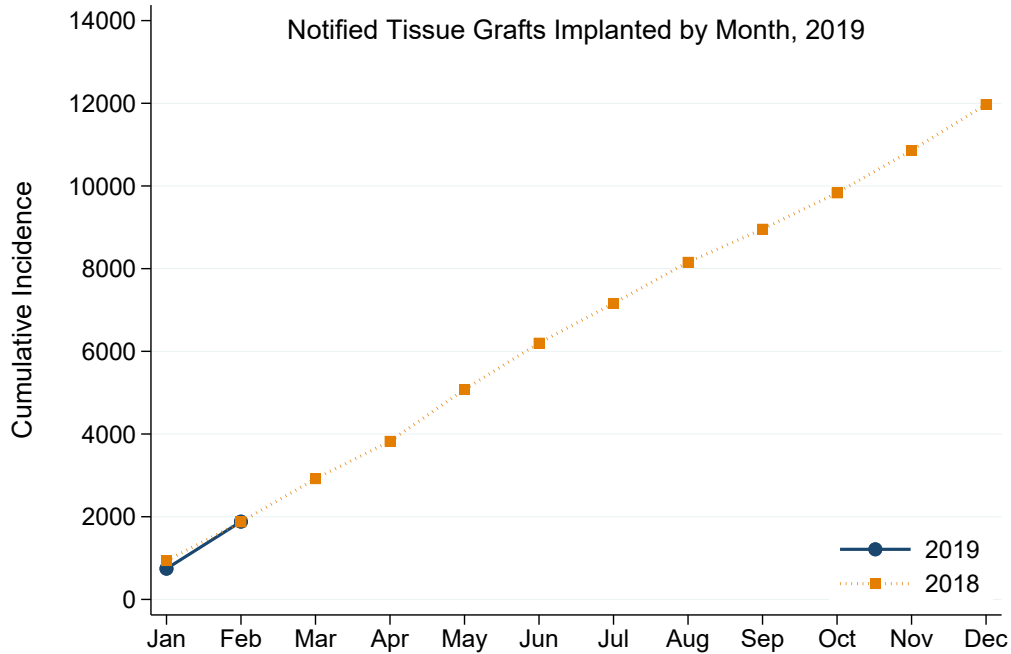


Figure 18: Notified Tissue Grafts Implanted by Month, 2019

Table 26: Notified Tissue Grafts Implanted by Jurisdiction of Retrieving Bank and Month, 2019

	Jan	Feb	Mar	Apr	May	Jun	Jul	Aug	Sep	Oct	Nov	Dec	Total
NSW	554	638											<b>1192</b>
VIC	90	60											<b>150</b>
QLD	31	365											<b>396</b>
SA	4	15											<b>19</b>
WA	65	60											<b>125</b>
TAS	0	0											<b>0</b>
NT	0	0											<b>0</b>
ACT	0	0											<b>0</b>
<b>AUSTRALIA</b>	<b>744</b>	<b>1138</b>											<b>1882</b>

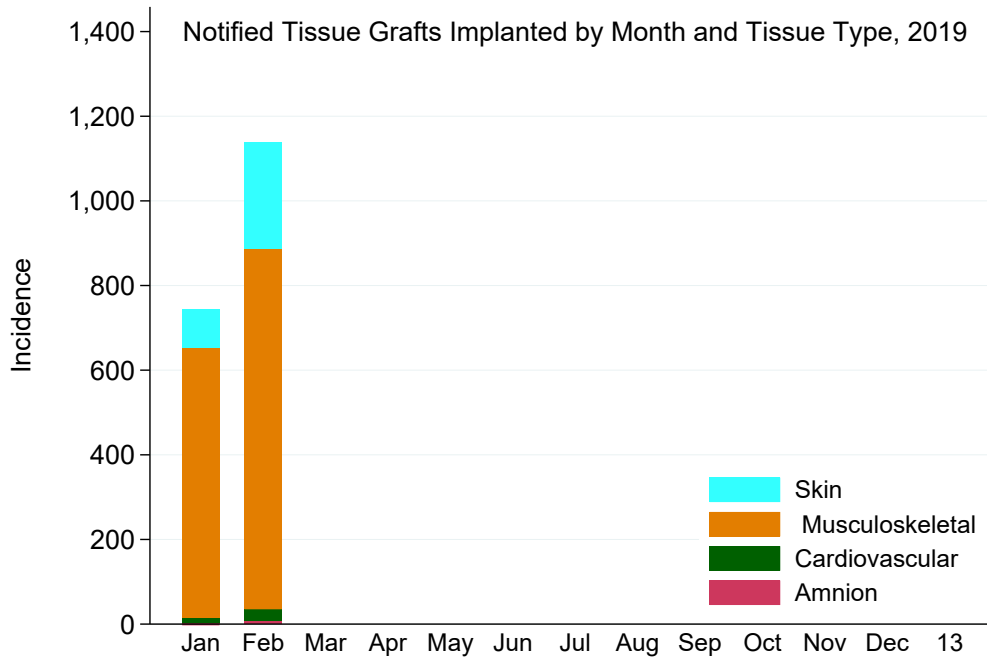


Figure 19: Notified Tissue Grafts Implanted by Month and Tissue Type, 2019

Table 27: Notified Tissue Grafts Implanted by Jurisdiction of Retrieving Bank and Tissue Type, 2019

	Amnion	Cardiovascular	Musculoskeletal	Skin
NSW	10	30	1133	19
VIC	0	11	58	81
QLD	0	0	155	241
SA	0	0	19	0
WA	0	0	125	0
<b>AUSTRALIA</b>	<b>10</b>	<b>41</b>	<b>1490</b>	<b>341</b>

## Eye and Tissue Donation Registry

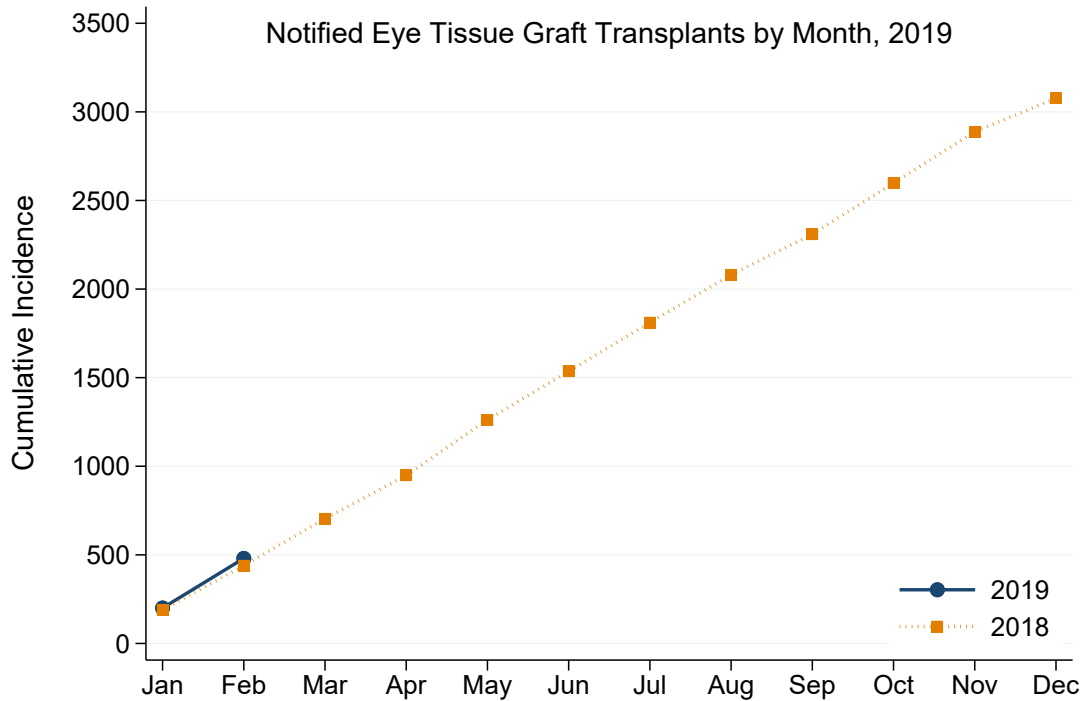


Figure 20: Notified Eye Tissue Graft Transplants by Month, 2019

Table 28: Notified Eye Tissue Graft Transplants by Jurisdiction of Retrieving Bank and Month, 2019

	Jan	Feb	Mar	Apr	May	Jun	Jul	Aug	Sep	Oct	Nov	Dec	Total
NSW	63	93											<b>156</b>
VIC	51	60											<b>111</b>
QLD	46	66											<b>112</b>
SA	6	31											<b>37</b>
WA	28	26											<b>54</b>
TAS	3	2											<b>5</b>
NT	0	0											<b>0</b>
ACT	3	2											<b>5</b>
<b>AUSTRALIA</b>	<b>200</b>	<b>280</b>											<b>480</b>

## Eye and Tissue Donation Registry

Table 29: Cornea Graft Transplants by Jurisdiction of Retrieving Bank and Month, 2019

	Jan	Feb	Mar	Apr	May	Jun	Jul	Aug	Sep	Oct	Nov	Dec	Total
NSW	46	60											<b>106</b>
VIC	35	38											<b>73</b>
QLD	45	56											<b>101</b>
SA	3	21											<b>24</b>
WA	22	17											<b>39</b>
TAS	2	1											<b>3</b>
NT	0	0											<b>0</b>
ACT	2	2											<b>4</b>
<b>AUSTRALIA</b>	<b>155</b>	<b>195</b>											<b>350</b>

Table 30: Sclera Unit Graft Transplants by Jurisdiction of Retrieving Bank and Month, 2019

	Jan	Feb	Mar	Apr	May	Jun	Jul	Aug	Sep	Oct	Nov	Dec	Total
NSW	17	33											<b>50</b>
VIC	16	22											<b>38</b>
QLD	1	10											<b>11</b>
SA	3	10											<b>13</b>
WA	6	9											<b>15</b>
TAS	1	1											<b>2</b>
NT	0	0											<b>0</b>
ACT	1	0											<b>1</b>
<b>AUSTRALIA</b>	<b>45</b>	<b>85</b>											<b>130</b>

## 6 Notified Tissue Graft Recipients

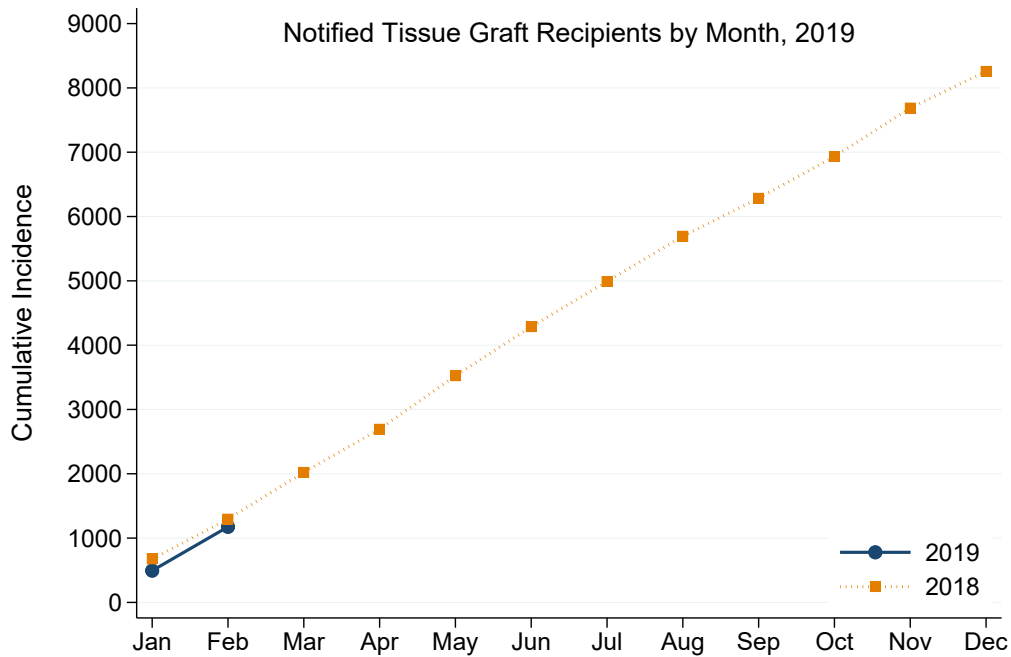


Figure 21: Notified Tissue Graft Recipients by Month, 2019

Table 31: Notified Tissue Graft Recipients by Jurisdiction of Retrieving Bank and Month, 2019

	Jan	Feb	Mar	Apr	May	Jun	Jul	Aug	Sep	Oct	Nov	Dec	Total
NSW	415	471											<b>886</b>
VIC	29	38											<b>67</b>
QLD	8	131											<b>139</b>
SA	3	7											<b>10</b>
WA	39	34											<b>73</b>
TAS	0	0											<b>0</b>
NT	0	0											<b>0</b>
ACT	0	0											<b>0</b>
<b>AUSTRALIA</b>	<b>494</b>	<b>681</b>											<b>1175</b>

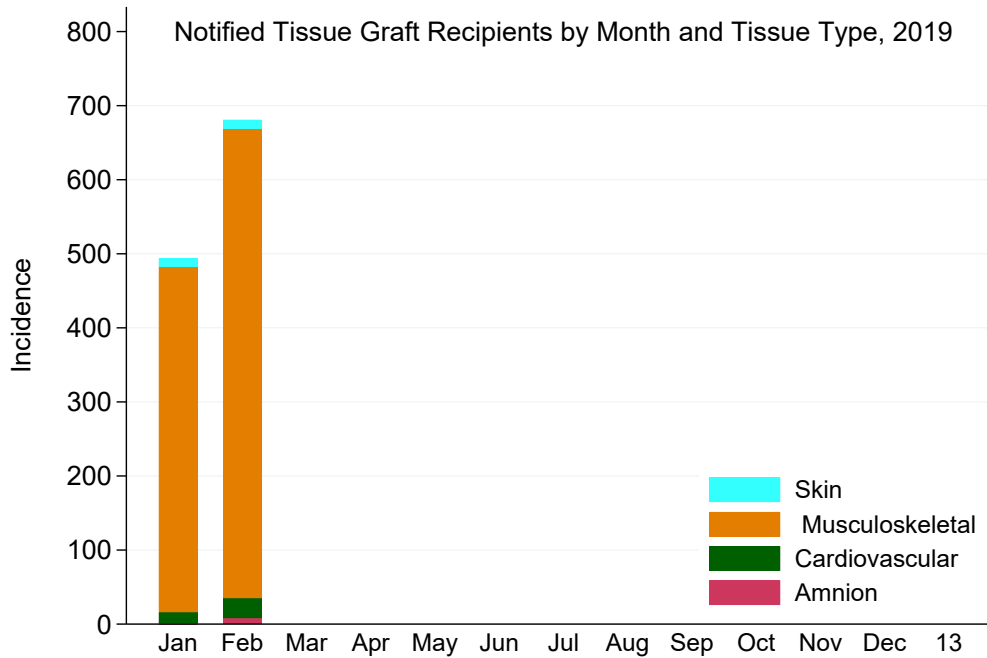


Figure 22: Notified Tissue Graft Recipients by Month and Tissue Type, 2019

Table 32: Notified Tissue Graft Recipients by Jurisdiction of Retrieving Bank and Tissue Type, 2019

	Amnion	Cardiovascular	Musculoskeletal	Skin
NSW	10	30	845	1
VIC	0	11	50	6
QLD	0	0	123	16
SA	0	0	10	0
WA	0	0	73	0
<b>AUSTRALIA</b>	<b>10</b>	<b>41</b>	<b>1101</b>	<b>23</b>

## Eye and Tissue Donation Registry

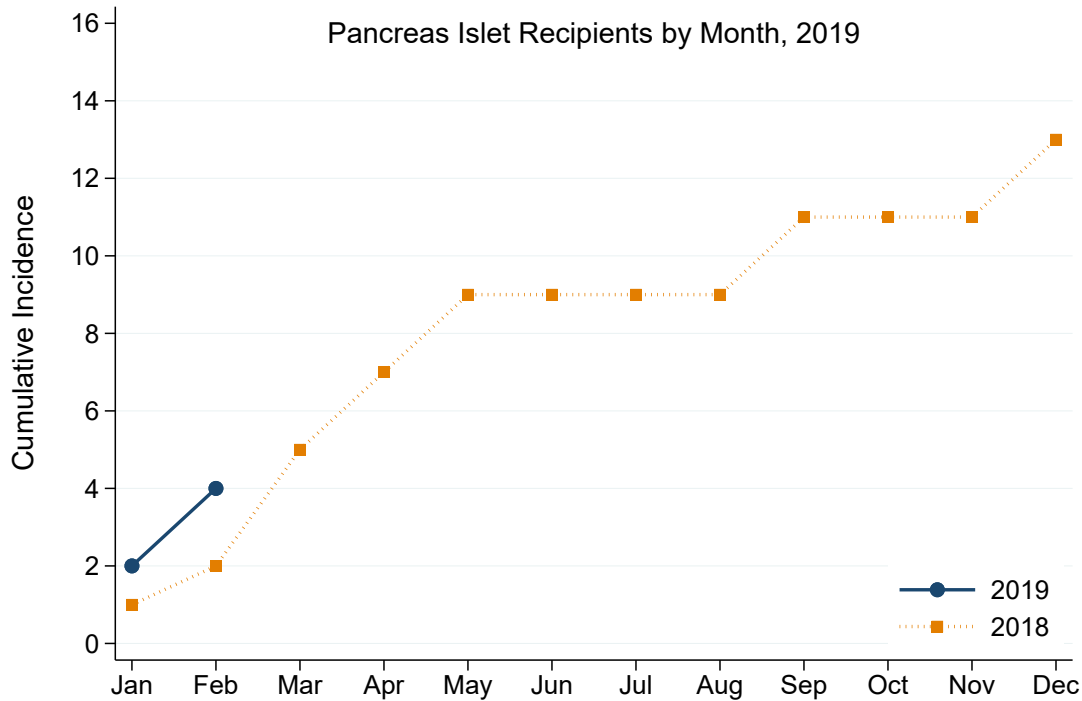


Figure 23: Pancreas Islet Recipients by Month, 2019

Table 33: Pancreas Islet Graft Recipients by Transplant Jurisdiction and Month, 2019

	Jan	Feb	Mar	Apr	May	Jun	Jul	Aug	Sep	Oct	Nov	Dec	Total
NSW	2	1											<b>3</b>
VIC	0	0											<b>0</b>
QLD	0	0											<b>0</b>
SA	0	1											<b>1</b>
WA	0	0											<b>0</b>
TAS	0	0											<b>0</b>
NT	0	0											<b>0</b>
ACT	0	0											<b>0</b>
<b>AUSTRALIA</b>	<b>2</b>	<b>2</b>											<b>4</b>



## 7 Glossary and Definitions

- 1 *Amnion (am)* – is the innermost layer of the embryonic membranes.
- 2 *Cardiovascular tissue (cv)* – includes, but not limited to, heart valves, pericardium and annexed vessels.
- 3 *Cornea* – The cornea is the transparent anterior tissue of the eyeball consisting of many layers.
- 4 *Deceased solid organ and tissue donation* – identifies a donation event where one or more solid organs and tissues are retrieved from a deceased donor. Data has been crosschecked with the solid organ and tissue sector to ensure the donor has met the deceased solid organ and tissue donation criteria.
- 5 *Deceased tissue donation* – identifies a donation event where one or more tissues are retrieved from a deceased donor and can comprise of musculoskeletal, cardiovascular, skin or eye tissue.
- 6 *Donation event*
  - A single retrieval event, within a calendar day, where a living donor can donate one or more musculoskeletal, cardiovascular, or amnion tissues.
  - Retrieval from deceased donors of solid organ, tissue and/or eyes that may occur on differing days but after the donor declaration of death date.
- 7 *Eye only donor* – A deceased donor where eye only retrieval has taken place. A donor is counted as an eye only donor if 2 whole eyes, 2 corneas only, one eye or one cornea only is retrieved. Outcomes of donated eye tissue are not limited to transplantation.
- 8 *Eye and solid organ (and tissue) donor* – A deceased donor where eye and solid organ retrieval has taken place. These donors may or may not have donated an additional tissue(s) e.g. musculoskeletal, cardiovascular or skin. Data has been crosschecked with the solid organ and tissue sector to confirm the donation event and donor classification.
- 9 *Eye and tissue only donor* – A deceased donor where eye and an additional tissue(s) e.g. musculoskeletal, cardiovascular or skin has taken place. Data has been crosschecked with the tissue sector to confirm the donation event and donor classification.
- 10 *Eye tissue donation* – Unless otherwise specified all donors undergo retrieval of both whole eyes or both corneas. This means the number of eye tissue donations can be calculated by doubling the amount of total eye donors.
- 11 *Eye tissue graft transplants* – Corneal or scleral tissue transplanted into an eye tissue recipient within the reporting time period.
- 12 *Eye tissue recipient* – Unless otherwise specified the number of eye tissue recipients is equal to the number of eye tissue graft transplants (consistent with EBAANZ).
- 13 *Living tissue donation* – identifies a donation event where one or more tissues are retrieved from a living donor. Living tissue can be amnion, cardiovascular, but is vastly comprised of donated femoral heads (bone) retrieved during hip replacement surgery. A living musculoskeletal donor can donate one femoral head during one donation event, two femoral heads during one donation event or one femoral head during two separate donation events.
- 14 *Musculoskeletal tissue (ms)* – includes, but not limited to, bone, cartilage and tendon retrieved from areas such as the pelvis, arm and leg.

## Eye and Tissue Donation Registry

---

- 15 *Notified tissue graft implants* – Number of tissue grafts supplied and confirmed by the hospital to the distributing tissue bank to have been implanted. One tissue graft recipient may receive multiple graft implants.
- 16 *Notified tissue graft recipients* – The number of tissue graft recipients, confirmed by the hospital to the distributing bank, who receive one or more graft implants during a single tissue transplant event.
- 17 *Pancreas islet (pi)* – A multicellular structure within the pancreas that maintains normal blood glucose level within the body.
- 18 *Sclera unit* – A unit of the protective outer layer of the eyeball, used for transplantation during ocular surgery.
- 19 *Skin tissue (sk)* – includes, but not limited to, split thickness skin (epidermis and upper part of the dermis), of varying size.
- 20 *Tissue transplant event*
- A single tissue transplant event occurs when a tissue graft recipient receives 1 or more tissue grafts on a single occasion. This will be counted as one tissue graft recipient, one tissue transplant event.
  - If a tissue graft recipient receives 1 or more tissue grafts during multiple tissue transplant events, this will be counted as one tissue graft recipient *for each tissue transplant event*.
- 21 *Unique donor* – A deceased or living donor who donates one or more tissue(s) during a single donation event.

## 8 Contributors

### NSW:

- Australian Tissue Donation Network
- Hunter New England Bone Bank
- Lions NSW Eye Bank
- NSW Bone Bank
- Rachel Forster Bone Bank
- Sydney Heart Valve Bank

### QLD:

- QLD Eye Bank
- QLD Bone Bank
- QLD Heart Valve Bank

### SA:

- Eye Bank of SA
- SA Tissue Bank

### VIC:

- Barwon Health Bone Bank
- Donor Tissue Bank of Victoria
- Lions Eye Donation Service

### WA:

- Lions Eye Bank WA
- PlusLife (Perth Bone and Tissue Bank)

Special acknowledgement to the BAA and the EBAANZ for their comments.