



Eye and Tissue Donation in Australia

Monthly Report

January 2019

Preliminary Data

Data collected from Australian Eye and Tissue Banks
This report supersedes any monthly interim summaries previously released for 2019

Produced 2 April 2019 12:33 PM
Data Received by ANZOD up to 1 April 2019

Contents

1	Acknowledgements	4
2	Counting Methodology	5
3	Eye and Tissue Donors	6
3.1	Unique Tissue Donors	6
3.2	Eye Donors	13
4	Tissue Donations	19
5	Notified Tissue Grafts Implanted	25
6	Notified Tissue Graft Recipients	29
7	Glossary and Definitions	32
8	Contributors	34

List of Figures

1	Unique Tissue Donors by Month, 2019	6
2	Unique Tissue Donors by Month and Jurisdiction, 2019	7
3	Unique Tissue Donors by Month and Donor Type, 2019	8
4	Unique Tissue Donors by Month and Gender, 2019	9
5	Unique Tissue Donors by Month and Age Range, 2019	10
6	Unique Tissue Donors by Age Range and Donor Type, 2019	11
7	Unique Tissue Donors by Age Range and Gender, 2019	12
8	Eye Donors by Month, 2019	13
9	Eye Donors by Month and Jurisdiction, 2019	14
10	Eye Donors by Month and Gender, 2019	15
11	Eye Donors by Month and Age Range, 2019	16
12	Eye Donors by Age Range and Gender, 2019	17
13	Eye Donors by Month and Donor Category, 2019	18
14	Tissue Donations by Month, 2019	19
15	Tissue Donations by Month and Jurisdiction, 2019	20
16	Tissue Donations by Month and Donor Type, 2019	21
17	Tissue Donations by Month and Gender, 2019	24
18	Notified Tissue Grafts Implanted by Month, 2019	25
19	Notified Tissue Grafts Implanted by Month and Tissue Type, 2019	26
20	Notified Eye Tissue Graft Transplants by Month, 2019	27
21	Notified Tissue Graft Recipients by Month, 2019	29
22	Notified Tissue Graft Recipients by Month and Tissue Type, 2019	30
23	Pancreas Islet Recipients by Month, 2019	31

List of Tables

1	Unique Tissue Donors by Jurisdiction of Retrieval and Month, 2019	7
2	Unique Living Tissue Donors by Jurisdiction of Retrieval and Month, 2019	8
3	Unique Deceased Tissue Donors by Jurisdiction of Retrieval and Month, 2019	8
4	Unique Female Tissue Donors by Jurisdiction of Retrieval and Month, 2019	9
5	Unique Male Tissue Donors by Jurisdiction of Retrieval and Month, 2019	9
6	Unique Tissue Donors by Jurisdiction of Retrieval and Age Range, 2019	10
7	Unique Living Tissue Donors by Jurisdiction of Retrieval and Age Range, 2019	11
8	Unique Deceased Tissue Donors by Jurisdiction of Retrieval and Age Range, 2019	11
9	Unique Female Tissue Donors by Jurisdiction of Retrieval and Age Range, 2019	12
10	Unique Male Tissue Donors by Jurisdiction of Retrieval and Age Range, 2019	12
11	Eye Donors by Jurisdiction of Retrieval and Month, 2019	14
12	Female Eye Donors by Jurisdiction of Retrieval and Month, 2019	15
13	Male Eye Donors by Jurisdiction of Retrieval and Month, 2019	15
14	Eye Donors by Jurisdiction of Retrieval and Age Range, 2019	16
15	Female Eye Donors by Jurisdiction of Retrieval and Age Range, 2019	17
16	Male Eye Donors by Jurisdiction of Retrieval and Age Range, 2019	17
17	Eye Donors by Jurisdiction of Retrieval and Donor Category, 2019	18
18	Tissue Donations by Jurisdiction of Retrieval and Month, 2019	20
19	Living Tissue Donations by Jurisdiction of Retrieval and Month, 2019	21
20	Living Tissue Donations by Jurisdiction of Retrieval and Tissue Type, 2019	22
21	Deceased Tissue Donations by Jurisdiction of Retrieval and Month, 2019	22
22	Deceased Tissue Donations by Jurisdiction of Retrieval and Donor Category, 2019	22
23	Intended Solid Organ Donor Who Became Eyes and Tissue Donors, 2019	23
24	Female Tissue Donations by Jurisdiction of Retrieval and Month, 2019	24
25	Male Tissue Donations by Jurisdiction of Retrieval and Month, 2019	24
26	Notified Tissue Grafts Implanted by Jurisdiction of Retrieving Bank and Month, 2019	25
27	Notified Tissue Grafts Implanted by Jurisdiction of Retrieving Bank and Tissue Type, 2019	26
28	Notified Eye Tissue Graft Transplants by Jurisdiction of Retrieving Bank and Month, 2019	27
29	Cornea Graft Transplants by Jurisdiction of Retrieving Bank and Month, 2019	28
30	Sclera Unit Graft Transplants by Jurisdiction of Retrieving Bank and Month, 2019	28
31	Notified Tissue Graft Recipients by Jurisdiction of Retrieving Bank and Month, 2019	29
32	Notified Tissue Graft Recipients by Jurisdiction of Retrieving Bank and Tissue Type, 2019	30
33	Pancreas Islet Graft Recipients by Transplant Jurisdiction and Month, 2019	31

1 Acknowledgements

According to the Eye Bank Association of Australia and New Zealand (EBAANZ), since the end of 2011, the number of corneal transplants in Australia each year has exceeded the number of new patients requiring transplants each year. This means the current demand for corneal transplants in Australia is being met and should be noted when comparing 2019 corneal transplantation numbers to previous years published.

2 Counting Methodology

Each eye and tissue bank uses a Minimum Data Set Template (MDS) to provide the Registry de-identified donor information for each tissue type, as well as aggregate data for reporting of notified tissue graft implants and notified tissue graft recipients.

Data received undergoes reconciliation and cross checking between the solid organ sector (ANZOD), the eye sector (participating eye banks) and the tissue sector (participating tissue banks) to ensure accuracy at the time of reporting.

The Registry declares:

- All donations of eye tissue have come from deceased donors.
- Eye donors include those who have donated 2 whole eyes, 2 corneas or one whole eye or one cornea.
- Eye and Tissue Graft Implants and Transplant Recipient data includes transplant events that have occurred in a different jurisdiction to where the tissue was donated.
- Graft Implants and Transplant Recipient data may or may not be a direct outcome of tissue donations reported for the month, as tissue can be stored for a period of time before the graft is implanted.
- Outcome data does not capture tissue that has been supplied for implant but not yet notified as implanted to the distributing tissue bank.

3 Eye and Tissue Donors

3.1 Unique Tissue Donors

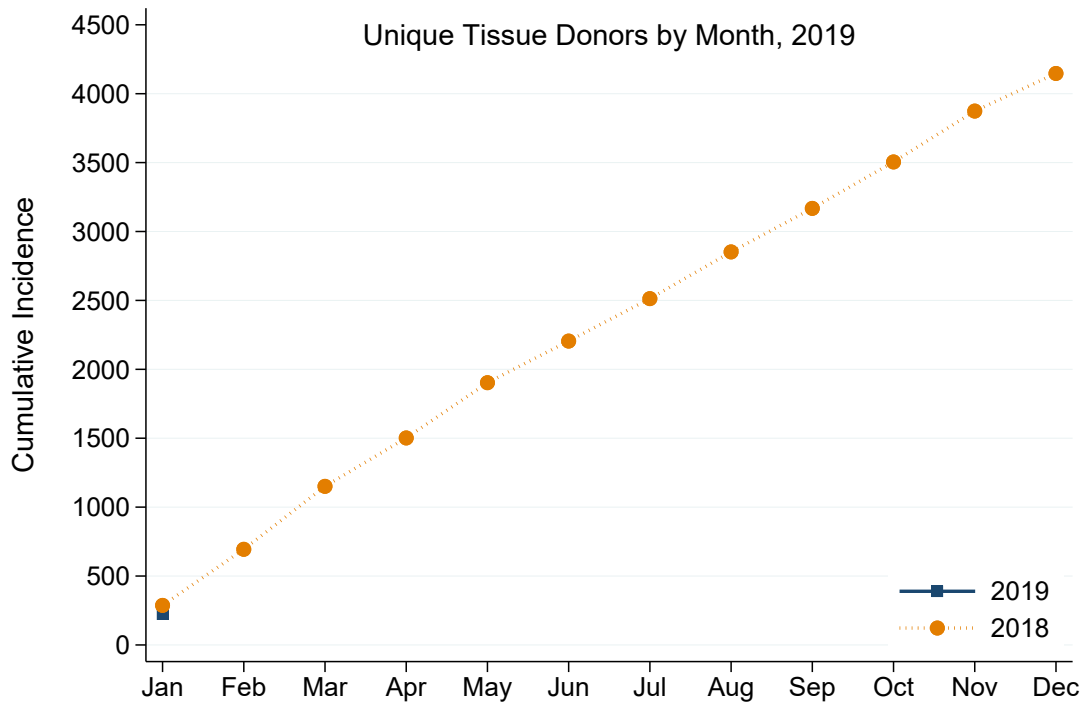


Figure 1: Unique Tissue Donors by Month, 2019

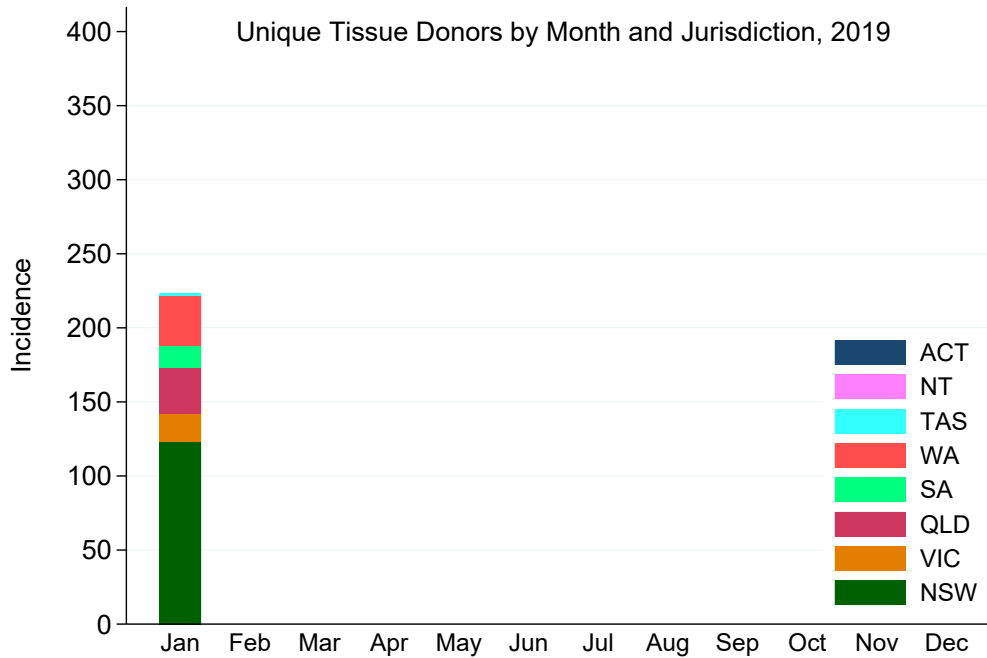


Figure 2: Unique Tissue Donors by Month and Jurisdiction, 2019

Table 1: Unique Tissue Donors by Jurisdiction of Retrieval and Month, 2019

	Jan	Feb	Mar	Apr	May	Jun	Jul	Aug	Sep	Oct	Nov	Dec	Total
NSW	123												123
VIC	19												19
QLD	31												31
SA	15												15
WA	34												34
TAS	1												1
NT	0												0
ACT	0												0
AUSTRALIA	223												223

Eye and Tissue Donation Registry

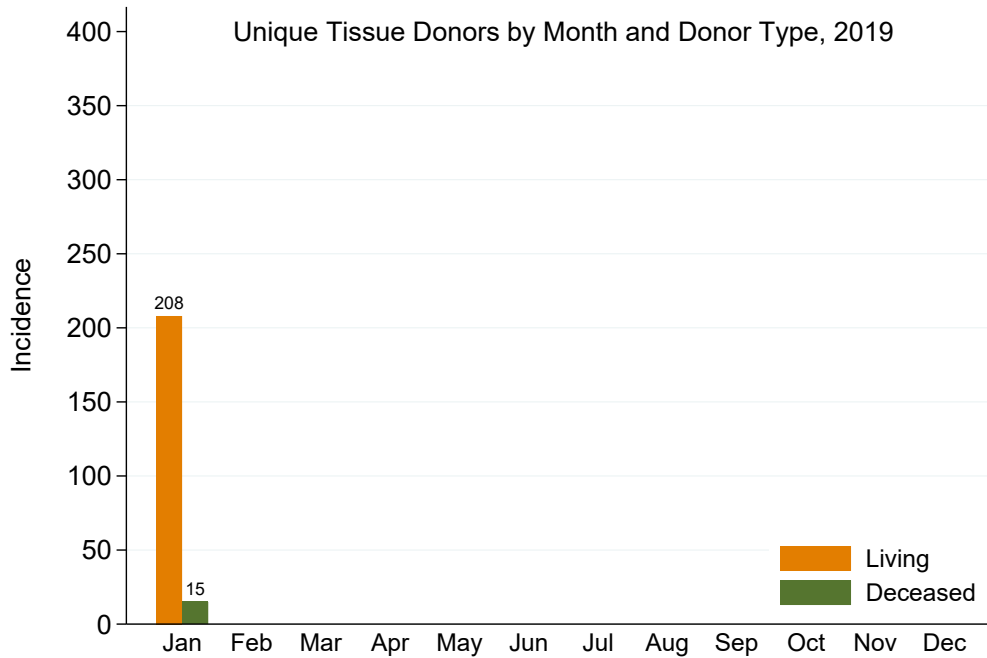


Figure 3: Unique Tissue Donors by Month and Donor Type, 2019

Table 2: Unique Living Tissue Donors by Jurisdiction of Retrieval and Month, 2019

	Jan	Feb	Mar	Apr	May	Jun	Jul	Aug	Sep	Oct	Nov	Dec	Total
NSW	120												120
VIC	15												15
QLD	25												25
SA	15												15
WA	33												33
TAS	0												0
NT	0												0
ACT	0												0
AUSTRALIA	208												208

Table 3: Unique Deceased Tissue Donors by Jurisdiction of Retrieval and Month, 2019

	Jan	Feb	Mar	Apr	May	Jun	Jul	Aug	Sep	Oct	Nov	Dec	Total
NSW	3												3
VIC	4												4
QLD	6												6
SA	0												0
WA	1												1
TAS	1												1
NT	0												0
ACT	0												0
AUSTRALIA	15												15

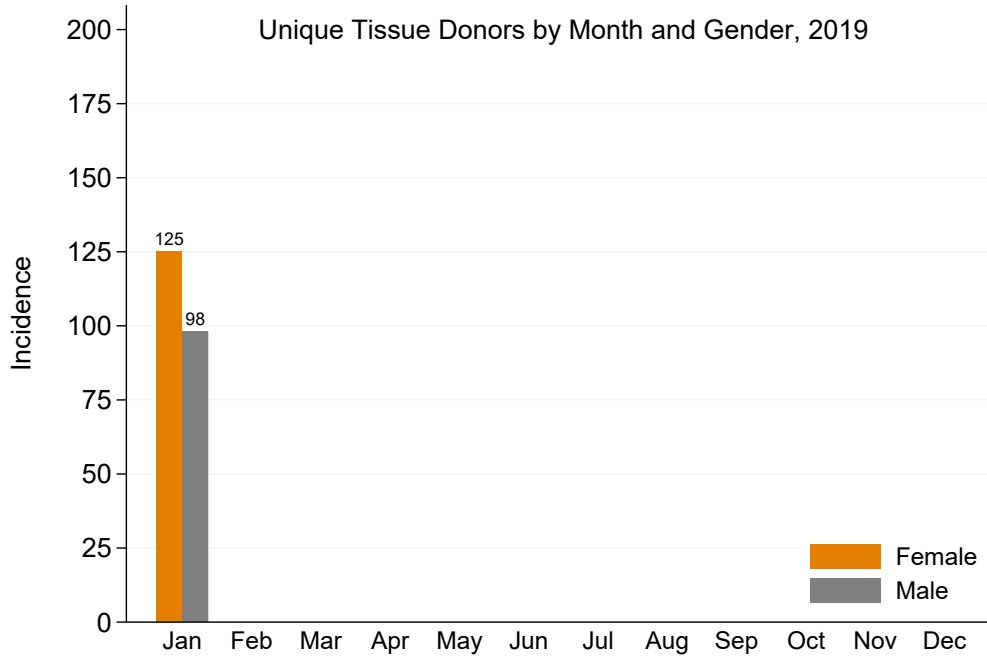


Figure 4: Unique Tissue Donors by Month and Gender, 2019

Table 4: Unique Female Tissue Donors by Jurisdiction of Retrieval and Month, 2019

	Jan	Feb	Mar	Apr	May	Jun	Jul	Aug	Sep	Oct	Nov	Dec	Total
NSW	72												72
VIC	10												10
QLD	14												14
SA	6												6
WA	23												23
TAS	0												0
NT	0												0
ACT	0												0
AUSTRALIA	125												125

Table 5: Unique Male Tissue Donors by Jurisdiction of Retrieval and Month, 2019

	Jan	Feb	Mar	Apr	May	Jun	Jul	Aug	Sep	Oct	Nov	Dec	Total
NSW	51												51
VIC	9												9
QLD	17												17
SA	9												9
WA	11												11
TAS	1												1
NT	0												0
ACT	0												0
AUSTRALIA	98												98

Eye and Tissue Donation Registry

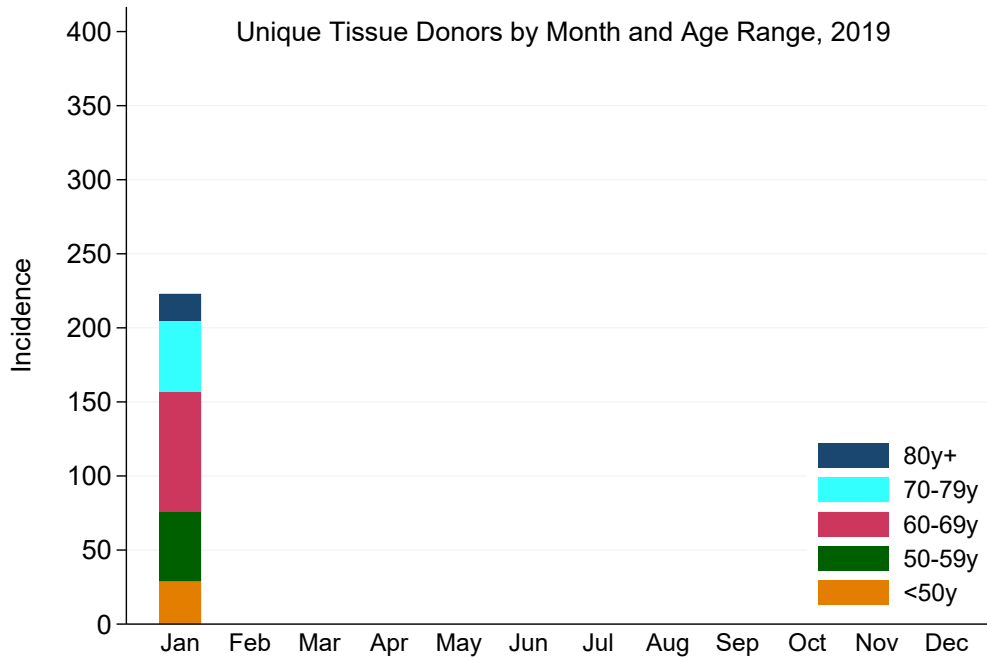


Figure 5: Unique Tissue Donors by Month and Age Range, 2019

Table 6: Unique Tissue Donors by Jurisdiction of Retrieval and Age Range, 2019

	<50y	50-59y	60-69y	70-79y	80y+	Total
NSW	9	29	41	33	11	123
VIC	4	0	10	3	2	19
QLD	11	9	10	1	0	31
SA	0	1	5	5	4	15
WA	4	8	15	6	1	34
TAS	1	0	0	0	0	1
NT	0	0	0	0	0	0
ACT	0	0	0	0	0	0
AUSTRALIA	29	47	81	48	18	223

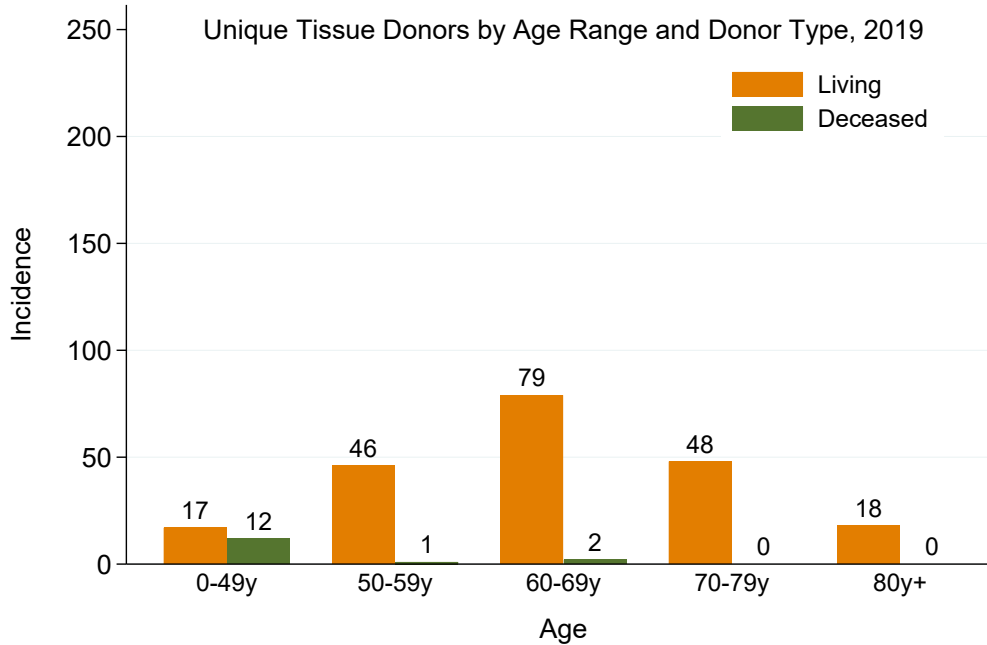


Figure 6: Unique Tissue Donors by Age Range and Donor Type, 2019

Table 7: Unique Living Tissue Donors by Jurisdiction of Retrieval and Age Range, 2019

	<50y	50-59y	60-69y	70-79y	80y+	Total
NSW	7	28	41	33	11	120
VIC	2	0	8	3	2	15
QLD	5	9	10	1	0	25
SA	0	1	5	5	4	15
WA	3	8	15	6	1	33
TAS	0	0	0	0	0	0
NT	0	0	0	0	0	0
ACT	0	0	0	0	0	0
AUSTRALIA	17	46	79	48	18	208

Table 8: Unique Deceased Tissue Donors by Jurisdiction of Retrieval and Age Range, 2019

	<50y	50-59y	60-69y	70-79y	80y+	Total
NSW	2	1	0	0	0	3
VIC	2	0	2	0	0	4
QLD	6	0	0	0	0	6
SA	0	0	0	0	0	0
WA	1	0	0	0	0	1
TAS	1	0	0	0	0	1
NT	0	0	0	0	0	0
ACT	0	0	0	0	0	0
AUSTRALIA	12	1	2	0	0	15

Eye and Tissue Donation Registry

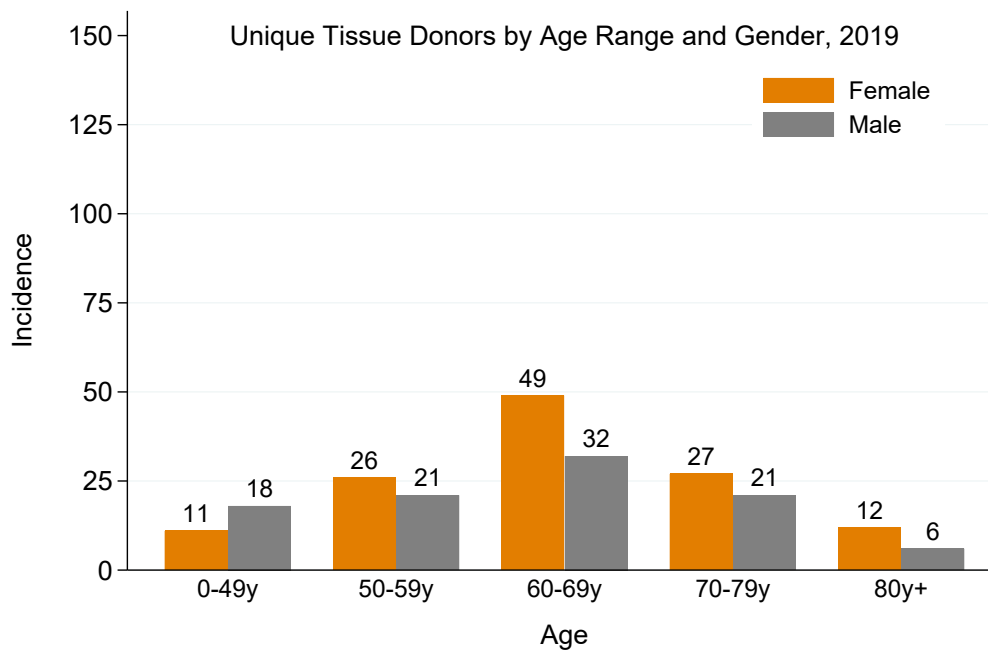


Figure 7: Unique Tissue Donors by Age Range and Gender, 2019

Table 9: Unique Female Tissue Donors by Jurisdiction of Retrieval and Age Range, 2019

	<50y	50-59y	60-69y	70-79y	80y+	Total
NSW	5	15	24	21	7	72
VIC	1	0	7	1	1	10
QLD	4	4	6	0	0	14
SA	0	1	1	1	3	6
WA	1	6	11	4	1	23
TAS	0	0	0	0	0	0
NT	0	0	0	0	0	0
ACT	0	0	0	0	0	0
AUSTRALIA	11	26	49	27	12	125

Table 10: Unique Male Tissue Donors by Jurisdiction of Retrieval and Age Range, 2019

	<50y	50-59y	60-69y	70-79y	80y+	Total
NSW	4	14	17	12	4	51
VIC	3	0	3	2	1	9
QLD	7	5	4	1	0	17
SA	0	0	4	4	1	9
WA	3	2	4	2	0	11
TAS	1	0	0	0	0	1
NT	0	0	0	0	0	0
ACT	0	0	0	0	0	0
AUSTRALIA	18	21	32	21	6	98

3.2 Eye Donors

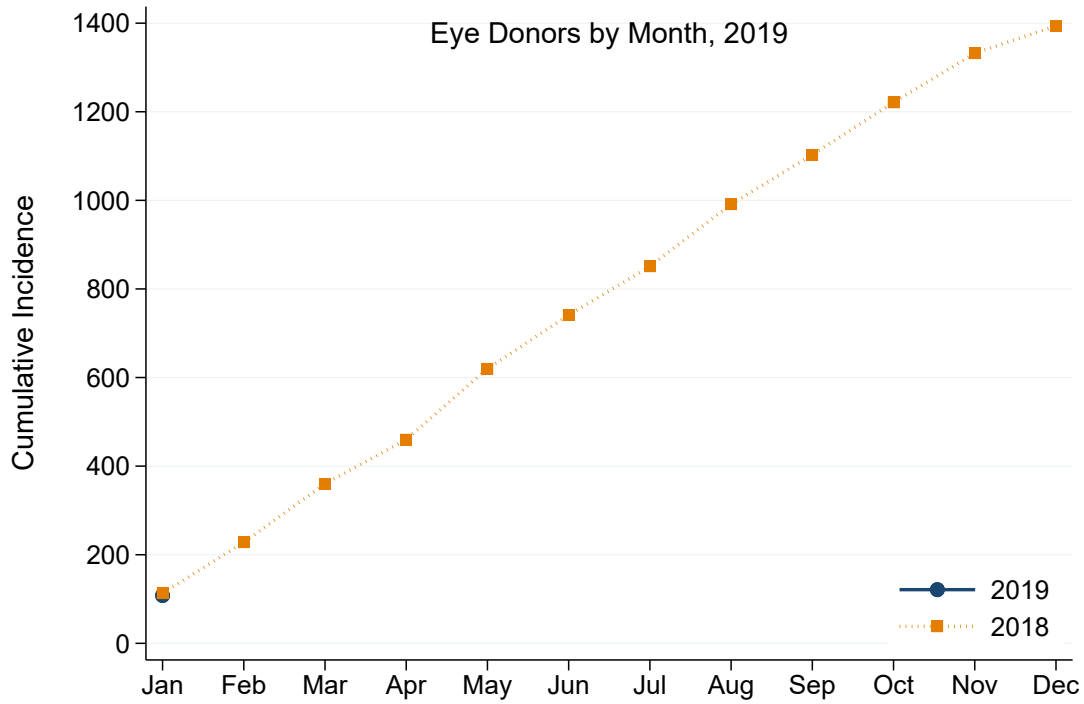


Figure 8: Eye Donors by Month, 2019

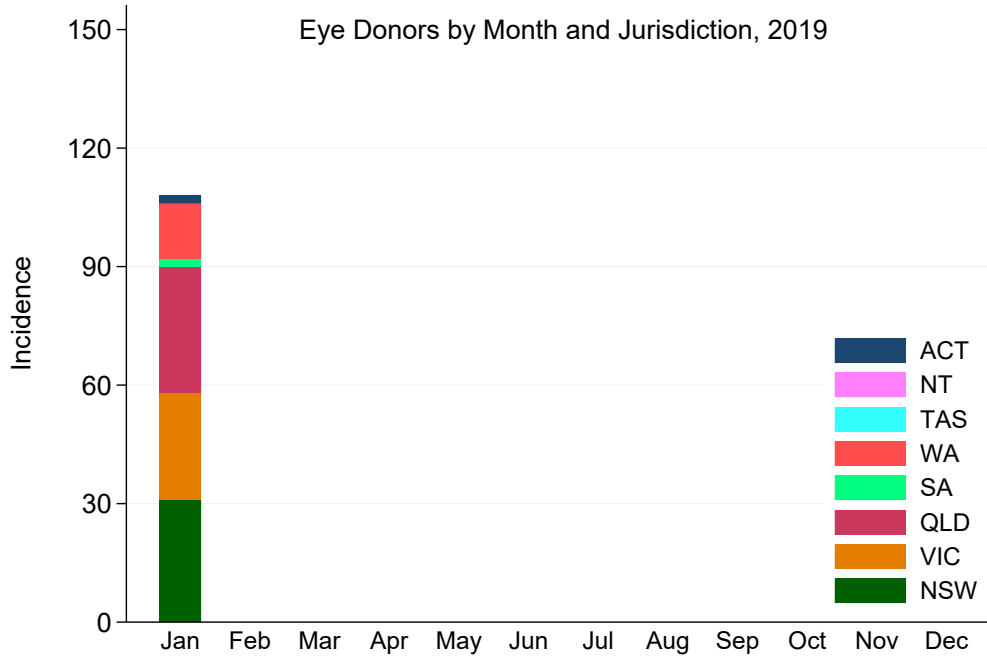


Figure 9: Eye Donors by Month and Jurisdiction, 2019

Table 11: Eye Donors by Jurisdiction of Retrieval and Month, 2019

	Jan	Feb	Mar	Apr	May	Jun	Jul	Aug	Sep	Oct	Nov	Dec	Total
NSW	31												31
VIC	27												27
QLD	32												32
SA	2												2
WA	14												14
TAS	0												0
NT	0												0
ACT	2												2
AUSTRALIA	108												108

Eye and Tissue Donation Registry

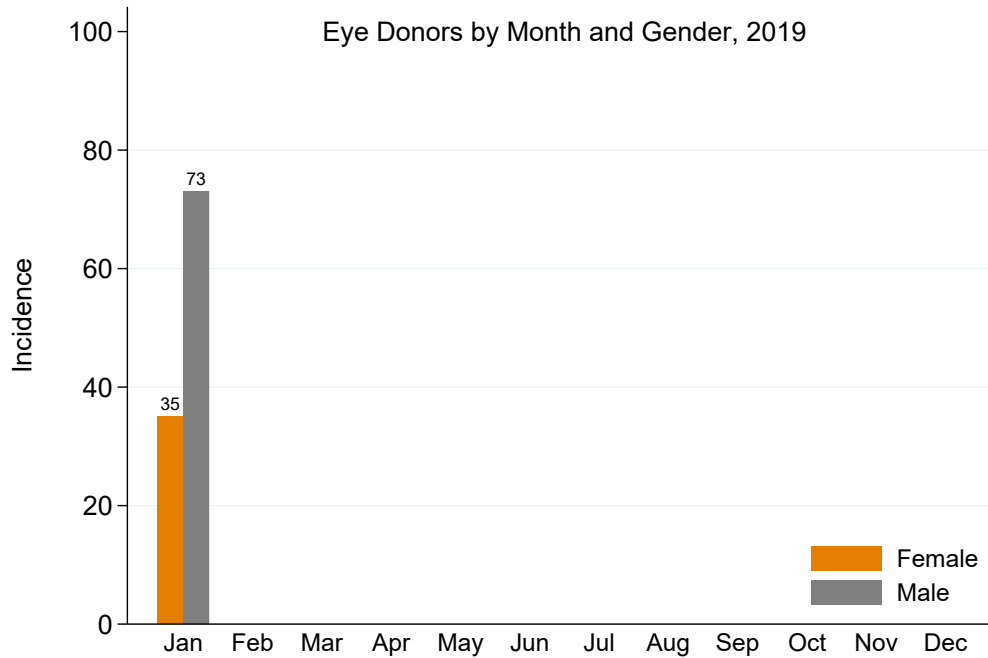


Figure 10: Eye Donors by Month and Gender, 2019

Table 12: Female Eye Donors by Jurisdiction of Retrieval and Month, 2019

	Jan	Feb	Mar	Apr	May	Jun	Jul	Aug	Sep	Oct	Nov	Dec	Total
NSW	8												8
VIC	9												9
QLD	15												15
SA	2												2
WA	0												0
TAS	0												0
NT	0												0
ACT	1												1
AUSTRALIA	35												35

Table 13: Male Eye Donors by Jurisdiction of Retrieval and Month, 2019

	Jan	Feb	Mar	Apr	May	Jun	Jul	Aug	Sep	Oct	Nov	Dec	Total
NSW	23												23
VIC	18												18
QLD	17												17
SA	0												0
WA	14												14
TAS	0												0
NT	0												0
ACT	1												1
AUSTRALIA	73												73

Eye and Tissue Donation Registry

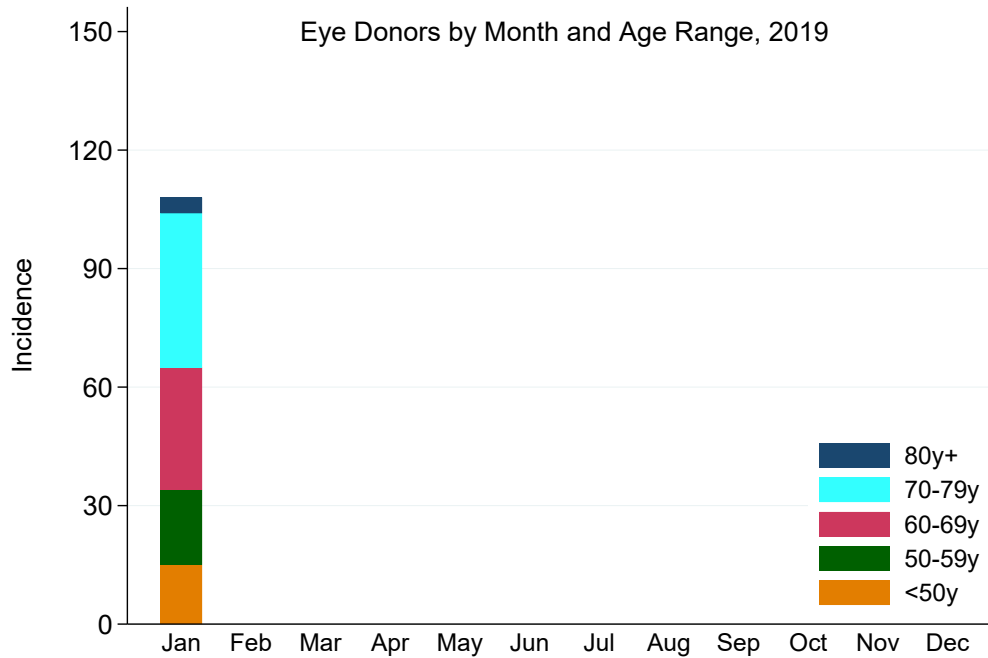


Figure 11: Eye Donors by Month and Age Range, 2019

Table 14: Eye Donors by Jurisdiction of Retrieval and Age Range, 2019

	<50y	50-59y	60-69y	70-79y	80y+	Total
NSW	2	4	9	14	2	31
VIC	4	2	11	10	0	27
QLD	6	5	6	13	2	32
SA	0	1	1	0	0	2
WA	3	7	3	1	0	14
TAS	0	0	0	0	0	0
NT	0	0	0	0	0	0
ACT	0	0	1	1	0	2
AUSTRALIA	15	19	31	39	4	108

Eye and Tissue Donation Registry

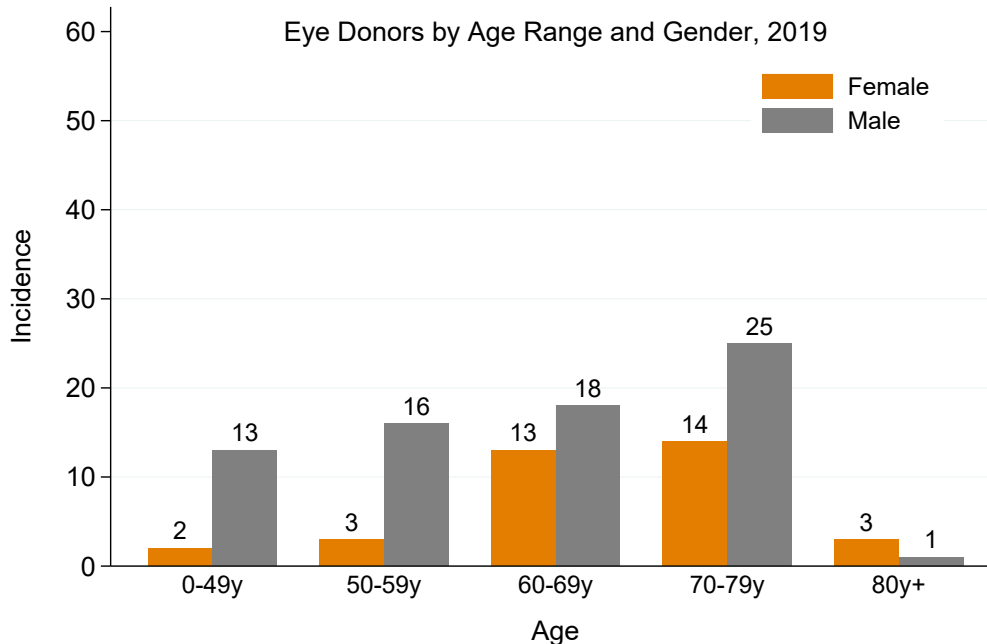


Figure 12: Eye Donors by Age Range and Gender, 2019

Table 15: Female Eye Donors by Jurisdiction of Retrieval and Age Range, 2019

	<50y	50-59y	60-69y	70-79y	80y+	Total
NSW	0	1	3	3	1	8
VIC	0	0	6	3	0	9
QLD	2	1	3	7	2	15
SA	0	1	1	0	0	2
WA	0	0	0	0	0	0
TAS	0	0	0	0	0	0
NT	0	0	0	0	0	0
ACT	0	0	0	1	0	1
AUSTRALIA	2	3	13	14	3	35

Table 16: Male Eye Donors by Jurisdiction of Retrieval and Age Range, 2019

	<50y	50-59y	60-69y	70-79y	80y+	Total
NSW	2	3	6	11	1	23
VIC	4	2	5	7	0	18
QLD	4	4	3	6	0	17
SA	0	0	0	0	0	0
WA	3	7	3	1	0	14
TAS	0	0	0	0	0	0
NT	0	0	0	0	0	0
ACT	0	0	1	0	0	1
AUSTRALIA	13	16	18	25	1	73

Eye and Tissue Donation Registry

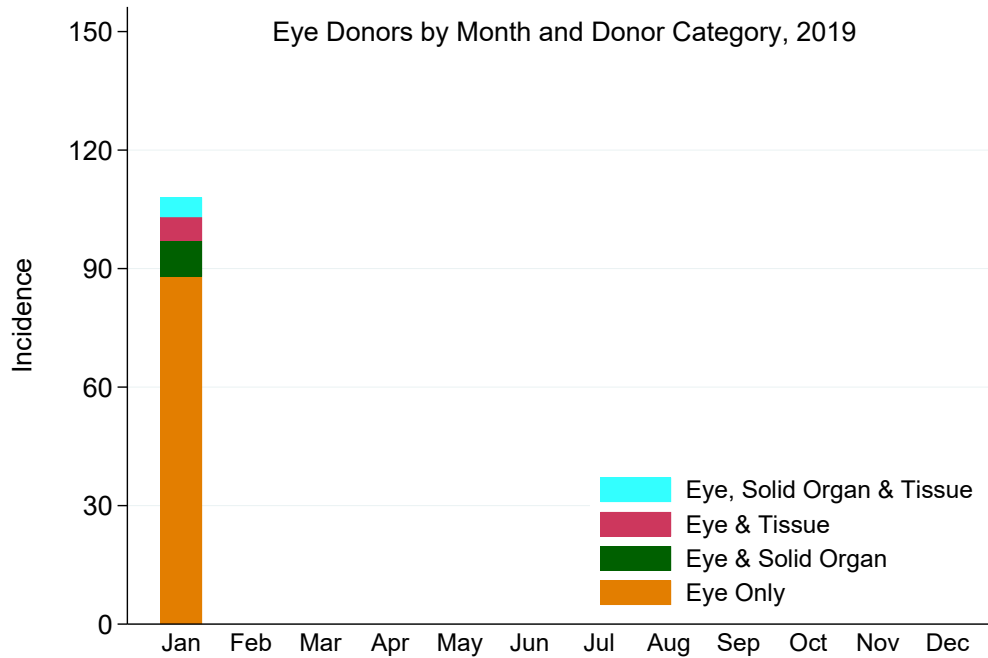


Figure 13: Eye Donors by Month and Donor Category, 2019

Table 17: Eye Donors by Jurisdiction of Retrieval and Donor Category, 2019

	Eye Only	Eye and Solid Organ	Eye and Tissue	Eye, Solid Organ and Tissue
NSW	26	1	1	3
VIC	20	5	1	1
QLD	28	0	4	0
SA	2	0	0	0
WA	10	3	0	1
ACT	2	0	0	0
AUSTRALIA	88	9	6	5

4 Tissue Donations

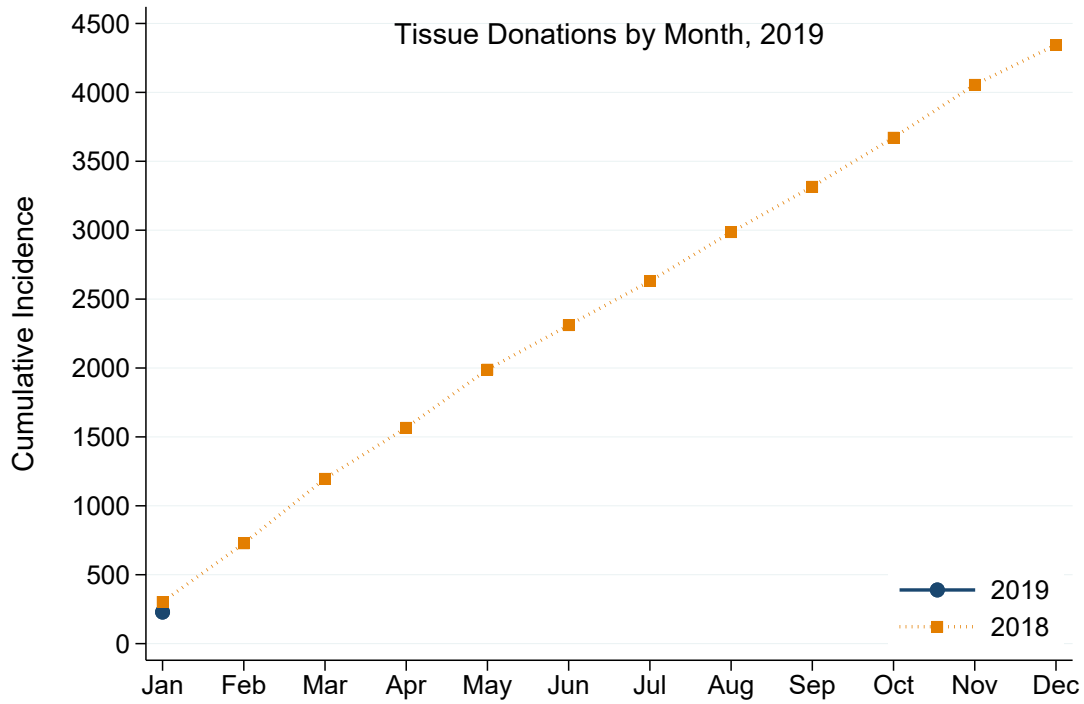


Figure 14: Tissue Donations by Month, 2019

Eye and Tissue Donation Registry

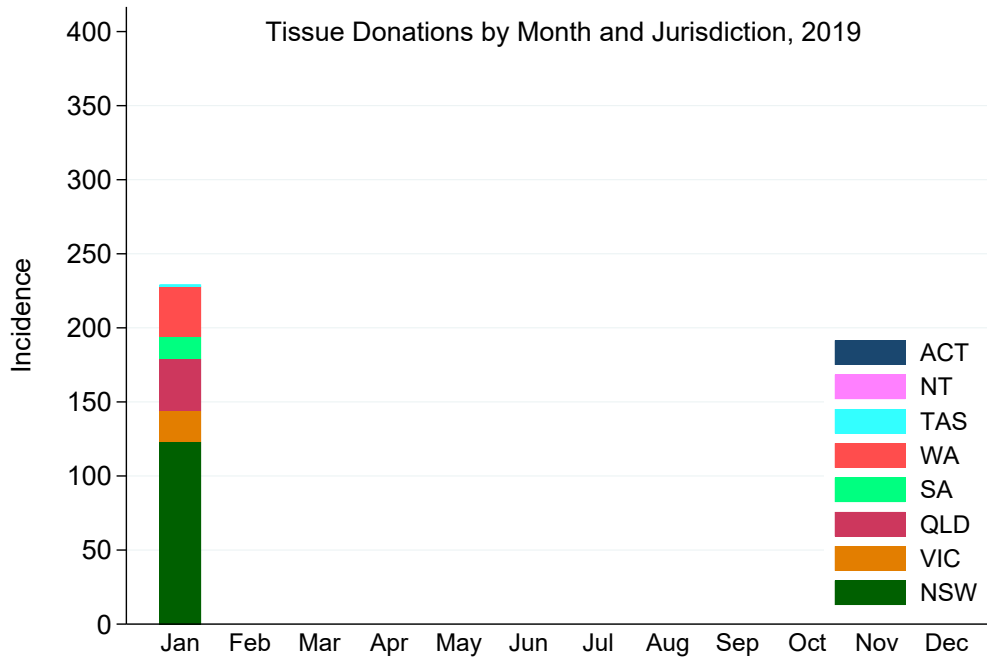


Figure 15: Tissue Donations by Month and Jurisdiction, 2019

Table 18: Tissue Donations by Jurisdiction of Retrieval and Month, 2019

	Jan	Feb	Mar	Apr	May	Jun	Jul	Aug	Sep	Oct	Nov	Dec	Total
NSW	123												123
VIC	21												21
QLD	35												35
SA	15												15
WA	34												34
TAS	1												1
NT	0												0
ACT	0												0
AUSTRALIA	229												229

Eye and Tissue Donation Registry

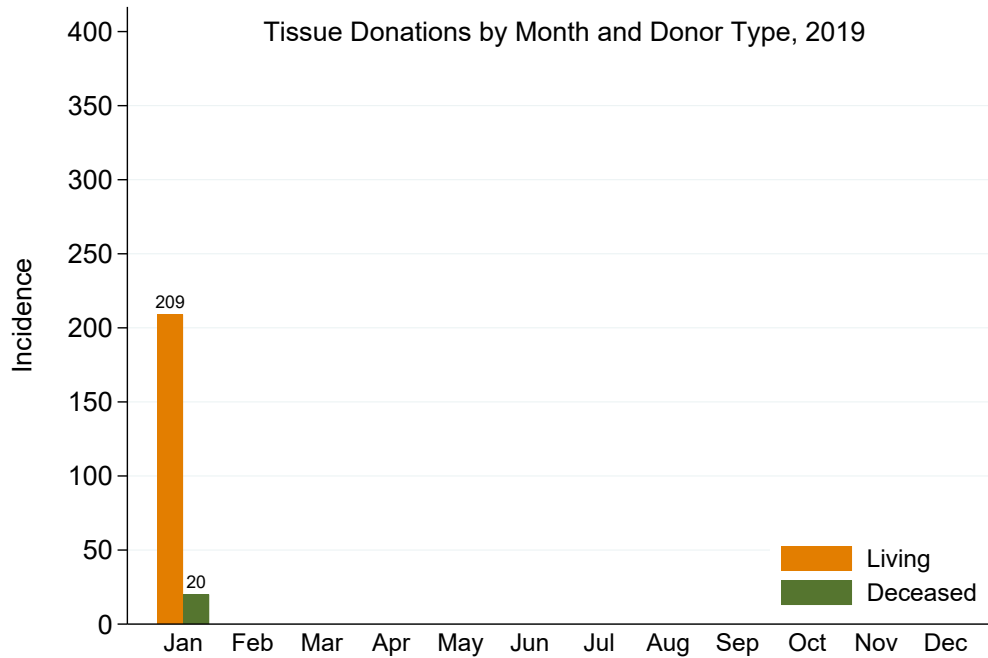


Figure 16: Tissue Donations by Month and Donor Type, 2019

Table 19: Living Tissue Donations by Jurisdiction of Retrieval and Month, 2019

	Jan	Feb	Mar	Apr	May	Jun	Jul	Aug	Sep	Oct	Nov	Dec	Total
NSW	120												120
VIC	15												15
QLD	26												26
SA	15												15
WA	33												33
TAS	0												0
NT	0												0
ACT	0												0
AUSTRALIA	209												209

Eye and Tissue Donation Registry

Table 20: Living Tissue Donations by Jurisdiction of Retrieval and Tissue Type, 2019

	Amnion	Cardiovascular	Musculoskeletal
NSW	1	3	116
VIC	0	0	15
QLD	0	0	26
SA	0	0	15
WA	0	0	33
TAS	0	0	0
NT	0	0	0
ACT	0	0	0
AUSTRALIA	1	3	205

Table 21: Deceased Tissue Donations by Jurisdiction of Retrieval and Month, 2019

	Jan	Feb	Mar	Apr	May	Jun	Jul	Aug	Sep	Oct	Nov	Dec	Total
NSW	3												3
VIC	6												6
QLD	9												9
SA	0												0
WA	1												1
TAS	1												1
NT	0												0
ACT	0												0
AUSTRALIA	20												20

Table 22: Deceased Tissue Donations by Jurisdiction of Retrieval and Donor Category, 2019

	Solid Organ/Tissue				Tissue Only				Total			
	cv	ms	skin	pi	cv	ms	skin	pi	cv	ms	skin	pi
NSW	0	0	1	1	0	1	0	0	0	1	1	1
VIC	2	1	1	0	0	1	1	0	2	2	2	0
QLD	0	0	0	0	0	3	6	0	0	3	6	0
SA	0	0	0	0	0	0	0	0	0	0	0	0
WA	0	1	0	0	0	0	0	0	0	1	0	0
TAS	0	0	0	1	0	0	0	0	0	0	0	1
NT	0	0	0	0	0	0	0	0	0	0	0	0
ACT	0	0	0	0	0	0	0	0	0	0	0	0
AUSTRALIA	2	2	2	2	0	5	7	0	2	7	9	2

Eye and Tissue Donation Registry

Table 23: Intended Solid Organ Donor Who Became Eyes and Tissue Donors, 2019

	Eye Only	Tissue Only	Eye and Tissue
NSW	0	0	0
VIC	1	0	1
QLD	0	0	0
SA	0	0	0
WA	1	0	0
TAS	0	0	0
NT	0	0	0
ACT	0	0	0
AUSTRALIA	2	0	1

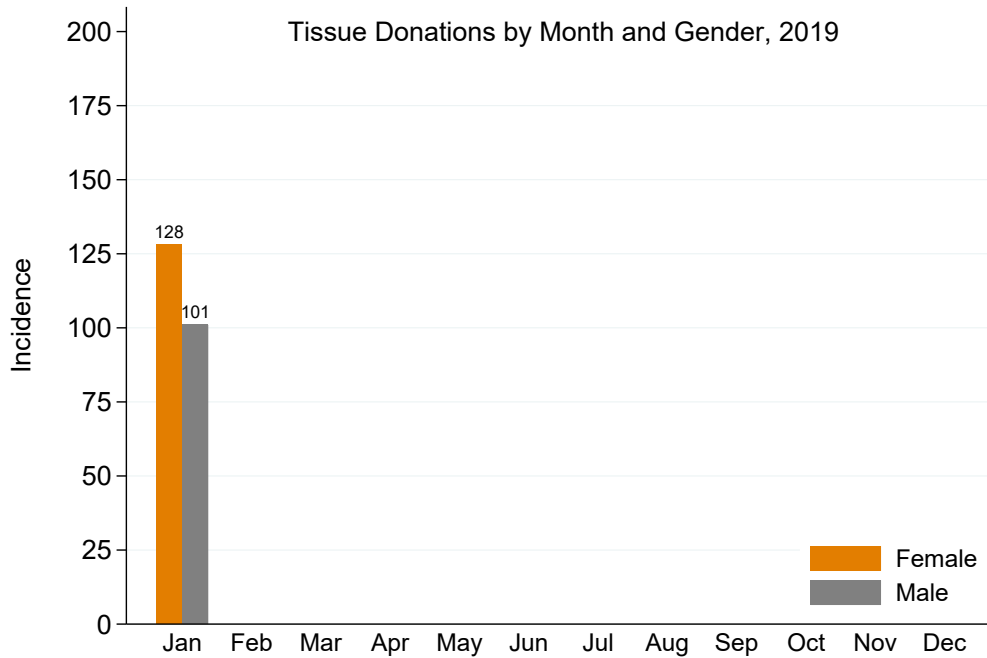


Figure 17: Tissue Donations by Month and Gender, 2019

Table 24: Female Tissue Donations by Jurisdiction of Retrieval and Month, 2019

	Jan	Feb	Mar	Apr	May	Jun	Jul	Aug	Sep	Oct	Nov	Dec	Total
NSW	72												72
VIC	11												11
QLD	16												16
SA	6												6
WA	23												23
TAS	0												0
NT	0												0
ACT	0												0
AUSTRALIA	128												128

Table 25: Male Tissue Donations by Jurisdiction of Retrieval and Month, 2019

	Jan	Feb	Mar	Apr	May	Jun	Jul	Aug	Sep	Oct	Nov	Dec	Total
NSW	51												51
VIC	10												10
QLD	19												19
SA	9												9
WA	11												11
TAS	1												1
NT	0												0
ACT	0												0
AUSTRALIA	101												101

5 Notified Tissue Grafts Implanted

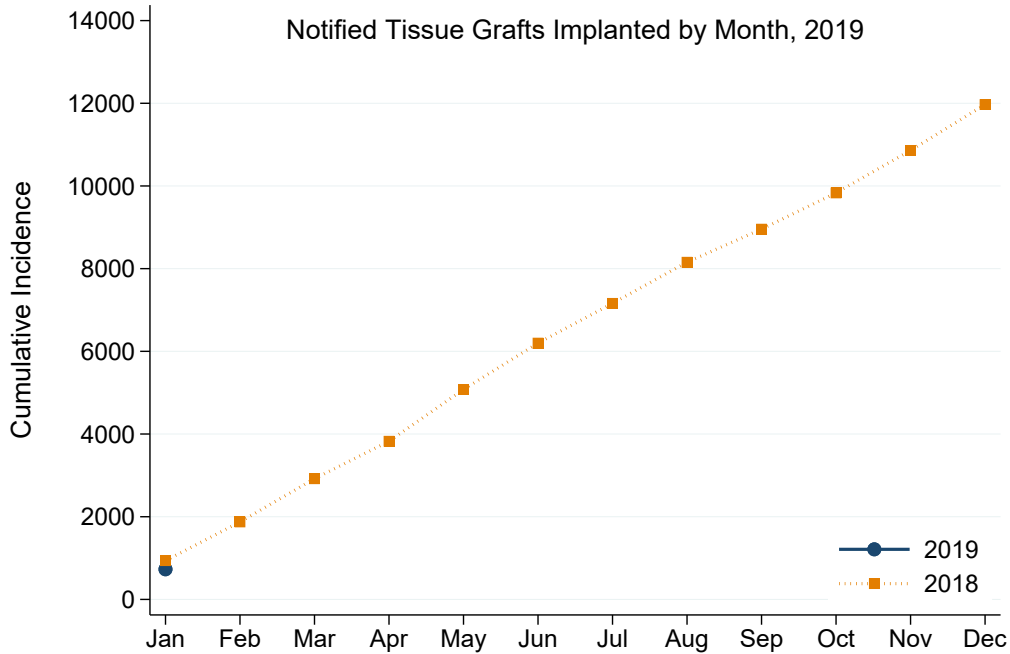


Figure 18: Notified Tissue Grafts Implanted by Month, 2019

Table 26: Notified Tissue Grafts Implanted by Jurisdiction of Retrieving Bank and Month, 2019

	Jan	Feb	Mar	Apr	May	Jun	Jul	Aug	Sep	Oct	Nov	Dec	Total
NSW	554												554
VIC	75												75
QLD	31												31
SA	4												4
WA	65												65
TAS	0												0
NT	0												0
ACT	0												0
AUSTRALIA	729												729

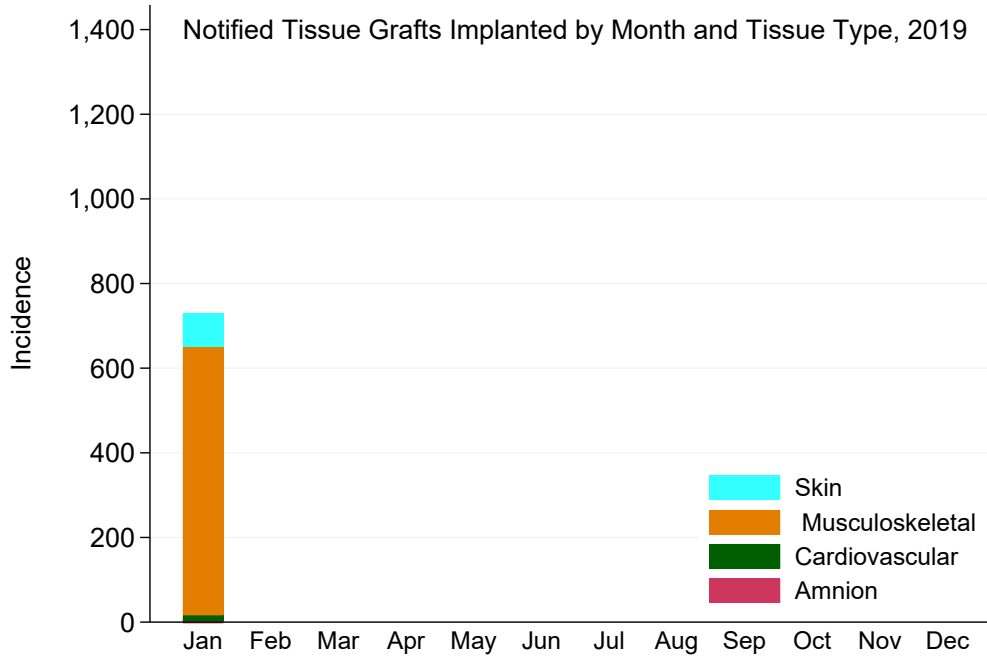


Figure 19: Notified Tissue Grafts Implanted by Month and Tissue Type, 2019

Table 27: Notified Tissue Grafts Implanted by Jurisdiction of Retrieving Bank and Tissue Type, 2019

	Amnion	Cardiovascular	Musculoskeletal	Skin
NSW	2	12	540	0
VIC	0	2	24	49
QLD	0	0	2	29
SA	0	0	4	0
WA	0	0	65	0
AUSTRALIA	2	14	635	78

Eye and Tissue Donation Registry

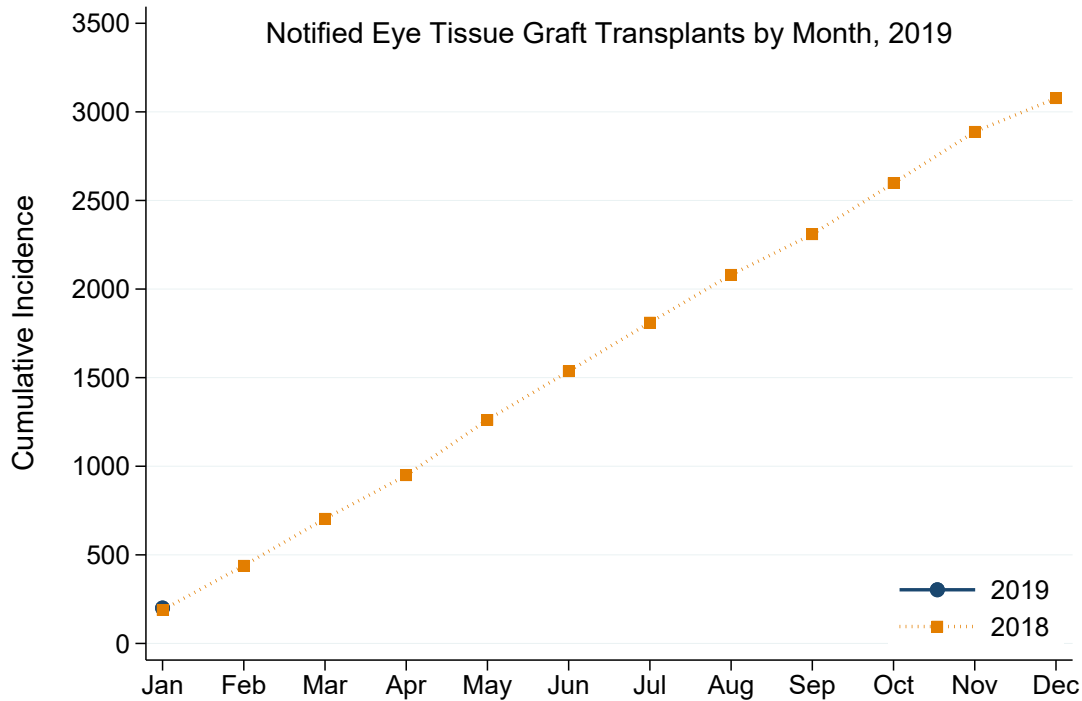


Figure 20: Notified Eye Tissue Graft Transplants by Month, 2019

Table 28: Notified Eye Tissue Graft Transplants by Jurisdiction of Retrieving Bank and Month, 2019

	Jan	Feb	Mar	Apr	May	Jun	Jul	Aug	Sep	Oct	Nov	Dec	Total
NSW	63												63
VIC	51												51
QLD	46												46
SA	6												6
WA	28												28
TAS	3												3
NT	0												0
ACT	3												3
AUSTRALIA	200												200

Eye and Tissue Donation Registry

Table 29: Cornea Graft Transplants by Jurisdiction of Retrieving Bank and Month, 2019

	Jan	Feb	Mar	Apr	May	Jun	Jul	Aug	Sep	Oct	Nov	Dec	Total
NSW	46												46
VIC	35												35
QLD	45												45
SA	3												3
WA	22												22
TAS	2												2
NT	0												0
ACT	2												2
AUSTRALIA	155												155

Table 30: Sclera Unit Graft Transplants by Jurisdiction of Retrieving Bank and Month, 2019

	Jan	Feb	Mar	Apr	May	Jun	Jul	Aug	Sep	Oct	Nov	Dec	Total
NSW	17												17
VIC	16												16
QLD	1												1
SA	3												3
WA	6												6
TAS	1												1
NT	0												0
ACT	1												1
AUSTRALIA	45												45

6 Notified Tissue Graft Recipients

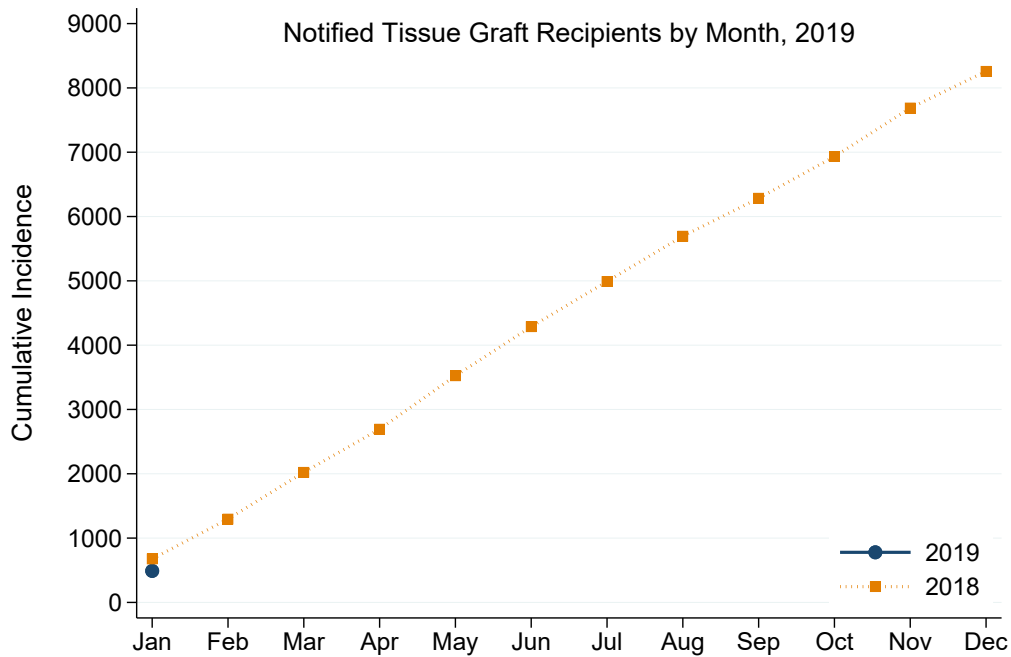


Figure 21: Notified Tissue Graft Recipients by Month, 2019

Table 31: Notified Tissue Graft Recipients by Jurisdiction of Retrieving Bank and Month, 2019

	Jan	Feb	Mar	Apr	May	Jun	Jul	Aug	Sep	Oct	Nov	Dec	Total
NSW	415												415
VIC	25												25
QLD	8												8
SA	3												3
WA	39												39
TAS	0												0
NT	0												0
ACT	0												0
AUSTRALIA	490												490

Eye and Tissue Donation Registry

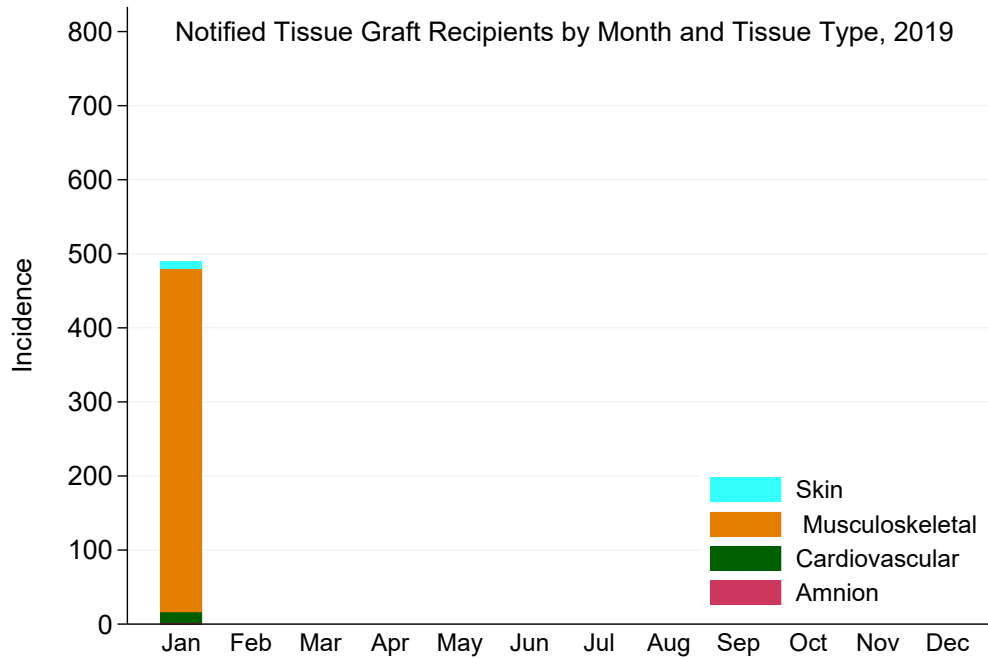


Figure 22: Notified Tissue Graft Recipients by Month and Tissue Type, 2019

Table 32: Notified Tissue Graft Recipients by Jurisdiction of Retrieving Bank and Tissue Type, 2019

	Amnion	Cardiovascular	Musculoskeletal	Skin
NSW	2	12	401	0
VIC	0	2	19	4
QLD	0	0	2	6
SA	0	0	3	0
WA	0	0	39	0
AUSTRALIA	2	14	464	10

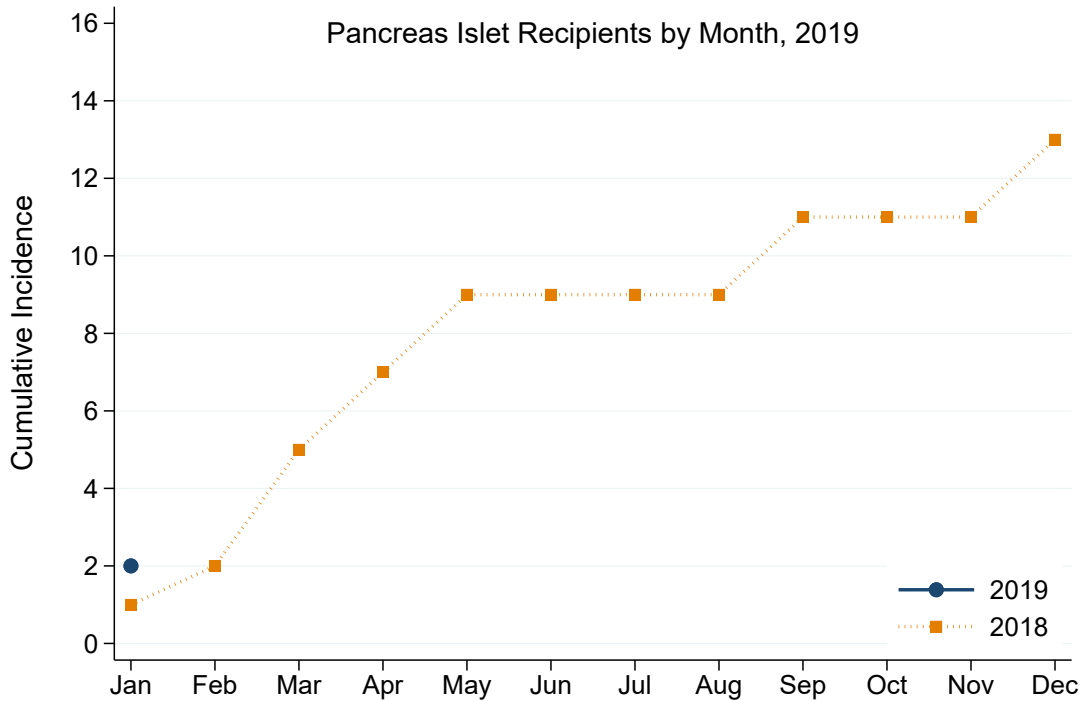


Figure 23: Pancreas Islet Recipients by Month, 2019

Table 33: Pancreas Islet Graft Recipients by Transplant Jurisdiction and Month, 2019

	Jan	Feb	Mar	Apr	May	Jun	Jul	Aug	Sep	Oct	Nov	Dec	Total
NSW	2												2
VIC	0												0
QLD	0												0
SA	0												0
WA	0												0
TAS	0												0
NT	0												0
ACT	0												0
AUSTRALIA	2												2

7 Glossary and Definitions

- 1 *Amnion (am)* – is the innermost layer of the embryonic membranes.
- 2 *Cardiovascular tissue (cv)* – includes, but not limited to, heart valves, pericardium and annexed vessels.
- 3 *Cornea* – The cornea is the transparent anterior tissue of the eyeball consisting of many layers.
- 4 *Deceased solid organ and tissue donation* – identifies a donation event where one or more solid organs and tissues are retrieved from a deceased donor. Data has been crosschecked with the solid organ and tissue sector to ensure the donor has met the deceased solid organ and tissue donation criteria.
- 5 *Deceased tissue donation* – identifies a donation event where one or more tissues are retrieved from a deceased donor and can comprise of musculoskeletal, cardiovascular, skin or eye tissue.
- 6 *Donation event*
 - A single retrieval event, within a calendar day, where a living donor can donate one or more musculoskeletal, cardiovascular, or amnion tissues.
 - Retrieval from deceased donors of solid organ, tissue and/or eyes that may occur on differing days but after the donor declaration of death date.
- 7 *Eye only donor* – A deceased donor where eye only retrieval has taken place. A donor is counted as an eye only donor if 2 whole eyes, 2 corneas only, one eye or one cornea only is retrieved. Outcomes of donated eye tissue are not limited to transplantation.
- 8 *Eye and solid organ (and tissue) donor* – A deceased donor where eye and solid organ retrieval has taken place. These donors may or may not have donated an additional tissue(s) e.g. musculoskeletal, cardiovascular or skin. Data has been crosschecked with the solid organ and tissue sector to confirm the donation event and donor classification.
- 9 *Eye and tissue only donor* – A deceased donor where eye and an additional tissue(s) e.g. musculoskeletal, cardiovascular or skin has taken place. Data has been crosschecked with the tissue sector to confirm the donation event and donor classification.
- 10 *Eye tissue donation* – Unless otherwise specified all donors undergo retrieval of both whole eyes or both corneas. This means the number of eye tissue donations can be calculated by doubling the amount of total eye donors.
- 11 *Eye tissue graft transplants* – Corneal or scleral tissue transplanted into an eye tissue recipient within the reporting time period.
- 12 *Eye tissue recipient* – Unless otherwise specified the number of eye tissue recipients is equal to the number of eye tissue graft transplants (consistent with EBAANZ).
- 13 *Living tissue donation* – identifies a donation event where one or more tissues are retrieved from a living donor. Living tissue can be amnion, cardiovascular, but is vastly comprised of donated femoral heads (bone) retrieved during hip replacement surgery. A living musculoskeletal donor can donate one femoral head during one donation event, two femoral heads during one donation event or one femoral head during two separate donation events.
- 14 *Musculoskeletal tissue (ms)* – includes, but not limited to, bone, cartilage and tendon retrieved from areas such as the pelvis, arm and leg.

Eye and Tissue Donation Registry

- 15 *Notified tissue graft implants* – Number of tissue grafts supplied and confirmed by the hospital to the distributing tissue bank to have been implanted. One tissue graft recipient may receive multiple graft implants.
- 16 *Notified tissue graft recipients* – The number of tissue graft recipients, confirmed by the hospital to the distributing bank, who receive one or more graft implants during a single tissue transplant event.
- 17 *Pancreas islet (pi)* – A multicellular structure within the pancreas that maintains normal blood glucose level within the body.
- 18 *Sclera unit* – A unit of the protective outer layer of the eyeball, used for transplantation during ocular surgery.
- 19 *Skin tissue (sk)* – includes, but not limited to, split thickness skin (epidermis and upper part of the dermis), of varying size.
- 20 *Tissue transplant event*
- A single tissue transplant event occurs when a tissue graft recipient receives 1 or more tissue grafts on a single occasion. This will be counted as one tissue graft recipient, one tissue transplant event.
 - If a tissue graft recipient receives 1 or more tissue grafts during multiple tissue transplant events, this will be counted as one tissue graft recipient *for each tissue transplant event*.
- 21 *Unique donor* – A deceased or living donor who donates one or more tissue(s) during a single donation event.

8 Contributors

NSW:

- Australian Tissue Donation Network
- Hunter New England Bone Bank
- Lions NSW Eye Bank
- NSW Bone Bank
- Rachel Forster Bone Bank
- Sydney Heart Valve Bank

QLD:

- QLD Eye Bank
- QLD Bone Bank
- QLD Heart Valve Bank

SA:

- Eye Bank of SA
- SA Tissue Bank

VIC:

- Barwon Health Bone Bank
- Donor Tissue Bank of Victoria
- Lions Eye Donation Service

WA:

- Lions Eye Bank WA
- PlusLife (Perth Bone and Tissue Bank)

Special acknowledgement to the BAA and the EBAANZ for their comments.