

**ANZ  
DATA**



**AUSTRALIA &  
NEW ZEALAND**

EYE & TISSUE DONATION  
REGISTRY

# Eye and Tissue Donation in Australia Quarterly Report

January – December 2018  
Preliminary Data

Data collected from Australian Eye and Tissue Banks.  
This report supersedes any quarterly interim summaries previously released for 2018.

Produced 13 February 2019 12:03 PM  
Data Received by ANZOD up to 12 February 2019

## Contents

|   |           |
|---|-----------|
| <b>Explanatory notes</b>  | <b>2</b>  |
| Acknowledgements . . . . .  | 2         |
| Definitions . . . . .   | 3         |
| Counting Methodology . . . . .  | 4         |
| Notes . . . . .   | 4         |
| <b>Tissue Donors, Donation, Implantation and Recipients</b>                                     | <b>5</b>  |
| Unique Tissue Donors (ms, cv, sk, pi) . . . . .   | 5         |
| Total Unique Tissue Donors by Jurisdiction of Retrieval and Month, 2018 . . . . .               | 5         |
| Living Unique Tissue Donors by Jurisdiction of Retrieval and Month, 2018 . . . . .              | 6         |
| Deceased Unique Tissue Donors by Jurisdiction of Retrieval and Month, 2018 . . . . .            | 6         |
| Tissue Donations (ms, cv, sk, pi) . . . . .   | 7         |
| Total Tissue Donations by Jurisdiction of Retrieval and Month, 2018 . . . . .                   | 7         |
| Living Tissue Donations by Jurisdiction of Retrieval and Month, 2018 . . . . .                  | 8         |
| Living Tissue Donations by Jurisdiction of Retrieval and Type, 2018 . . . . .                   | 8         |
| Deceased Tissue Donations by Jurisdiction of Retrieval and Month, 2018 . . . . .                | 9         |
| Deceased Tissue Donations by Jurisdiction of Retrieval and Type, 2018 . . . . .                 | 9         |
| Notified Tissue Grafts Implanted (ms, cv, sk) . . . . .   | 10        |
| Notified Tissue Grafts Implanted by Jurisdiction of Retrieving Bank and Month, 2018 . . . . .   | 10        |
| Notified Tissue Grafts Implanted by Jurisdiction of Retrieving Bank and Type, 2018 . . . . .    | 10        |
| Notified Tissue Graft Recipients (ms, cv, sk) . . . . .   | 11        |
| Notified Tissue Graft Recipients by Jurisdiction of Retrieving Bank and Month, 2018 . . . . .   | 11        |
| Notified Tissue Graft Recipients by Jurisdiction of Retrieving Bank and Type, 2018 . . . . .    | 11        |
| Pancreas Islet Graft Recipients . . . . .   | 12        |
| Pancreas Islet Graft Recipients by Transplant Jurisdiction and Month, 2018 . . . . .            | 12        |
| <b>Eye Donors and Transplants</b>   | <b>13</b> |
| Eye Donors . . . . .  | 13        |
| Eye Donors by Jurisdiction of Retrieval and Month, 2018 . . . . .                               | 13        |
| Eye Donors by Jurisdiction of Retrieval and Type, 2018 . . . . .                                | 14        |
| Notified Eye Tissue Graft Transplants . . . . .   | 15        |
| Total Eye Tissue Graft Transplants by Jurisdiction of Retrieving Bank and Month, 2018 . . . . . | 15        |
| Cornea Graft Transplants by Jurisdiction of Retrieving Bank and Month, 2018 . . . . .           | 16        |
| Sclera Unit Graft Transplants by Jurisdiction of Retrieving Bank and Month, 2018 . . . . .      | 16        |

## Explanatory notes

### Acknowledgements

The following Eye and Tissue Banks contributed data:

#### NSW:

- Australian Tissue Donation Network
- Hunter New England Bone Bank
- Lions NSW Eye Bank
- NSW Bone Bank
- Rachel Forster Bone Bank
- Sydney Heart Valve Bank

#### QLD:

- QLD Eye Bank
- QLD Bone Bank
- QLD Heart Valve Bank

#### SA:

- Eye Bank of SA
- SA Tissue Bank

#### VIC:

- Barwon Health Bone Bank Geelong
- Donor Tissue Bank of Victoria
- Lions Eye Donation Service

#### WA:

- Lions Eye Bank of WA
- PlusLife (Perth Bone and Tissue Bank)

Special acknowledgement to the Biotherapeutics Association of Australasia (BAA) and the Eye Bank Association of Australia and New Zealand (EBAANZ) for their comments.

## Definitions

- 1 Cardiovascular tissue (cv) – Includes, but not limited to, heart valves, pericardium and annexed vessels.
- 2 Cornea – The cornea is the transparent anterior tissue of the eyeball consisting of many layers.
- 3 Deceased solid organ and tissue donation – Identifies a donation event where one or more solid organs and tissues are retrieved from a deceased donor. Data has been crosschecked with the solid organ and tissue sector to ensure the donor has met the deceased solid organ and tissue donation criteria.
- 4 Deceased tissue donation – Identifies a donation event where one or more tissues are retrieved from a deceased donor and can comprise of musculoskeletal, cardiovascular, skin or eye tissue.
- 5 Donation event
  - A single retrieval event, within a calendar day, where a living donor can donate one or more musculoskeletal or cardiovascular tissues.
  - Retrieval from deceased donors of solid organ, tissue and/or eyes that may occur on differing days but after the donor declaration of death date.
- 6 Eye only donor – A deceased donor where eye only retrieval has taken place. A donor is counted as an eye only donor if 2 whole eyes, 2 corneas only, one eye or one cornea only is retrieved. Outcomes of donated eye tissue are not limited to transplantation.
- 7 Eye and solid organ (and tissue) donor – A deceased donor where eye and solid organ retrieval has taken place. These donors may or may not have donated an additional tissue(s) e.g. musculoskeletal, cardiovascular or skin. Data has been crosschecked with the solid organ and tissue sector to confirm the donation event and donor classification.
- 8 Eye and tissue only donor – A deceased donor where eye and an additional tissue(s) e.g. musculoskeletal, cardiovascular or skin has taken place. Data has been crosschecked with the tissue sector to confirm the donation event and donor classification.
- 9 Eye tissue donation – Unless otherwise specified all donors undergo retrieval of both whole eyes or both corneas. This means the number of eye tissue donations can be calculated by doubling the amount of total eye donors.
- 10 Eye tissue graft transplants – Corneal or scleral tissue transplanted into an eye tissue recipient within the reporting time period.
- 11 Eye tissue recipient – Unless otherwise specified the number of eye tissue recipients is equal to the number of eye tissue graft transplants (consistent with EBAANZ).
- 12 Living tissue donation – Identifies a donation event where one or more tissues are retrieved from a living donor. Living tissue is vastly comprised of donated femoral heads (bone) retrieved during hip replacement surgery. A living musculoskeletal donor can donate one femoral head during one donation event, two femoral heads during one donation event or one femoral head during two separate donation events.
- 13 Musculoskeletal tissue (ms) – Includes, but not limited to, bone, cartilage and tendon retrieved from areas such as the pelvis, arm and leg.
- 14 Notified tissue graft transplants – Number of tissue grafts supplied and confirmed by the hospital to the distributing tissue bank to have been transplanted. One tissue graft recipient may receive multiple graft transplants.
- 15 Notified tissue graft recipients – The number of tissue graft recipients, confirmed by the hospital to the distributing bank, who receive one or more graft transplants during a single tissue transplant event.
- 16 Pancreas islet (pi) – a multicellular structure within the pancreas that maintains normal blood glucose level within the body.
- 17 Sclera unit – A unit of the protective outer layer of the eyeball, used for transplantation during ocular surgery.
- 18 Skin tissue (sk) – Includes, but not limited to, split thickness skin (epidermis and upper part of the dermis), of varying size.

#### 19 Tissue transplant event

- A single tissue transplant event occurs when a tissue graft recipient receives 1 or more tissue grafts on a single occasion. This will be counted as one tissue graft recipient, one tissue transplant event.
- If a tissue graft recipient receives 1 or more tissue grafts during multiple tissue transplant events, this will be counted as one tissue graft recipient *for each tissue transplant event*.

20 Unique donor – A deceased or living donor who donates one or more tissue(s) during a single donation event.

### Counting Methodology

Each tissue and eye bank uses a Minimum Data Set Template (MDS) to provide the Registry de-identified donor information for each tissue type, as well as aggregate data for reporting of notified tissue graft transplants and notified tissue graft recipients.

Data received undergoes reconciliation and cross checking between the solid organ sector (ANZOD), the eye sector (participating eye banks) and the tissue sector (participating tissue banks) to ensure accuracy at the time of reporting.

### Notes

According to EBAANZ, since the end of 2011, the number of corneal transplants in Australia each year has exceeded the number of new patients requiring transplants each year. This means the current demand for corneal transplants in Australia is being met and should be noted when comparing 2018 corneal transplantation numbers to previous years published.

It is acknowledged that service provision in the living tissue donation sector by BAA and associated member banks occurs in addition to the Australian Organ and Tissue Authority's (OTA) "national reform programme to improve organ and tissue donation and transplantation outcomes in Australia".

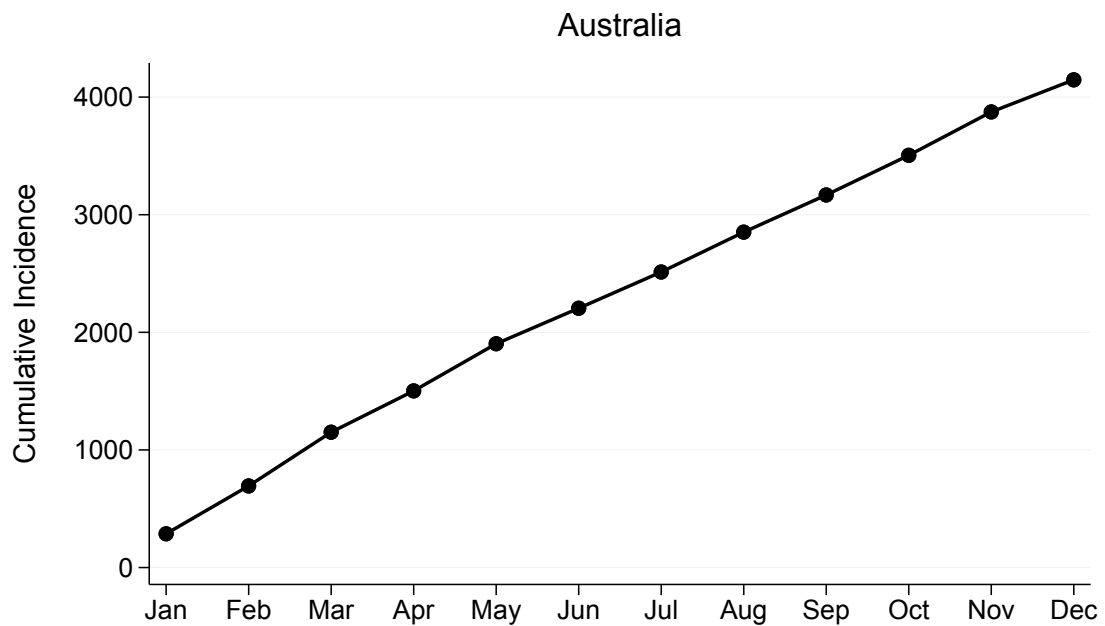
The Registry declares:

- All donations of eye tissue have come from deceased donors.
- Eye donors include those who have donated 2 whole eyes, 2 corneas or one whole eye or one cornea.
- Eye donations are not limited to the outcome of transplantation.
- Eye and Tissue Graft Transplants and Transplant Recipient data includes transplant events that have occurred in a different jurisdiction to where the tissue was donated.
- Graft Transplants and Transplant Recipient data may or may not be a direct outcome of tissue donations reported for the quarter, as tissue can be stored for a period of time before the graft is transplanted.
- Outcome data does not capture tissue that has been supplied for transplant but not yet notified as transplanted to the distributing tissue bank.

## Tissue Donors, Donation, Implantation and Recipients

Unique Tissue Donors (ms, cv, sk, pi)

### Total Unique Tissue Donors per Month, 2018



### Total Unique Tissue Donors by Jurisdiction of Retrieval and Month, 2018

|                  | Jan        | Feb        | Mar        | Apr        | May        | Jun        | Jul        | Aug        | Sep        | Oct        | Nov        | Dec        | Total       |
|------------------|------------|------------|------------|------------|------------|------------|------------|------------|------------|------------|------------|------------|-------------|
| QLD              | 35         | 73         | 76         | 55         | 52         | 51         | 27         | 27         | 33         | 31         | 36         | 23         | <b>519</b>  |
| NSW              | 155        | 236        | 252        | 195        | 232        | 170        | 193        | 206        | 191        | 200        | 219        | 174        | <b>2423</b> |
| ACT              | 0          | 0          | 1          | 0          | 1          | 0          | 0          | 0          | 1          | 0          | 0          | 0          | <b>3</b>    |
| VIC              | 25         | 19         | 43         | 33         | 41         | 29         | 35         | 38         | 37         | 38         | 36         | 28         | <b>402</b>  |
| TAS              | 2          | 8          | 5          | 1          | 6          | 0          | 0          | 0          | 1          | 5          | 8          | 0          | <b>36</b>   |
| SA               | 26         | 14         | 24         | 14         | 15         | 9          | 9          | 14         | 10         | 11         | 12         | 8          | <b>166</b>  |
| NT               | 0          | 0          | 0          | 0          | 0          | 0          | 0          | 1          | 0          | 0          | 0          | 0          | <b>1</b>    |
| WA               | 44         | 57         | 56         | 53         | 54         | 43         | 44         | 53         | 43         | 52         | 58         | 40         | <b>597</b>  |
| <b>AUSTRALIA</b> | <b>287</b> | <b>407</b> | <b>457</b> | <b>351</b> | <b>401</b> | <b>302</b> | <b>308</b> | <b>339</b> | <b>316</b> | <b>337</b> | <b>369</b> | <b>273</b> | <b>4147</b> |

## Eye and Tissue Donation Registry

### Living Unique Tissue Donors by Jurisdiction of Retrieval and Month, 2018

|                  | Jan        | Feb        | Mar        | Apr        | May        | Jun        | Jul        | Aug        | Sep        | Oct        | Nov        | Dec        | Total       |
|------------------|------------|------------|------------|------------|------------|------------|------------|------------|------------|------------|------------|------------|-------------|
| QLD              | 28         | 63         | 70         | 47         | 41         | 38         | 21         | 22         | 26         | 19         | 28         | 16         | <b>419</b>  |
| NSW              | 141        | 225        | 239        | 182        | 225        | 157        | 182        | 199        | 181        | 192        | 212        | 168        | <b>2303</b> |
| ACT              | 0          | 0          | 0          | 0          | 0          | 0          | 0          | 0          | 0          | 0          | 0          | 0          | <b>0</b>    |
| VIC              | 15         | 14         | 31         | 28         | 30         | 21         | 34         | 32         | 32         | 36         | 30         | 20         | <b>323</b>  |
| TAS              | 0          | 7          | 5          | 1          | 6          | 0          | 0          | 0          | 0          | 5          | 8          | 0          | <b>32</b>   |
| SA               | 24         | 13         | 24         | 13         | 15         | 8          | 9          | 13         | 8          | 10         | 11         | 7          | <b>155</b>  |
| NT               | 0          | 0          | 0          | 0          | 0          | 0          | 0          | 0          | 0          | 0          | 0          | 0          | <b>0</b>    |
| WA               | 42         | 54         | 53         | 53         | 54         | 43         | 43         | 53         | 38         | 51         | 55         | 39         | <b>578</b>  |
| <b>AUSTRALIA</b> | <b>250</b> | <b>376</b> | <b>422</b> | <b>324</b> | <b>371</b> | <b>267</b> | <b>289</b> | <b>319</b> | <b>285</b> | <b>313</b> | <b>344</b> | <b>250</b> | <b>3810</b> |

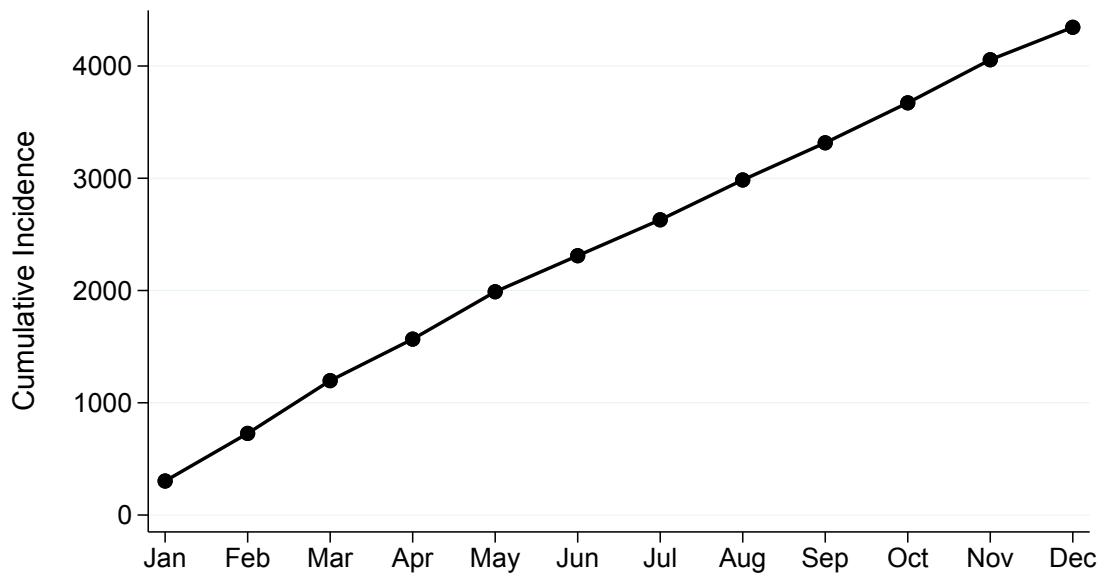
### Deceased Unique Tissue Donors by Jurisdiction of Retrieval and Month, 2018

|                  | Jan       | Feb       | Mar       | Apr       | May       | Jun       | Jul       | Aug       | Sep       | Oct       | Nov       | Dec       | Total      |
|------------------|-----------|-----------|-----------|-----------|-----------|-----------|-----------|-----------|-----------|-----------|-----------|-----------|------------|
| QLD              | 7         | 10        | 6         | 8         | 11        | 13        | 6         | 5         | 7         | 12        | 8         | 7         | <b>100</b> |
| NSW              | 14        | 11        | 13        | 13        | 7         | 13        | 11        | 7         | 10        | 8         | 7         | 6         | <b>120</b> |
| ACT              | 0         | 0         | 1         | 0         | 1         | 0         | 0         | 0         | 1         | 0         | 0         | 0         | <b>3</b>   |
| VIC              | 10        | 5         | 12        | 5         | 11        | 8         | 1         | 6         | 5         | 2         | 6         | 8         | <b>79</b>  |
| TAS              | 2         | 1         | 0         | 0         | 0         | 0         | 0         | 0         | 1         | 0         | 0         | 0         | <b>4</b>   |
| SA               | 2         | 1         | 0         | 1         | 0         | 1         | 0         | 1         | 2         | 1         | 1         | 1         | <b>11</b>  |
| NT               | 0         | 0         | 0         | 0         | 0         | 0         | 0         | 1         | 0         | 0         | 0         | 0         | <b>1</b>   |
| WA               | 2         | 3         | 3         | 0         | 0         | 0         | 1         | 0         | 5         | 1         | 3         | 1         | <b>19</b>  |
| <b>AUSTRALIA</b> | <b>37</b> | <b>31</b> | <b>35</b> | <b>27</b> | <b>30</b> | <b>35</b> | <b>19</b> | <b>20</b> | <b>31</b> | <b>24</b> | <b>25</b> | <b>23</b> | <b>337</b> |

Tissue Donations (ms, cv, sk, pi)

Total Tissue Donations per Month, 2018

Australia



Total Tissue Donations by Jurisdiction of Retrieval and Month, 2018

|                  | Jan        | Feb        | Mar        | Apr        | May        | Jun        | Jul        | Aug        | Sep        | Oct        | Nov        | Dec        | Total       |
|------------------|------------|------------|------------|------------|------------|------------|------------|------------|------------|------------|------------|------------|-------------|
| QLD              | 38         | 79         | 77         | 64         | 58         | 55         | 32         | 34         | 40         | 38         | 41         | 28         | <b>584</b>  |
| NSW              | 158        | 240        | 258        | 200        | 238        | 177        | 199        | 211        | 197        | 206        | 226        | 182        | <b>2492</b> |
| ACT              | 0          | 0          | 1          | 0          | 1          | 0          | 0          | 0          | 1          | 0          | 0          | 0          | <b>3</b>    |
| VIC              | 34         | 26         | 49         | 37         | 50         | 37         | 36         | 42         | 39         | 42         | 39         | 31         | <b>462</b>  |
| TAS              | 2          | 8          | 5          | 1          | 6          | 0          | 0          | 0          | 1          | 5          | 8          | 0          | <b>36</b>   |
| SA               | 26         | 14         | 24         | 14         | 15         | 9          | 9          | 14         | 10         | 11         | 12         | 8          | <b>166</b>  |
| NT               | 0          | 0          | 0          | 0          | 0          | 0          | 0          | 1          | 0          | 0          | 0          | 0          | <b>1</b>    |
| WA               | 45         | 57         | 56         | 54         | 54         | 43         | 44         | 53         | 43         | 54         | 58         | 40         | <b>601</b>  |
| <b>AUSTRALIA</b> | <b>303</b> | <b>424</b> | <b>470</b> | <b>370</b> | <b>422</b> | <b>321</b> | <b>320</b> | <b>355</b> | <b>331</b> | <b>356</b> | <b>384</b> | <b>289</b> | <b>4345</b> |



## Eye and Tissue Donation Registry

### Living Tissue Donations by Jurisdiction of Retrieval and Month, 2018

|                  | Jan        | Feb        | Mar        | Apr        | May        | Jun        | Jul        | Aug        | Sep        | Oct        | Nov        | Dec        | Total       |
|------------------|------------|------------|------------|------------|------------|------------|------------|------------|------------|------------|------------|------------|-------------|
| QLD              | 28         | 63         | 71         | 50         | 42         | 39         | 22         | 25         | 26         | 20         | 28         | 17         | <b>431</b>  |
| NSW              | 143        | 228        | 244        | 186        | 231        | 161        | 186        | 203        | 187        | 198        | 218        | 172        | <b>2357</b> |
| ACT              | 0          | 0          | 0          | 0          | 0          | 0          | 0          | 0          | 0          | 0          | 0          | 0          | <b>0</b>    |
| VIC              | 15         | 14         | 31         | 28         | 30         | 21         | 34         | 32         | 32         | 37         | 30         | 20         | <b>324</b>  |
| TAS              | 0          | 7          | 5          | 1          | 6          | 0          | 0          | 0          | 0          | 5          | 8          | 0          | <b>32</b>   |
| SA               | 24         | 13         | 24         | 13         | 15         | 8          | 9          | 13         | 8          | 10         | 11         | 7          | <b>155</b>  |
| NT               | 0          | 0          | 0          | 0          | 0          | 0          | 0          | 0          | 0          | 0          | 0          | 0          | <b>0</b>    |
| WA               | 43         | 54         | 53         | 54         | 54         | 43         | 43         | 53         | 38         | 53         | 55         | 39         | <b>582</b>  |
| <b>AUSTRALIA</b> | <b>253</b> | <b>379</b> | <b>428</b> | <b>332</b> | <b>378</b> | <b>272</b> | <b>294</b> | <b>326</b> | <b>291</b> | <b>323</b> | <b>350</b> | <b>255</b> | <b>3881</b> |

### Living Tissue Donations by Jurisdiction of Retrieval and Type, 2018

|                  | Cardiovascular | Musculoskeletal |
|------------------|----------------|-----------------|
| QLD              | 0              | 431             |
| NSW              | 8              | 2349            |
| ACT              | 0              | 0               |
| VIC              | 0              | 324             |
| TAS              | 0              | 32              |
| SA               | 0              | 155             |
| NT               | 0              | 0               |
| WA               | 0              | 582             |
| <b>AUSTRALIA</b> | <b>8</b>       | <b>3873</b>     |

## Eye and Tissue Donation Registry

### Deceased Tissue Donations by Jurisdiction of Retrieval and Month, 2018

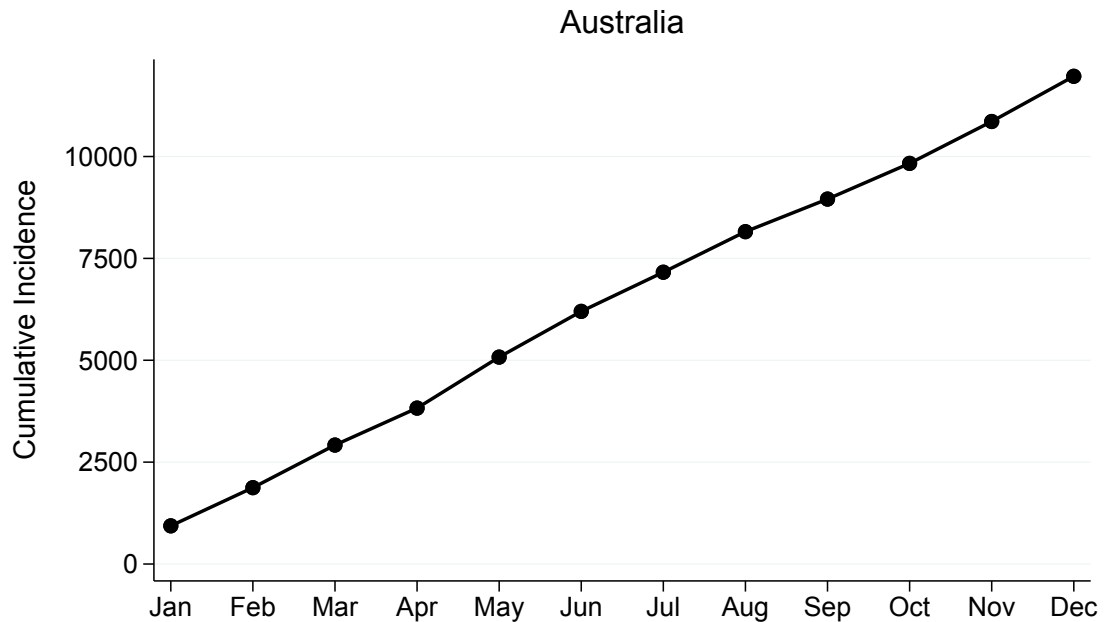
|                  | Jan       | Feb       | Mar       | Apr       | May       | Jun       | Jul       | Aug       | Sep       | Oct       | Nov       | Dec       | Total      |
|------------------|-----------|-----------|-----------|-----------|-----------|-----------|-----------|-----------|-----------|-----------|-----------|-----------|------------|
| QLD              | 10        | 16        | 6         | 14        | 16        | 16        | 10        | 9         | 14        | 18        | 13        | 11        | <b>153</b> |
| NSW              | 15        | 12        | 14        | 14        | 7         | 16        | 13        | 8         | 10        | 8         | 8         | 10        | <b>135</b> |
| ACT              | 0         | 0         | 1         | 0         | 1         | 0         | 0         | 0         | 1         | 0         | 0         | 0         | <b>3</b>   |
| VIC              | 19        | 12        | 18        | 9         | 20        | 16        | 2         | 10        | 7         | 5         | 9         | 11        | <b>138</b> |
| TAS              | 2         | 1         | 0         | 0         | 0         | 0         | 0         | 0         | 1         | 0         | 0         | 0         | <b>4</b>   |
| SA               | 2         | 1         | 0         | 1         | 0         | 1         | 0         | 1         | 2         | 1         | 1         | 1         | <b>11</b>  |
| NT               | 0         | 0         | 0         | 0         | 0         | 0         | 0         | 1         | 0         | 0         | 0         | 0         | <b>1</b>   |
| WA               | 2         | 3         | 3         | 0         | 0         | 0         | 1         | 0         | 5         | 1         | 3         | 1         | <b>19</b>  |
| <b>AUSTRALIA</b> | <b>50</b> | <b>45</b> | <b>42</b> | <b>38</b> | <b>44</b> | <b>49</b> | <b>26</b> | <b>29</b> | <b>40</b> | <b>33</b> | <b>34</b> | <b>34</b> | <b>464</b> |

### Deceased Tissue Donations by Jurisdiction of Retrieval and Type, 2018

|                  | Solid Organ/Tissue Sector |            |           |           | Tissue Only Sector |            |           |          | Tissue Total |            |            |           |
|------------------|---------------------------|------------|-----------|-----------|--------------------|------------|-----------|----------|--------------|------------|------------|-----------|
|                  | cv                        | ms         | skin      | pi        | cv                 | ms         | skin      | pi       | cv           | ms         | skin       | pi        |
| QLD              | 24                        | 39         | 23        | 1         | 1                  | 34         | 31        | 0        | 25           | 73         | 54         | 1         |
| NSW              | 35                        | 28         | 2         | 5         | 4                  | 57         | 4         | 0        | 39           | 85         | 6          | 5         |
| ACT              | 2                         | 0          | 0         | 1         | 0                  | 0          | 0         | 0        | 2            | 0          | 0          | 1         |
| VIC              | 24                        | 35         | 35        | 4         | 6                  | 14         | 20        | 0        | 30           | 49         | 55         | 4         |
| TAS              | 4                         | 0          | 0         | 0         | 0                  | 0          | 0         | 0        | 4            | 0          | 0          | 0         |
| SA               | 9                         | 0          | 0         | 2         | 0                  | 0          | 0         | 0        | 9            | 0          | 0          | 2         |
| NT               | 1                         | 0          | 0         | 0         | 0                  | 0          | 0         | 0        | 1            | 0          | 0          | 0         |
| WA               | 0                         | 13         | 0         | 0         | 0                  | 6          | 0         | 0        | 0            | 19         | 0          | 0         |
| <b>AUSTRALIA</b> | <b>99</b>                 | <b>115</b> | <b>60</b> | <b>13</b> | <b>11</b>          | <b>111</b> | <b>55</b> | <b>0</b> | <b>110</b>   | <b>226</b> | <b>115</b> | <b>13</b> |

Notified Tissue Grafts Implanted (ms, cv, sk)

Notified Tissue Grafts Implanted per Month, 2018



Notified Tissue Grafts Implanted by Jurisdiction of Retrieving Bank and Month, 2018

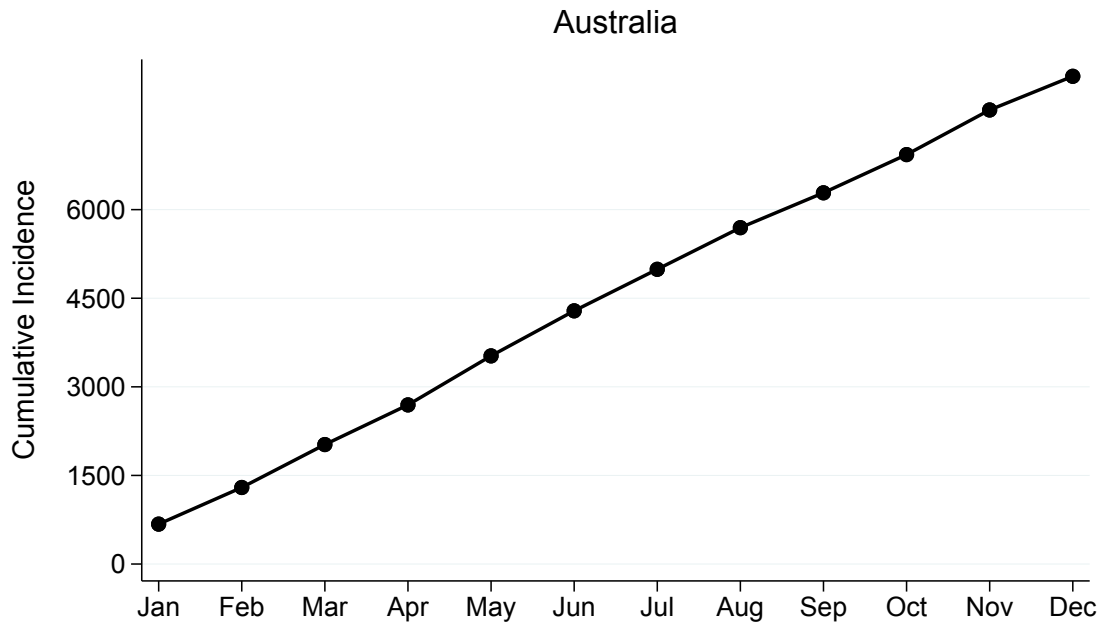
|                  | Jan        | Feb        | Mar         | Apr        | May         | Jun         | Jul        | Aug        | Sep        | Oct        | Nov         | Dec         | Total        |
|------------------|------------|------------|-------------|------------|-------------|-------------|------------|------------|------------|------------|-------------|-------------|--------------|
| QLD              | 227        | 133        | 192         | 190        | 132         | 245         | 136        | 145        | 95         | 220        | 192         | 397         | <b>2304</b>  |
| NSW              | 550        | 652        | 712         | 601        | 838         | 730         | 666        | 660        | 583        | 505        | 702         | 538         | <b>7737</b>  |
| ACT              | 0          | 0          | 0           | 0          | 0           | 0           | 0          | 0          | 0          | 0          | 0           | 0           | <b>0</b>     |
| VIC              | 78         | 96         | 72          | 65         | 187         | 75          | 99         | 93         | 52         | 71         | 73          | 101         | <b>1062</b>  |
| TAS              | 0          | 0          | 0           | 0          | 0           | 0           | 0          | 0          | 0          | 0          | 0           | 0           | <b>0</b>     |
| SA               | 17         | 6          | 2           | 3          | 10          | 19          | 1          | 19         | 6          | 10         | 2           | 10          | <b>105</b>   |
| NT               | 0          | 0          | 0           | 0          | 0           | 0           | 0          | 0          | 0          | 0          | 0           | 0           | <b>0</b>     |
| WA               | 65         | 50         | 67          | 48         | 85          | 53          | 59         | 78         | 64         | 70         | 59          | 63          | <b>761</b>   |
| <b>AUSTRALIA</b> | <b>937</b> | <b>937</b> | <b>1045</b> | <b>907</b> | <b>1252</b> | <b>1122</b> | <b>961</b> | <b>995</b> | <b>800</b> | <b>876</b> | <b>1028</b> | <b>1109</b> | <b>11969</b> |

Notified Tissue Grafts Implanted by Jurisdiction of Retrieving Bank and Type, 2018

|                  | Cardiovascular | Musculoskeletal | Skin        |
|------------------|----------------|-----------------|-------------|
| QLD              | 7              | 1724            | 573         |
| NSW              | 195            | 7542            | 0           |
| VIC              | 34             | 519             | 509         |
| SA               | 0              | 105             | 0           |
| WA               | 0              | 761             | 0           |
| <b>AUSTRALIA</b> | <b>236</b>     | <b>10651</b>    | <b>1082</b> |

Notified Tissue Graft Recipients (ms, cv, sk)

Notified Tissue Graft Recipients per Month, 2018



Notified Tissue Graft Recipients by Jurisdiction of Retrieving Bank and Month, 2018

|                  | Jan        | Feb        | Mar        | Apr        | May        | Jun        | Jul        | Aug        | Sep        | Oct        | Nov        | Dec        | Total       |
|------------------|------------|------------|------------|------------|------------|------------|------------|------------|------------|------------|------------|------------|-------------|
| QLD              | 92         | 99         | 123        | 116        | 114        | 146        | 111        | 116        | 77         | 170        | 144        | 112        | <b>1420</b> |
| NSW              | 500        | 439        | 519        | 470        | 608        | 526        | 507        | 492        | 440        | 389        | 527        | 385        | <b>5802</b> |
| ACT              | 0          | 0          | 0          | 0          | 0          | 0          | 0          | 0          | 0          | 0          | 0          | 0          | <b>0</b>    |
| VIC              | 35         | 45         | 45         | 55         | 55         | 55         | 50         | 41         | 41         | 42         | 44         | 30         | <b>538</b>  |
| TAS              | 0          | 0          | 0          | 0          | 0          | 0          | 0          | 0          | 0          | 0          | 0          | 0          | <b>0</b>    |
| SA               | 10         | 6          | 2          | 3          | 5          | 9          | 1          | 10         | 4          | 5          | 1          | 6          | <b>62</b>   |
| NT               | 0          | 0          | 0          | 0          | 0          | 0          | 0          | 0          | 0          | 0          | 0          | 0          | <b>0</b>    |
| WA               | 39         | 31         | 38         | 27         | 48         | 27         | 34         | 46         | 28         | 41         | 40         | 37         | <b>436</b>  |
| <b>AUSTRALIA</b> | <b>676</b> | <b>620</b> | <b>727</b> | <b>671</b> | <b>830</b> | <b>763</b> | <b>703</b> | <b>705</b> | <b>590</b> | <b>647</b> | <b>756</b> | <b>570</b> | <b>8258</b> |

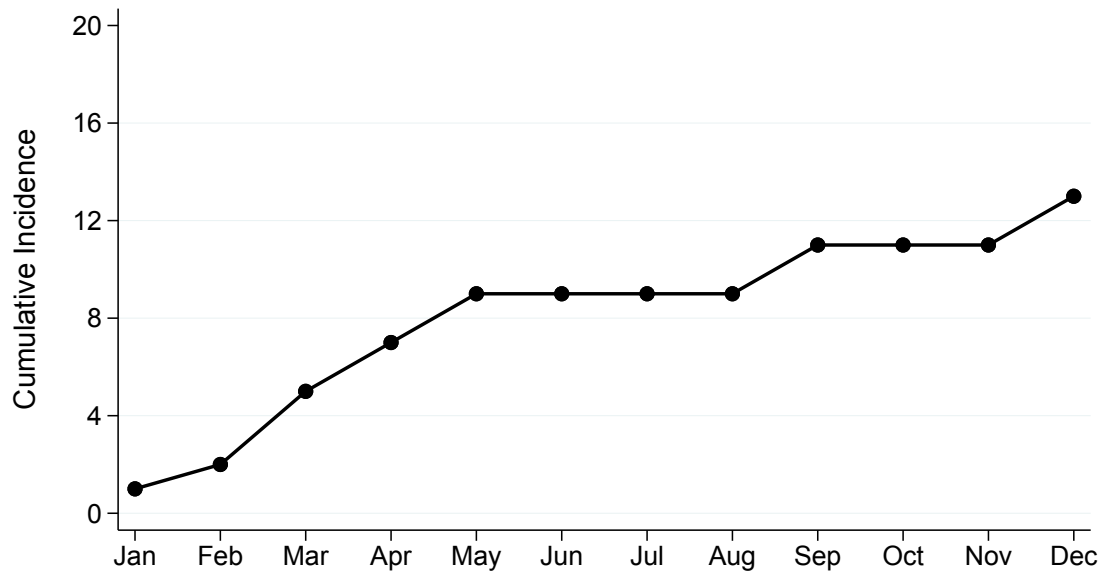
Notified Tissue Graft Recipients by Jurisdiction of Retrieving Bank and Type, 2018

|                  | Cardiovascular | Musculoskeletal | Skin      |
|------------------|----------------|-----------------|-----------|
| QLD              | 7              | 1370            | 43        |
| NSW              | 193            | 5609            | 0         |
| VIC              | 34             | 463             | 41        |
| SA               | 0              | 62              | 0         |
| WA               | 0              | 436             | 0         |
| <b>AUSTRALIA</b> | <b>234</b>     | <b>7940</b>     | <b>84</b> |

Pancreas Islet Graft Recipients

Pancreas Islet Recipients per Month, 2018

Australia



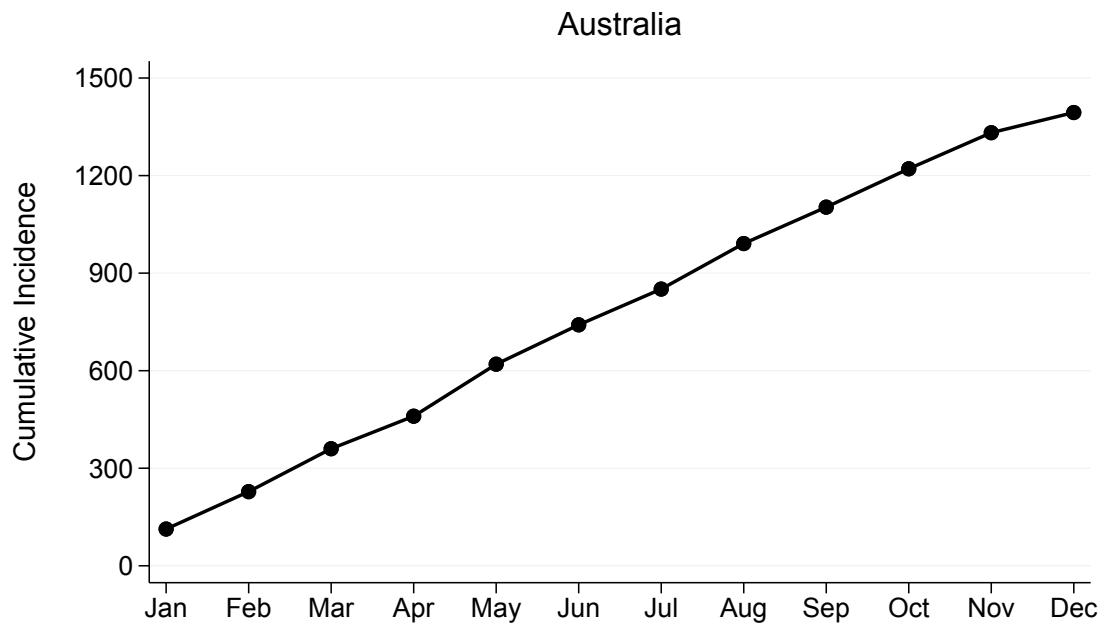
Pancreas Islet Graft Recipients by Transplant Jurisdiction and Month, 2018

|                  | Jan      | Feb      | Mar      | Apr      | May      | Jun      | Jul      | Aug      | Sep      | Oct      | Nov      | Dec      | Total     |
|------------------|----------|----------|----------|----------|----------|----------|----------|----------|----------|----------|----------|----------|-----------|
| QLD              | 0        | 0        | 0        | 0        | 0        | 0        | 0        | 0        | 0        | 0        | 0        | 0        | 0         |
| NSW              | 0        | 0        | 3        | 0        | 1        | 0        | 0        | 0        | 2        | 0        | 0        | 0        | 6         |
| ACT              | 0        | 0        | 0        | 0        | 0        | 0        | 0        | 0        | 0        | 0        | 0        | 0        | 0         |
| VIC              | 1        | 1        | 0        | 1        | 1        | 0        | 0        | 0        | 0        | 0        | 0        | 2        | 6         |
| TAS              | 0        | 0        | 0        | 0        | 0        | 0        | 0        | 0        | 0        | 0        | 0        | 0        | 0         |
| SA               | 0        | 0        | 0        | 1        | 0        | 0        | 0        | 0        | 0        | 0        | 0        | 0        | 1         |
| NT               | 0        | 0        | 0        | 0        | 0        | 0        | 0        | 0        | 0        | 0        | 0        | 0        | 0         |
| WA               | 0        | 0        | 0        | 0        | 0        | 0        | 0        | 0        | 0        | 0        | 0        | 0        | 0         |
| <b>AUSTRALIA</b> | <b>1</b> | <b>1</b> | <b>3</b> | <b>2</b> | <b>2</b> | <b>0</b> | <b>0</b> | <b>0</b> | <b>2</b> | <b>0</b> | <b>0</b> | <b>2</b> | <b>13</b> |

## Eye Donors and Transplants

### Eye Donors

### Eye Donors per Month, 2018



### Eye Donors by Jurisdiction of Retrieval and Month, 2018

|                  | Jan        | Feb        | Mar        | Apr        | May        | Jun        | Jul        | Aug        | Sep        | Oct        | Nov        | Dec       | Total       |
|------------------|------------|------------|------------|------------|------------|------------|------------|------------|------------|------------|------------|-----------|-------------|
| QLD              | 32         | 32         | 42         | 31         | 55         | 41         | 34         | 42         | 34         | 24         | 32         | 19        | <b>418</b>  |
| NSW              | 30         | 35         | 38         | 28         | 41         | 35         | 35         | 51         | 36         | 44         | 32         | 12        | <b>417</b>  |
| ACT              | 2          | 5          | 4          | 3          | 4          | 4          | 2          | 0          | 2          | 0          | 4          | 2         | <b>32</b>   |
| VIC              | 27         | 25         | 32         | 16         | 34         | 19         | 21         | 28         | 20         | 22         | 23         | 15        | <b>282</b>  |
| TAS              | 1          | 1          | 0          | 0          | 0          | 0          | 0          | 0          | 1          | 1          | 0          | 1         | <b>5</b>    |
| SA               | 7          | 7          | 5          | 11         | 14         | 11         | 9          | 11         | 9          | 12         | 9          | 6         | <b>111</b>  |
| NT               | 0          | 0          | 0          | 0          | 0          | 0          | 0          | 0          | 0          | 0          | 0          | 0         | <b>0</b>    |
| WA               | 14         | 10         | 11         | 11         | 12         | 11         | 9          | 8          | 10         | 15         | 11         | 7         | <b>129</b>  |
| <b>AUSTRALIA</b> | <b>113</b> | <b>115</b> | <b>132</b> | <b>100</b> | <b>160</b> | <b>121</b> | <b>110</b> | <b>140</b> | <b>112</b> | <b>118</b> | <b>111</b> | <b>62</b> | <b>1394</b> |

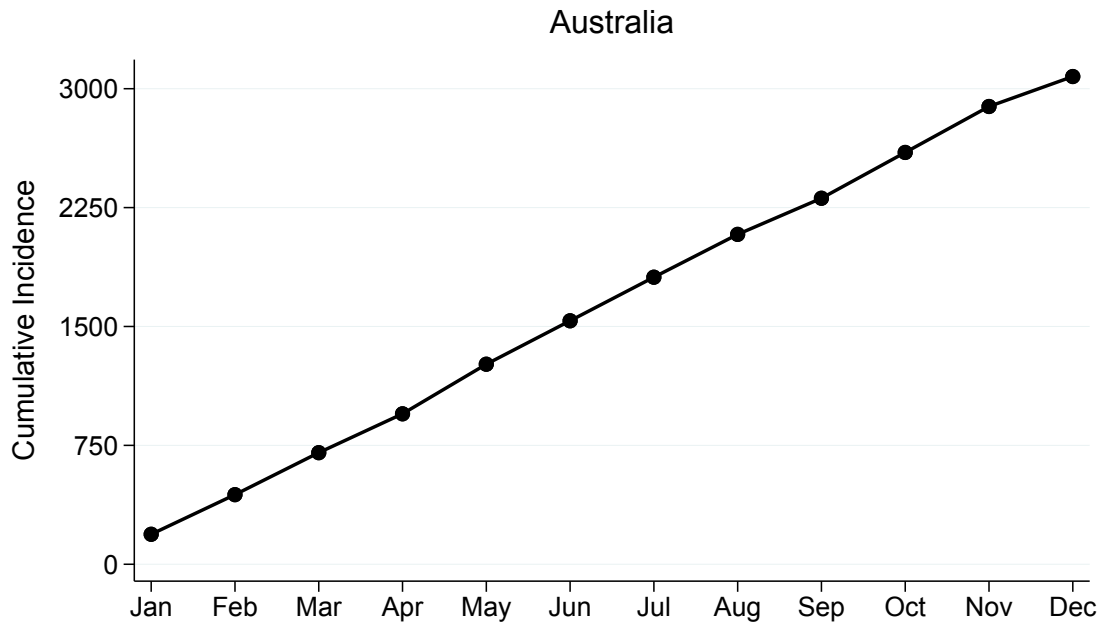
## Eye and Tissue Donation Registry

### Eye Donors by Jurisdiction of Retrieval and Type, 2018

|                  | Eye Only Donors | Eye and Solid Organ<br>Only Donors | Eye and Tissue<br>Only Donors | Eye, Solid Organ and<br>Tissue Donors |
|------------------|-----------------|------------------------------------|-------------------------------|---------------------------------------|
| QLD              | 349             | 5                                  | 31                            | 33                                    |
| NSW              | 306             | 15                                 | 55                            | 41                                    |
| ACT              | 23              | 4                                  | 0                             | 5                                     |
| VIC              | 178             | 52                                 | 17                            | 35                                    |
| TAS              | 0               | 3                                  | 0                             | 2                                     |
| SA               | 93              | 12                                 | 2                             | 4                                     |
| WA               | 106             | 6                                  | 7                             | 10                                    |
| <b>AUSTRALIA</b> | <b>1055</b>     | <b>97</b>                          | <b>112</b>                    | <b>130</b>                            |

Notified Eye Tissue Graft Transplants

Total Eye Tissue Graft Transplants per Month, 2018



Total Eye Tissue Graft Transplants by Jurisdiction of Retrieving Bank and Month, 2018

|                  | Jan        | Feb        | Mar        | Apr        | May        | Jun        | Jul        | Aug        | Sep        | Oct        | Nov        | Dec        | Total       |
|------------------|------------|------------|------------|------------|------------|------------|------------|------------|------------|------------|------------|------------|-------------|
| QLD              | 61         | 65         | 77         | 65         | 87         | 72         | 69         | 79         | 65         | 80         | 61         | 44         | <b>825</b>  |
| NSW              | 43         | 79         | 87         | 73         | 108        | 85         | 95         | 86         | 73         | 94         | 91         | 50         | <b>964</b>  |
| ACT              | 3          | 2          | 3          | 1          | 0          | 0          | 3          | 4          | 2          | 2          | 2          | 1          | <b>23</b>   |
| VIC              | 45         | 53         | 44         | 47         | 65         | 56         | 50         | 55         | 47         | 60         | 67         | 45         | <b>634</b>  |
| TAS              | 0          | 3          | 1          | 4          | 3          | 2          | 8          | 2          | 0          | 0          | 6          | 6          | <b>35</b>   |
| SA               | 11         | 14         | 12         | 18         | 21         | 24         | 21         | 0          | 18         | 25         | 24         | 17         | <b>205</b>  |
| NT               | 0          | 0          | 3          | 0          | 0          | 0          | 0          | 2          | 0          | 2          | 0          | 0          | <b>7</b>    |
| WA               | 26         | 34         | 38         | 37         | 29         | 35         | 29         | 42         | 23         | 26         | 39         | 26         | <b>384</b>  |
| <b>AUSTRALIA</b> | <b>189</b> | <b>250</b> | <b>265</b> | <b>245</b> | <b>313</b> | <b>274</b> | <b>275</b> | <b>270</b> | <b>228</b> | <b>289</b> | <b>290</b> | <b>189</b> | <b>3077</b> |



## Eye and Tissue Donation Registry

### Cornea Graft Transplants by Jurisdiction of Retrieving Bank and Month, 2018

|                  | Jan        | Feb        | Mar        | Apr        | May        | Jun        | Jul        | Aug        | Sep        | Oct        | Nov        | Dec        | Total       |
|------------------|------------|------------|------------|------------|------------|------------|------------|------------|------------|------------|------------|------------|-------------|
| QLD              | 52         | 56         | 64         | 58         | 77         | 64         | 61         | 65         | 52         | 69         | 49         | 40         | <b>707</b>  |
| NSW              | 23         | 57         | 60         | 55         | 77         | 58         | 66         | 64         | 61         | 61         | 72         | 38         | <b>692</b>  |
| ACT              | 2          | 1          | 2          | 1          | 0          | 0          | 2          | 3          | 0          | 1          | 2          | 0          | <b>14</b>   |
| VIC              | 32         | 36         | 38         | 34         | 44         | 37         | 34         | 39         | 32         | 39         | 40         | 24         | <b>429</b>  |
| TAS              | 0          | 0          | 1          | 4          | 2          | 1          | 6          | 1          | 0          | 0          | 4          | 2          | <b>21</b>   |
| SA               | 2          | 11         | 8          | 18         | 21         | 21         | 19         | 0          | 13         | 20         | 18         | 14         | <b>165</b>  |
| NT               | 0          | 0          | 3          | 0          | 0          | 0          | 0          | 2          | 0          | 2          | 0          | 0          | <b>7</b>    |
| WA               | 17         | 18         | 22         | 22         | 19         | 20         | 13         | 18         | 13         | 19         | 26         | 16         | <b>223</b>  |
| <b>AUSTRALIA</b> | <b>128</b> | <b>179</b> | <b>198</b> | <b>192</b> | <b>240</b> | <b>201</b> | <b>201</b> | <b>192</b> | <b>171</b> | <b>211</b> | <b>211</b> | <b>134</b> | <b>2258</b> |

### Sclera Unit Graft Transplants by Jurisdiction of Retrieving Bank and Month, 2018

|                  | Jan       | Feb       | Mar       | Apr       | May       | Jun       | Jul       | Aug       | Sep       | Oct       | Nov       | Dec       | Total      |
|------------------|-----------|-----------|-----------|-----------|-----------|-----------|-----------|-----------|-----------|-----------|-----------|-----------|------------|
| QLD              | 9         | 9         | 13        | 7         | 10        | 8         | 8         | 14        | 13        | 11        | 12        | 4         | <b>118</b> |
| NSW              | 20        | 22        | 27        | 18        | 31        | 27        | 29        | 22        | 12        | 33        | 19        | 12        | <b>272</b> |
| ACT              | 1         | 1         | 1         | 0         | 0         | 0         | 1         | 1         | 2         | 1         | 0         | 1         | <b>9</b>   |
| VIC              | 13        | 17        | 6         | 13        | 21        | 19        | 16        | 16        | 15        | 21        | 27        | 21        | <b>205</b> |
| TAS              | 0         | 3         | 0         | 0         | 1         | 1         | 2         | 1         | 0         | 0         | 2         | 4         | <b>14</b>  |
| SA               | 9         | 3         | 4         | 0         | 0         | 3         | 2         | 0         | 5         | 5         | 6         | 3         | <b>40</b>  |
| NT               | 0         | 0         | 0         | 0         | 0         | 0         | 0         | 0         | 0         | 0         | 0         | 0         | <b>0</b>   |
| WA               | 9         | 16        | 16        | 15        | 10        | 15        | 16        | 24        | 10        | 7         | 13        | 10        | <b>161</b> |
| <b>AUSTRALIA</b> | <b>61</b> | <b>71</b> | <b>67</b> | <b>53</b> | <b>73</b> | <b>73</b> | <b>74</b> | <b>78</b> | <b>57</b> | <b>78</b> | <b>79</b> | <b>55</b> | <b>819</b> |