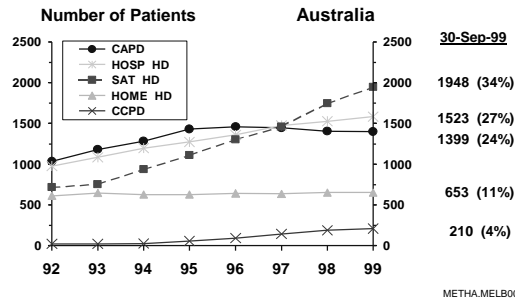


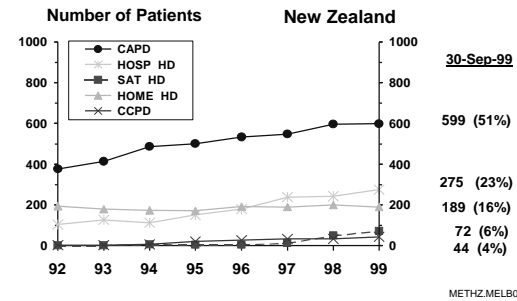
ANZDATA Registry - Melbourne 2000

Haemodialysis - Dr Peter Kerr

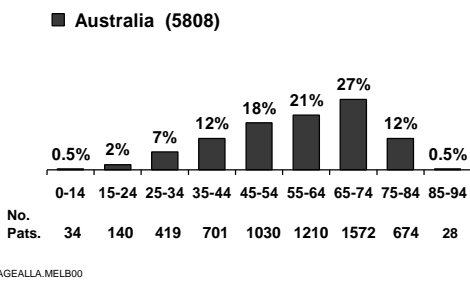
Method and Location of Dialysis 1992-1999



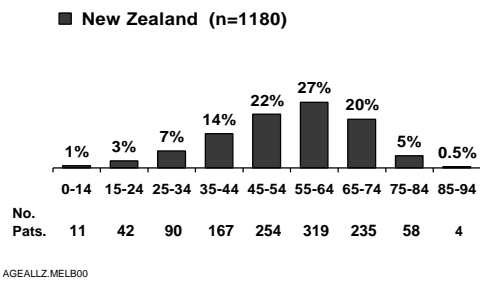
Method and Location of Dialysis 1992-1999



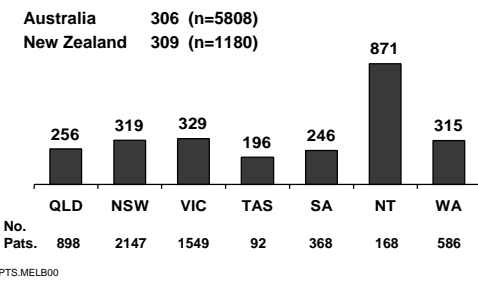
Age of All Dialysing Patients 30-Sep-99



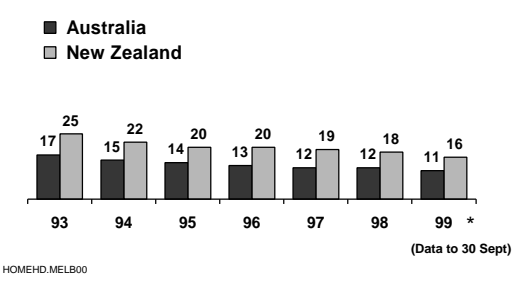
Age of All Dialysing Patients 30-Sep-99



Dialysis Dependent Patients (Per Million) 30-Sep-99



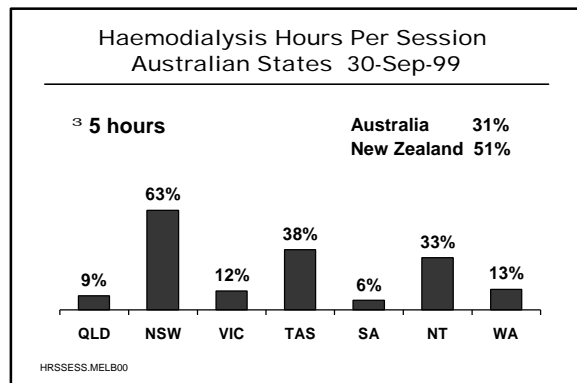
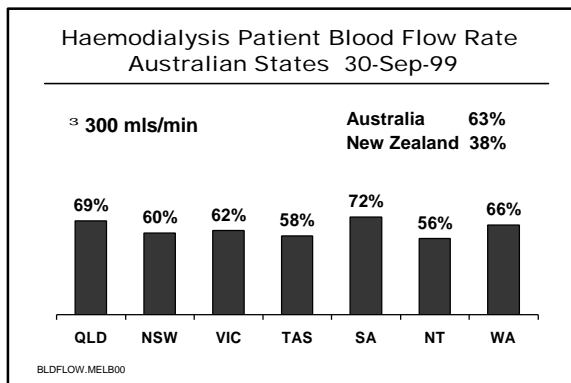
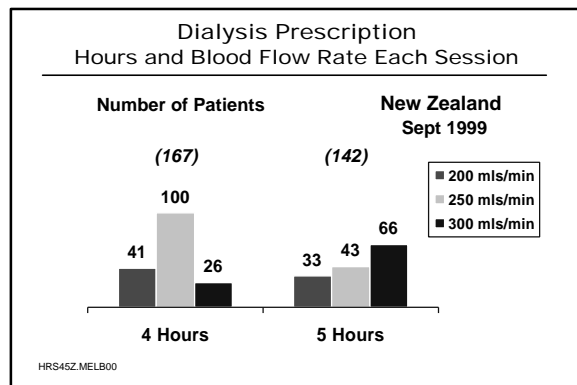
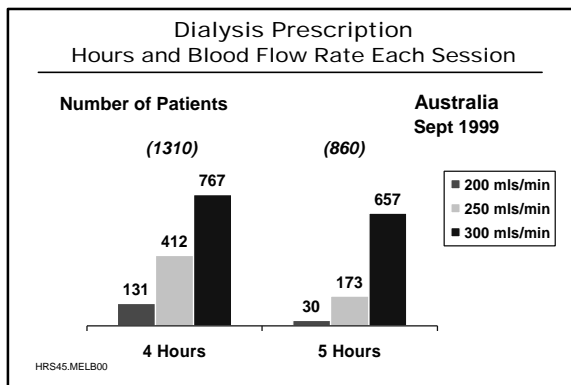
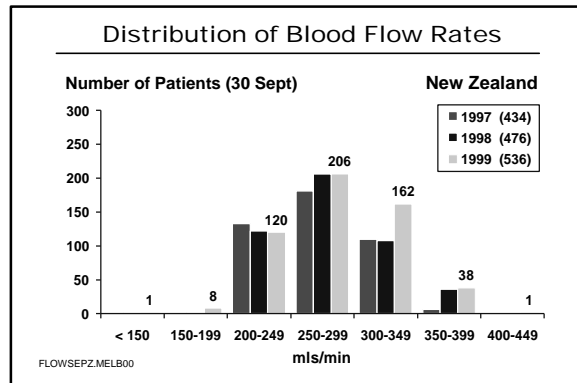
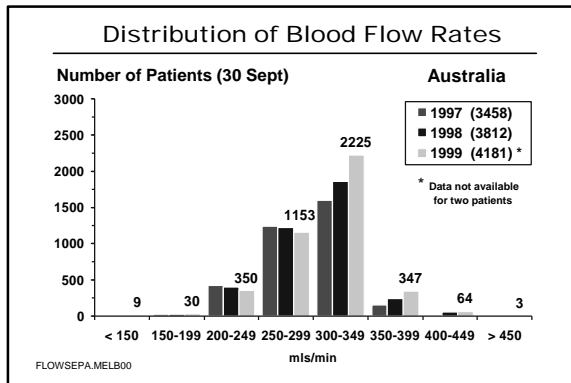
Proportion (%) Home Haemodialysis of all Dialysis Patients 1993-1999 *



ANZDATA Registry Web Address
<http://www.anzdata.org.au>

ANZDATA Registry - Melbourne 2000

Haemodialysis - Dr Peter Kerr



ANZDATA Registry Web Address
<http://www.anzdata.org.au>

ANZDATA Registry - Melbourne 2000

Haemodialysis - Dr Peter Kerr

Urea Reduction Ratio (URR)
Patients Alive on Haemodialysis

Australia

Reported URR	31-Mar-99	30-Sep-99
0-39%	6	6
40-49%	33	22
50-59%	271	269
60-64%	512	486
65-69%	831	875
70-79%	1381	1461
80-100%	204	326
Not Reported	815	738
Total Patients	4053	4183

Urea Reduction Ratio (URR)
Patients Alive on Haemodialysis

New Zealand

Reported URR	31-Mar-99	30-Sep-99
0-39%	0	1
40-49%	4	10
50-59%	35	74
60-64%	53	69
65-69%	54	97
70-79%	70	79
80-100%	9	17
Not Reported	282	189
Total Patients	507	536

Urea Reduction Ratio (URR)

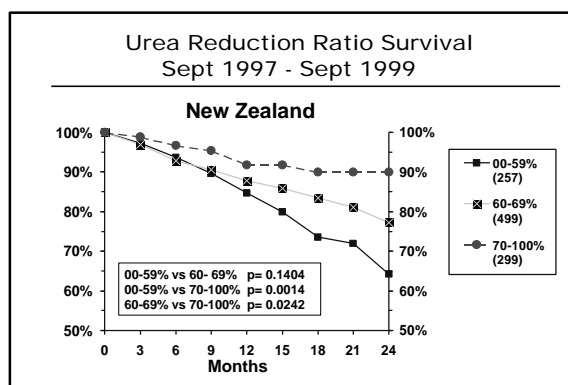
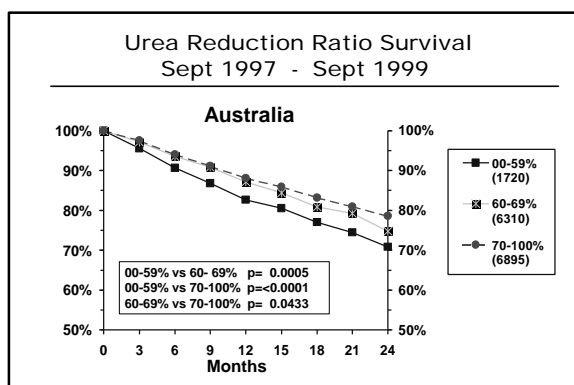
Australia - Sep 1999 (n=3455)

Mean	70%	Minimum	26
Median	70%	Maximum	96
Std Deviation 8			
25 Percentile 65			
75 Percentile 75			

Urea Reduction Ratio (URR)

New Zealand - Sep 1999 (n=347)

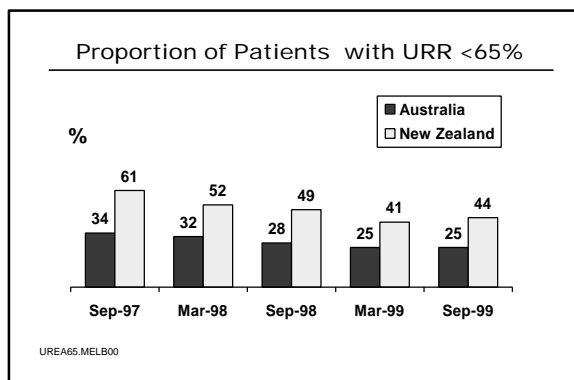
Mean	65%	Minimum	37
Median	65%	Maximum	95
Std Deviation 9			
25 Percentile 60			
75 Percentile 70			



ANZDATA Registry Web Address
<http://www.anzdata.org.au>

ANZDATA Registry - Melbourne 2000

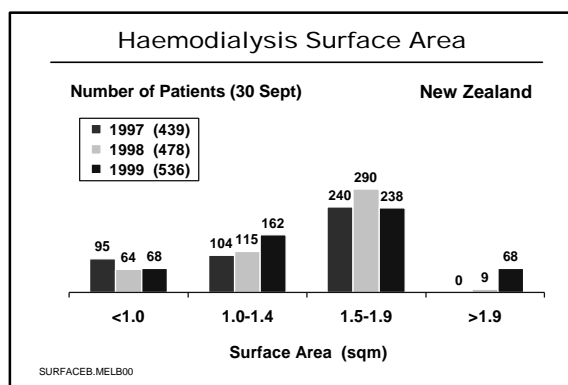
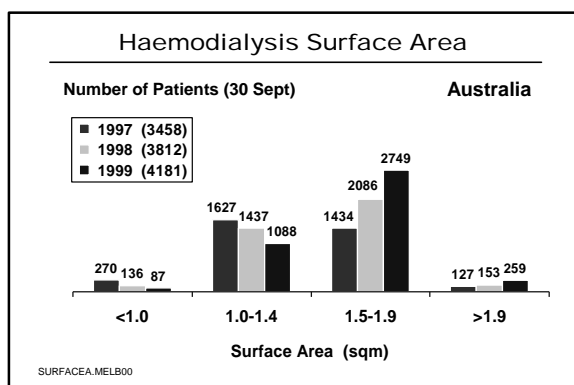
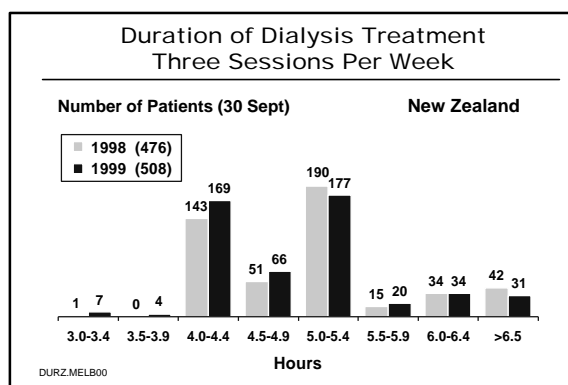
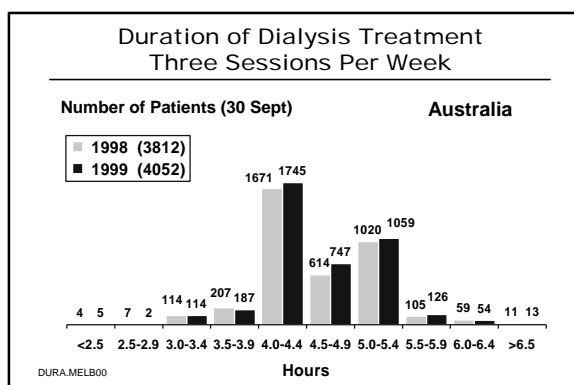
Haemodialysis - Dr Peter Kerr



Dialyser Characteristics
Sept 1999 (Sept 1998)

Material	Australia	New Zealand
Low Flux (%)	95 (86)	100 (98)
Medium Flux (%)	0 (10)	0 (2)
High Flux (%)	5 (4)	0 (0)
Surface Area		
< 1.0 (%)	2 (3)	13 (13)
1.0 - 1.4 (%)	26 (38)	30 (24)
1.5 - 1.9 (%)	66 (55)	44 (61)
> 1.9 (%)	6 (4)	13 (2)

DIAL.MELB00



ANZDATA Registry Web Address
<http://www.anzdata.org.au>

ANZDATA Registry - Melbourne 2000

Haemodialysis - Dr Peter Kerr

Dialysis Prescription
Sept 1999 (Sept 1998)

Blood Flow Rate (ml / min)

	< 250	250-299	³ 300
AUST (%)	9 (11)	28 (32)	63 (57)
NZ (%)	24 (26)	38 (44)	38 (30)

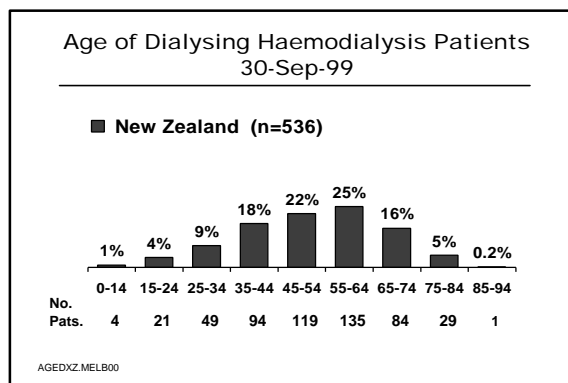
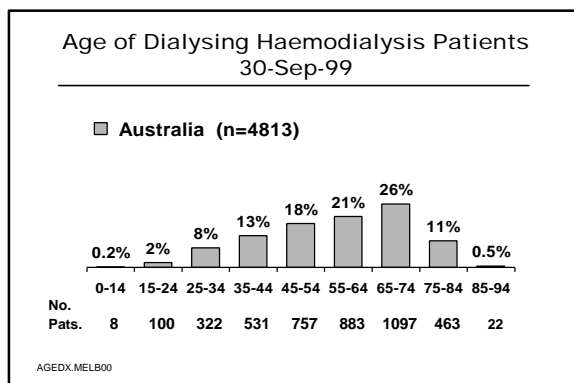
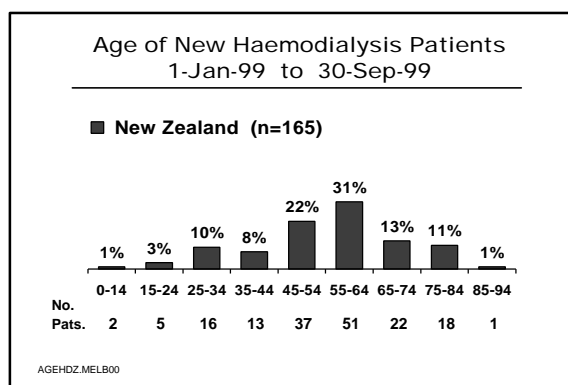
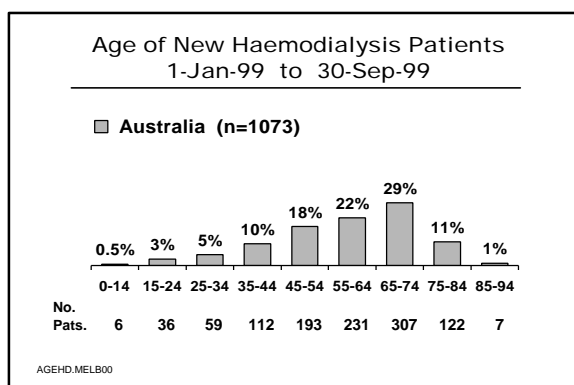
FLOW.MELB00

Dialysis Prescription
Sept 1999 (Sept 1998)

Hours of Dialysis / Session

	<4	4	4.5	5	³ 5.5
AUST (%)	8 (9)	43 (44)	18 (16)	26 (27)	5 (4)
NZ (%)	3 (<1)	33 (30)	13 (11)	35 (40)	16 (19)

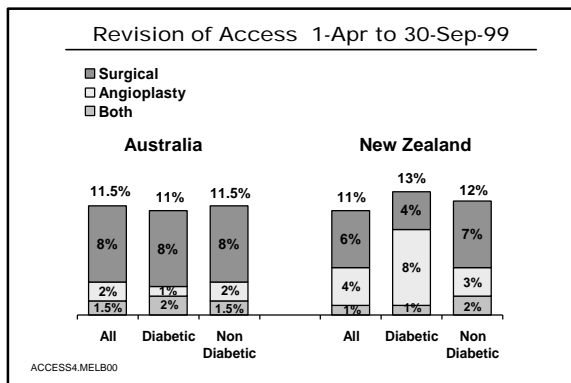
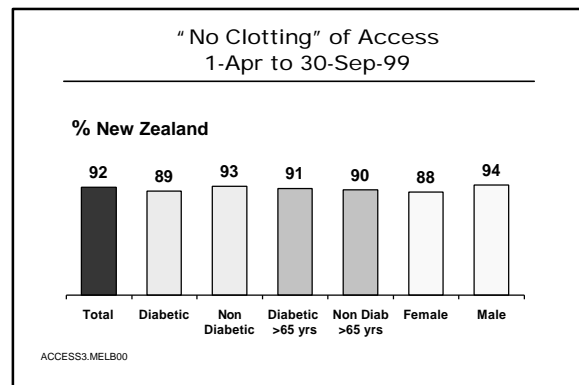
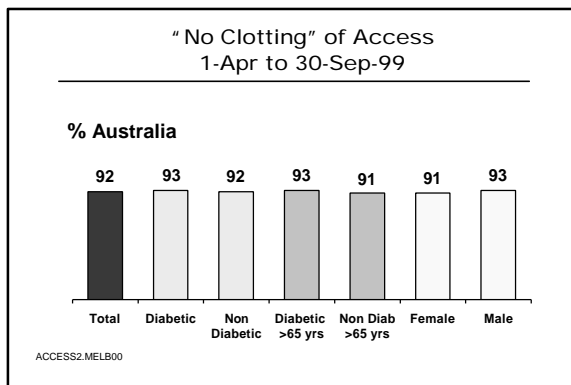


PRES1.MELB00



ANZDATA Registry Web Address
<http://www.anzdata.org.au>

ANZDATA Registry - Melbourne 2000

Haemodialysis - Dr Peter Kerr



ANZDATA Registry

Our Web Address

<http://www.anzdata.org.au>

ANZDATA Registry Web Address
<http://www.anzdata.org.au>