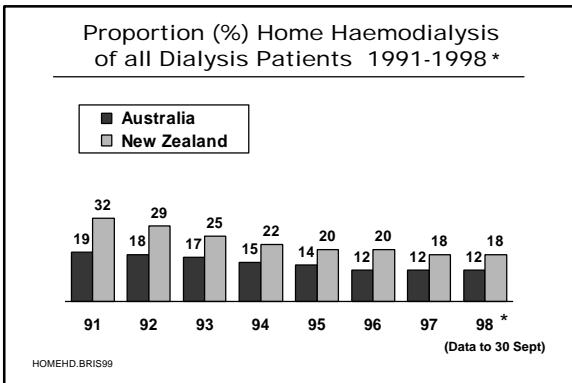
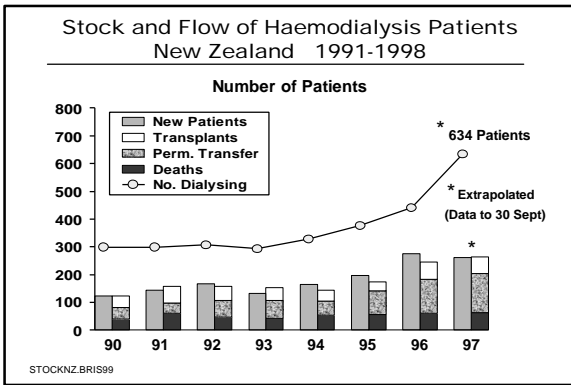
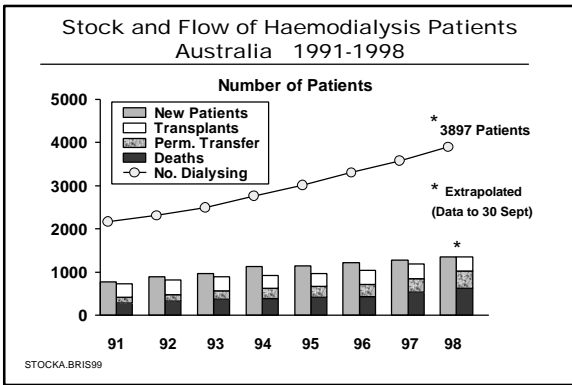
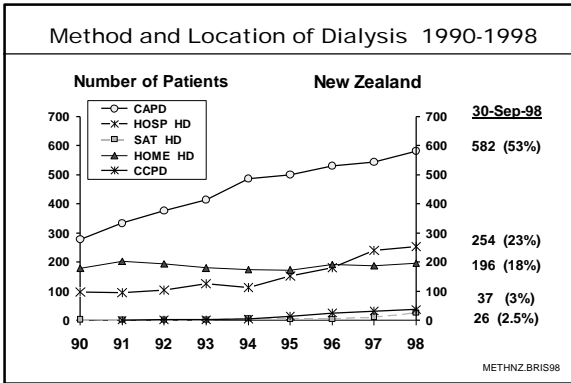
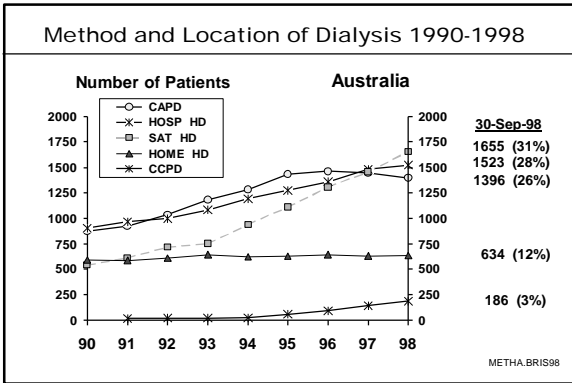


ANZDATA Registry - Brisbane March 1999

Haemodialysis by Dr P. Kerr



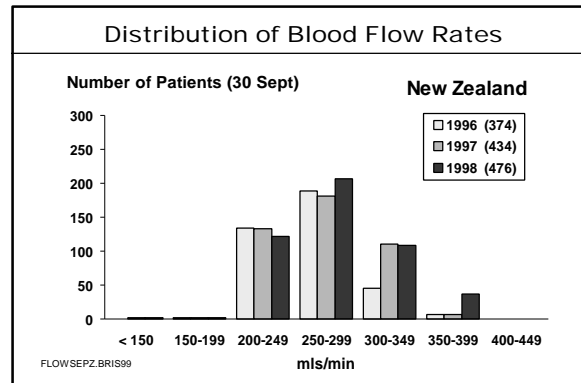
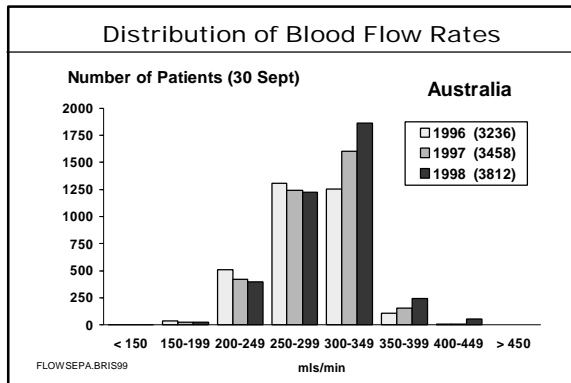
Dialyser Characteristics
Sept 1998 (Sept 1997)

Material	Australia	New Zealand
Low Flux (%)	86 (91)	98 (97)
Medium Flux (%)	10 (7)	2 (3)
High Flux (%)	4 (2)	0 (0)
Surface Area		
< 1.0 (%)	3 (8)	13 (21)
1 - 1.4 (%)	38 (47)	24 (24)
1.5 - 1.9 (%)	55 (41)	61 (55)
> 1.9 (%)	4 (<1)	2 (0)

DIAL.BRIS99

ANZDATA Registry - Brisbane March 1999

Haemodialysis by Dr P. Kerr



Dialysis Prescription
Sept 1998 (Sept 1997)

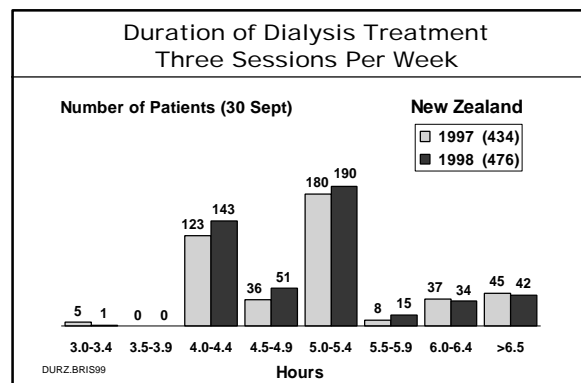
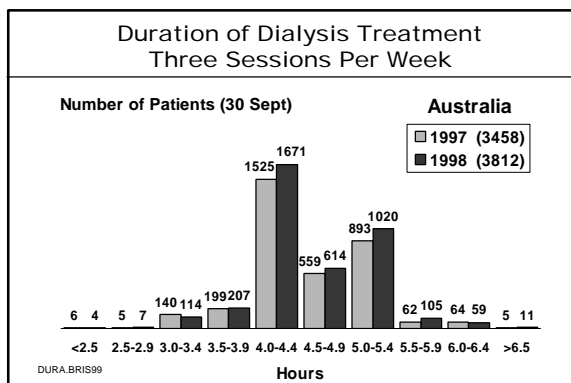
	Blood Flow Rate (ml / min)		
	< 250	250-299	≥ 300
AUST (%)	11 (13)	32 (36)	57 (51)
NZ (%)	26 (31)	44 (42)	30 (27)

FLOW.BRIS98

Dialysis Prescription
Sept 1998 (Sept 1997)

	Hours of Dialysis / Session				
	<4	4	4.5	5	≥ 5.5
AUST (%)	9 (10)	44 (44)	16 (16)	27 (26)	4 (4)
NZ (%)	<1 (1)	30 (28)	11 (8)	40 (42)	19 (21)

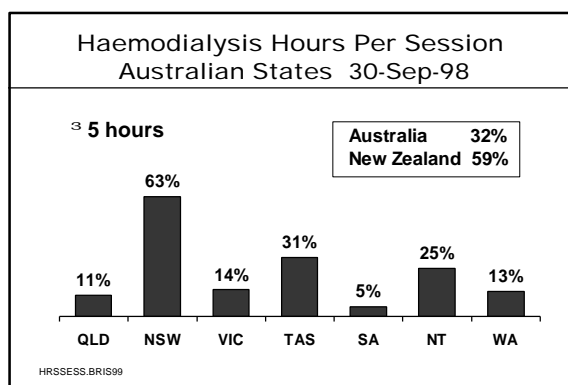
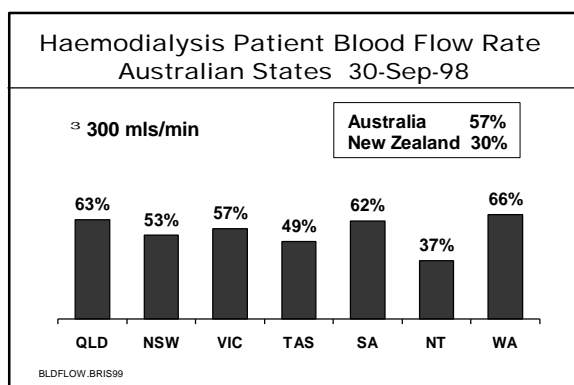
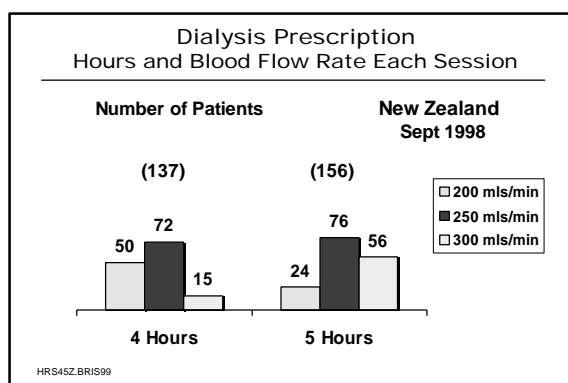
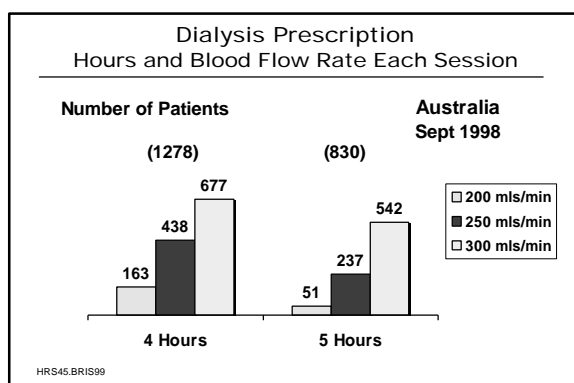
PRES1.BRIS98



ANZDATA Registry Web Address
<http://www.anzdata.org.au>

ANZDATA Registry - Brisbane March 1999

Haemodialysis by Dr P. Kerr



Urea Reduction Ratio (URR)
Patients Alive on Haemodialysis

Australia

Reported URR	31-Mar-98	30-Sep-98
0-39%	9	10
40-49%	34	40
50-59%	283	308
60-64%	419	472
65-69%	644	775
70-79%	912	1201
80-100%	108	177
Not Reported	900	829
Total Patients	3309	3812

Urea Reduction Ratio (URR)
Patients Alive on Haemodialysis

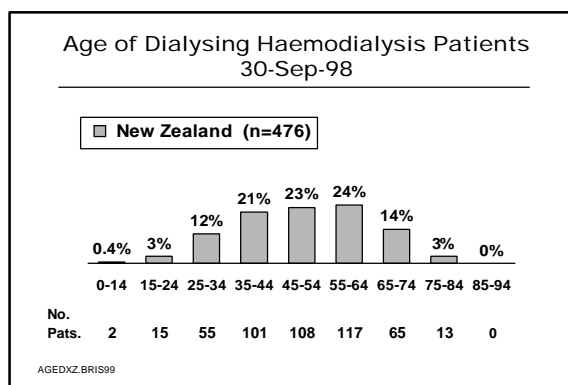
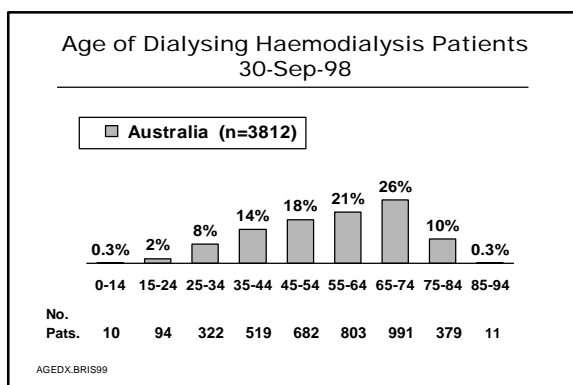
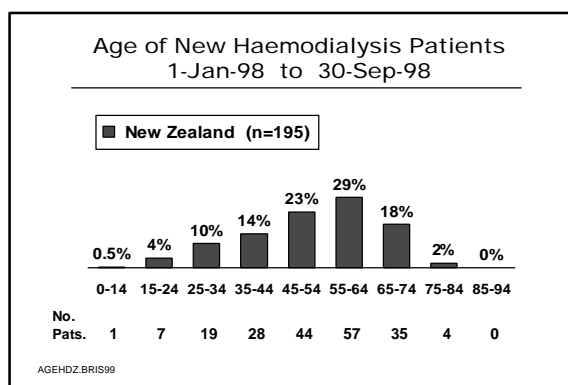
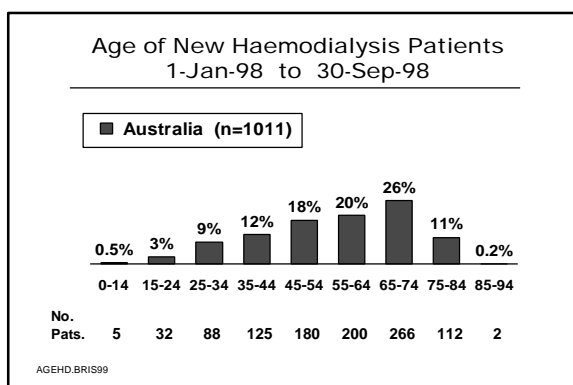
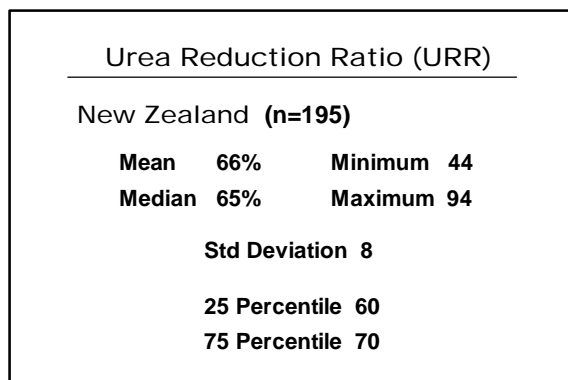
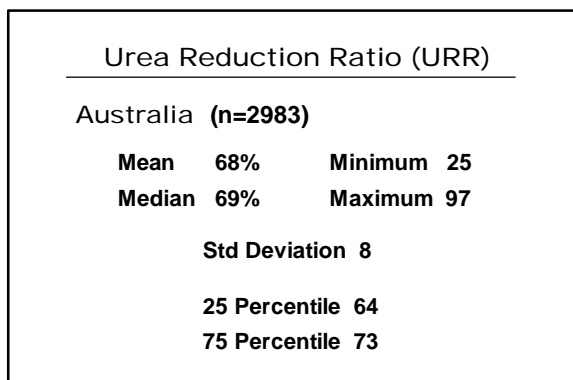
New Zealand

Reported URR	31-Mar-98	30-Sep-98
40-49%	7	2
50-59%	38	37
60-64%	28	56
65-69%	34	39
70-79%	28	55
80-100%	6	6
Not Reported	274	281
Total Patients	415	476

ANZDATA Registry Web Address
<http://www.anzdata.org.au>

ANZDATA Registry - Brisbane March 1999

Haemodialysis by Dr P. Kerr



ANZDATA Registry Web Address
<http://www.anzdata.org.au>